



CHARLOTTE BOBCATS

2010-11 MEDIA GUIDE



bobcats.com

OFFICIAL PARTNER
OF THE



**SLAM DUNK
REFRESHMENT**



CHARLOTTE
BOBCATS



PROUD SPONSOR

Sprite

THE SPARK





BOBCATS SPORTS & ENTERTAINMENT

OFFICE ADDRESS	333 East Trade Street, Charlotte, NC 28202
TELEPHONE	704-688-8600
ARENA	Time Warner Cable Arena (19,077)
TICKET INFORMATION	704-BOBCATS
WEBSITE	bobcats.com

BASKETBALL COMMUNICATIONS CONTACT INFORMATION

B. J. EVANS Director, Basketball Communications	704-688-8865 bevans@bobcats.com
JOSH ROSEN Manager, Basketball Communications	704-688-8863 jrosen@bobcats.com
BASKETBALL COMMUNICATIONS GAME NIGHT OFFICE	704-688-8864
BASKETBALL COMMUNICATIONS FAX	704-688-7864
BASKETBALL COMMUNICATIONS PRESS ROW LINE	704-688-8867

CREDITS

EDITORS	B.J. Evans, Josh Rosen
DESIGN, LAYOUT, PRODUCTION AND PRINTING	ITek Graphics
PHOTOGRAPHY	Kent Smith, NBAE/Getty Images
SPECIAL THANKS	Elias Sports Bureau, Kim Beal, Melissa Cebold, Katie Gane, Matt Garofalo, Andrea McGavin, Matt Rochinski, Michael Thompson, Past Basketball Communications Interns

© 2010 Charlotte Bobcats

All NBA and team insignia depicted in this publication are the property of NBA Properties, Inc. and the respective teams of the NBA and may not be reproduced for commercial purposes without the prior written consent of NBA Properties, Inc. The information contained in this publication was compiled by the Charlotte Bobcats and is provided as a courtesy to our fans and the press and may be used only for personal or editorial purposes. Any commercial use of this information is prohibited without the prior written consent of the Charlotte Bobcats.



TABLE OF CONTENTS

FRONT OFFICE

Staff Directory	4-5
Michael Jordan	6
Ownership Group	7
Fred A. Whitfield	8
Office of the Chairman/Executive Staff	9
Front Office Staff	10-12

BASKETBALL OPERATIONS

Rod Higgins	14
Chris Whitney	15
BJ Evans	15
Josh Rosen	15
Larry Brown	16-17
Herb Brown	18
Jeff Capel	18
Phil Ford	19
Dave Hanners	19
LaSalle Thompson	19
Scott Howard	20
Rich Sheubrooks	20
Jim Thrash	20
Basketball Staff	21-22
Basketball Facilities	23-24

PLAYERS

Roster	28
How the Bobcats were built	29
D.J. Augustin	30-33
Derrick Brown	34-37
Kwame Brown	38-41
Matt Carroll	42-45
Boris Diaw	46-49
DeSagana Diop	50-53
Gerald Henderson	54-57
Stephen Jackson	58-61
Shaun Livingston	62-65
Dominic McGuire	66-69
Nazr Mohammed	70-73
Eduardo Najera	74-77
Tyrus Thomas	78-81
Gerald Wallace	82-86
Training Camp Invitees	87

2009-10 SEASON REVIEW

Final Roster/Record Breakdown/ Honors	90
Game-by-Game Results	91
Team Cumulatives/Season and Career Highs	92
Miscellaneous Stats	93
Team Records/Starting Lineups	94
Player Performance/Games Missed	95

Team Highs and Lows	96
Individual Highs	97
Bobcats Individual High Games	98

RECORDS

Bobcats Team Highs	100-101
Bobcats Team Lows	101-102
Bobcats Individual Highs	103-104
Opponents Team Highs	105-106
Opponents Team Lows	106-107
Opponents Individual Highs	108-109
Bobcats Team Firsts	110
Bobcats Miscellaneous Stats	111
Bobcats Career/Season Records	112-113
Time Warner Cable Arena Firsts	114
Time Warner Cable Arena Highs	115
Time Warner Cable Arena Lows	116
Time Warner Cable Arena Individual Highs	117

PLAYOFFS

Results/Cumulatives	120
Bobcats Team Highs	121
Bobcats Team Lows	122
Bobcats Individual Highs	123
Opponents Team Highs	124
Opponents Team Lows	125
Opponents Individual Highs	126

HISTORY

2008-09 History	128-130
2007-08 History	131-133
2006-07 History	134-136
2005-06 History	137-139
2004-05 History	140-142
Draft History	143
Awards/National Team Appearances	144
All-Time Roster	145-154
Key Dates In Bobcats History	155-163

NBA

NBA Directory	166
D-League Directory	167
Atlanta Hawks	168
Boston Celtics	168
Chicago Bulls	168
Cleveland Cavaliers	169
Dallas Mavericks	169
Denver Nuggets	169
Detroit Pistons	170
Golden State Warriors	170
Houston Rockets	170

Indiana Pacers	171
Los Angeles Lakers	171
Los Angeles Clippers	171
Memphis Grizzlies	172
Miami Heat	172
Milwaukee Bucks	172
Minnesota Timberwolves	173
New Jersey Nets	173
New Orleans Hornets	173
New York Knicks	174
Oklahoma City Thunder	174
Orlando Magic	174
Philadelphia 76ers	175
Phoenix Suns	175
Portland Trail Blazers	175
Sacramento Kings	176
San Antonio Spurs	176
Toronto Raptors	176
Utah Jazz	177
Washington Wizards	177
Key Dates	178
NBA Cares	178

MISCELLANEOUS

Media Information	180
Beat Media/Stat Crew	181
Bobcats in the Community	182-183
Time Warner Cable Arena	184-185
Seating Chart	186

FRONT OFFICE





TEAM DIRECTORY

FRONT OFFICE

Chairman & CEO	Michael Jordan
President, Chief Operating Officer & Alternate Governor	Fred A. Whitfield
Executive Vice President and Chief Administrative & Financial Officer	Bill Duffy
Executive Vice President and Chief Sales & Marketing Officer	Pete Guelli

BASKETBALL OPS

Office of the Chairman	
Alternate Governor & Member of Executive Board	Curtis Polk
Member of Executive Board	Estee Portnoy
Executive Assistant	Tina Parker

PLAYERS

Basketball Operations

General Manager.....	Rod Higgins
Head Coach.....	Larry Brown
Assistant Coach.....	Herb Brown
Assistant Coach.....	Jeff Capel
Assistant Coach.....	Phil Ford
Assistant Coach.....	Dave Hanners
Assistant Coach.....	LaSalle Thompson
Director, Scouting.....	Scott Howard
Director, Global Scouting.....	Rich Sheubrooks
Scout.....	Jim Thrash
Director, Player Development.....	Chris Whitney
Director, Basketball Communications.....	B.J. Evans
Manager, Basketball Communications.....	Josh Rosen
Head Athletic Trainer.....	Steve Stricker
Strength and Conditioning Coach.....	Michael Irr
Assistant Athletic Trainer.....	Dennis Williams
Equipment Manager.....	Fred Glover
Video Coordinator.....	Drew Perry
Team Physician.....	Dr. Glenn Perry
Team Physician.....	Dr. Joe Garcia
Team Dentist.....	Dr. Larry Seitlin
Senior Manager, Basketball Operations.....	Neika Colbourne
Coordinator, Basketball Operations.....	Mary Beth Koetters
Assistant, Basketball Operations.....	Anthony Gacona
Assistant, Basketball Operations.....	Joey Levin
Locker Room Attendant.....	James McCullough

2009-10 REVIEW

RECORDS

PLAYOFFS

HISTORY

NBA

MISC.

Community Affairs

Senior Advisor, Community Affairs.....	Carl Scheer
Manager, Community Affairs.....	Kim Beal
Coordinator, Community Affairs.....	Jordan Puckett

Corporate Communications

Director, Corporate Communications.....	Michael Thompson
---	------------------

Finance

Director, Finance.....	Jim Dunlevy
Manager, Financial Analysis & Budgeting.....	Travis Ferguson
Accounting Manager.....	Ansel Gardiner
Accounting Manager.....	Kyra Nance
Staff Accountant.....	Nadia Qadir
Financial Analyst.....	Ahren Andrews

Human Resources

Vice President, Human Resources.....	Kay Lowery
Senior Manager, Human Resources.....	Renee Pomaes
Manager, Payroll.....	Veronica Lewis

Information Technology

Senior Manager, Information Technology.....	Ronnie Bryant
Information Technology Administrator.....	Justin Gregory

Legal Affairs

Senior Director, Legal Affairs.....	Andre Walters
-------------------------------------	---------------

Market Development

Vice President, Market Development.....	Seth Bennett
Senior Director, Market Development.....	Josh Kramer
Director, Creative Services.....	Tru Filyaw
Director, Interactive Media.....	Matt Rochinski
Director, Event Presentation.....	Jason Simon
Senior Manager, Technical Operations.....	Kevin Baker
Senior Manager, Market Development.....	Liz Ralon
Coordinator, Market Development.....	Ron Chase
Coordinator, Creative Services.....	Richard Chatham
Coordinator, Event Presentation.....	Emily Ladd
Coordinator, Broadcasting.....	Steve Martin
Coordinator, Interactive Media.....	Sean Phaler
Coordinator, Digital Marketing.....	Steve Pinczkowski
Graphic Designer and Animator.....	Kathy Schmid
Coordinator, Special Appearances.....	Dave Stogdill
Coordinator, Market Development.....	Lauryl Ulma
Radio Play-by-Play Announcer and Lead Journalist.....	Scott Lauer

Office of the President

Vice President.....	Ed Lewis
Sr. Director, Business Affairs & Community Affairs.....	Elizabeth Clagon
Senior Manager, Administration.....	Ann Kunak
Office Coordinator.....	Stephan Lewis

Partnership Marketing

Vice President, Partnership Marketing.....	Michael Wandell
Senior Director, Partnership Services.....	Colleen Mullins
Director, Partnership Development.....	Matt Grable
Director, Partnership Sales.....	Meka White
Senior Account Manager, Partnership Services.....	Chris Ziegler
Account Manager, Partnership Services.....	Shannon Voorhees
Manager, Sales & Marketing Operations.....	Tina Courtney
Coordinator, Partnership Marketing.....	Kristen Harris

Team Store

General Manager, Team Store.....	David Cromar
Manager, Team Store.....	Sonya Brice
Manager, Retail Warehouse.....	Bob Clark



Ticket Operations

Vice President, Box Office & Ticket Operations	Gary Brosius
Senior Director, Ticket Operations.....	Andrew Shure
Director of Ticketing, Arena Events.....	Mike Tanda
Coordinator, Ticket Operations.....	Brienne Cole
Coordinator, Ticket Operations.....	Brandon Law

Ticket Sales & Services

Vice President, Ticket Sales & Database Marketing.....	Flavil Hampsten
Director, Suite Sales & Services.....	Rod Emmons
Director, Season Ticket Sales.....	Marc Jackson
Director, Premium & Season Ticket Services.....	Barbara Stevens
Senior Manager, Group Sales.....	Sean O'Connor
Manager, Inside Sales.....	Mike Barbato
Manager, Season Ticket Services.....	Jacob Gallagher
Manager, Premium Services.....	Sindi Schug
Manager, Database Marketing.....	Chris Zeppenfeld
Senior Account Executive, Group Sales.....	Seth Roberts
Account Executive, Group Sales/Arena.....	Vicki Baptista
Account Executive, Group Sales.....	Tim Barabas
Account Executive, Group Sales.....	Jennifer Kushner
Account Executive, Group Sales.....	John Muszkewycz
Account Executive, Group Sales.....	Matthew Queen
Account Executive, Group Sales.....	Ron Stevens
Account Executive, Group Sales.....	Joanne Stewart
Account Executive, Premium Sales.....	Lexi Adair
Account Executive, Premium Sales.....	Todd Terakedis
Senior Account Executive, Season Ticket Sales.....	Robert Cerulo
Account Executive, Season Ticket Sales.....	Christie Allen
Account Executive, Season Ticket Sales.....	Justin Buck
Account Executive, Season Ticket Sales.....	Seth Firquin
Account Executive, Season Ticket Sales.....	Tariq Fleming
Account Executive, Season Ticket Sales.....	Kameron Florence
Account Executive, Season Ticket Sales.....	Jamie Kressel
Account Executive, Season Ticket Sales.....	Drew Praster
Account Executive, Season Ticket Sales.....	Melanee Smith
Account Executive, Season Ticket Sales.....	Yao Williams
Account Manager, Premium Services.....	Brian Devereaux
Account Manager, Premium Services.....	Alan Wheeling
Senior Account Manager, Season Ticket Services.....	Cedric Roberts
Account Manager, Season Ticket Services.....	Chris Brown
Account Manager, Season Ticket Services.....	John McKenna
Account Manager, Suite Services.....	Adam Thompson
Inside Sales Consultant.....	Alex Berg
Inside Sales Consultant.....	Jordan Dalton
Inside Sales Consultant.....	Kristi Maddigan
Inside Sales Consultant.....	Marcus Osby
Inside Sales Consultant.....	Brandie Pifer
Inside Sales Consultant.....	Bethany Wilson

Time Warner Cable Arena

Sr. VP, Arena & Event Operations/General Manager.....	Donna Julian
Vice President, Guest Services & Event Staffing.....	Marlene Hendricks
Director, Public Safety & Special Projects.....	Anthony Datcher
Director, Booking.....	Glenn Grabski
Director, Marketing.....	Andrea McGavin
Senior Manager, Arena Events & Operations.....	Trista Langdon
Manager, Public Safety.....	Kevin Dooley
Manager, Arena Events & Operations.....	Shawn Holden
Coordinator, Guest Services.....	Raymond Rios
Coordinator, Guest Services.....	Zeke Slivka
Executive Assistant.....	Dan Bain

Bobcats Game Night Statistical Crew

Game Clock Operator.....	Richard Ward
Shot Clock Operator.....	Mark Arcilesi
Scoreboard Operator.....	Kevin Earp
Shot Clock/Scoreboard Operator.....	Tony Falden
Official Scorer.....	Michael Harwood
Computer Game Stats.....	Paul Denny
Computer Game Stats.....	David Hixon
Computer Game Stats.....	Malinda Murray
Computer Game Stats.....	Laura Sullivan
Talent Stats.....	Frank Kay
Talent Stats.....	Bill Magrath
Game Night Staff.....	Laura Adkins
Game Night Staff.....	Deandra Alex
Game Night Staff.....	Emily Arceneaux
Game Night Staff.....	Alexis Broome
Game Night Staff.....	Jerry Duncan
Game Night Staff.....	Carlisle Hamrick
Game Night Staff.....	Monica Lewis
Public Address Announcer.....	Patrick Doughty

FRONT OFFICE

BASKETBALL OPS

PLAYERS

2009-10 REVIEW

RECORDS

PLAYOFFS

HISTORY

NBA

MISC.



- FRONT OFFICE
- BASKETBALL OPS
- PLAYERS
- 2009-10 REVIEW
- RECORDS
- PLAYOFFS
- HISTORY
- NBA
- MISC.



Michael Jordan
Chairman & CEO

An NBA legend, Michael Jordan was inducted into the Naismith Memorial Basketball Hall of Fame in September 2009. As a player, Jordan virtually rewrote the record book. He played 13 seasons for the Chicago Bulls, leading the league in scoring a record 10 times. His 30.1 points per game average is the highest in NBA history and, with 32,292 points, he ranks third on the all-time scoring list. Jordan led the Chicago Bulls to six NBA Championship titles and was named NBA Finals MVP during each of those series. A five-time regular season MVP, in 1991 and 1992, he became the only player to win back-to-back regular season and Finals MVP awards.

In March 2010, Jordan became the majority owner of the Charlotte Bobcats, after four years as part of the team’s ownership group and its Managing Member of Basketball Operations. Jordan is the first former player to become the majority owner of an NBA franchise.

Jordan burst onto the national stage as a freshman at the University of North Carolina, leading his team to the NCAA Championship with a dramatic game-winning shot. Following a stellar college career during which he was a two-time College Player of the Year and first team All-America, Jordan was chosen with the third pick of the 1984 NBA Draft. Jordan is a two-time Olympic Gold Medal winner, most famously as a member of the 1992’s “Dream Team.”

After a brief stint as an owner and executive with the Washington Wizards in 2000-01, Jordan returned to the court as a player for the team for the 2001-02 and 2002-03 seasons before retiring.

Off the court, Michael Jordan has also proven to be a successful businessman. Since its creation, his Jordan Brand (a division of NIKE) has been an innovator of athletic shoes and apparel. The Jordan Brand has grown to become a market leader under Jordan’s creative design input. As one of the world’s most popular and recognizable figures, Jordan’s endorsement portfolio includes Gatorade, Upper Deck and Hanes, among others. In 2004, Jordan formed Michael Jordan Motorsports as a result of his passion for motorcycle racing. Among Jordan’s other Jordan’s business ventures are several thriving restaurants.

Jordan serves as the Make-A-Wish Foundation’s Chief Wish Ambassador and supports many other charitable causes including the James R. Jordan Boys and Girls Club in Chicago and the Jordan Institute for Families at the University of North Carolina, among others. His annual Michael Jordan Celebrity Invitational golf tournament has raised over \$5 million for several worthy charities since its inception.



OWNERSHIP GROUP



Claude Alexander
PSIG



Lynn Beck



Charles Bowman
Bank of America



Carlos Evans
Wachovia Corporation



Mac Everett



Cornell "Nelly" Haynes Jr.



Bob Johnson



Jason LaBonte
Bank of America



Howard Levine



Hugh McColl



Felix Sabates



Nelson Schwab III



Jeffrey Shames



Anderson Warlick



Bob Washington



Spurgeon Webber III
PSIG



Ed Weisiger

Not Pictured:
Christopher Davis
Jorge DeCespedes

FRONT OFFICE

BASKETBALL OPS

PLAYERS

2009-10 REVIEW

RECORDS

PLAYOFFS

HISTORY

NBA

MISC.



- FRONT OFFICE
- BASKETBALL OPS
- PLAYERS
- 2009-10 REVIEW
- RECORDS
- PLAYOFFS
- HISTORY
- NBA
- MISC.



Fred A. Whitfield
 President & Chief Operating Officer

A talented sports executive with experience as a player, coach, agent, sports marketer and basketball operations administrator, Fred A. Whitfield was named President & Chief Operating Officer of Bobcats Sports & Entertainment in July of 2006. In this role, Whitfield oversees all business operations for the Charlotte Bobcats, Time Warner Cable Arena and the Bobcats Youth Foundation.

A native of Greensboro, North Carolina, and a 2010 inductee into the Guilford County Sports Hall of Fame, Whitfield brings a portfolio that includes Brand Jordan, a division of Nike, Inc.; the Washington Wizards; Nike Basketball; Falk Associates Management Enterprises (F.A.M.E.); a private law practice; Achievements Unlimited Basketball School; and the HoopTee Celebrity Golf Classic.

Prior to joining the Bobcats, Whitfield served as Director of Business and Legal Affairs for Brand Jordan, where he managed endorsements and sports marketing strategy and execution for the elite division of Nike. Brand Jordan's clients include some of the world's top athletes, including Ray Allen, Carmelo Anthony, Richard Hamilton, Derek Jeter, Chris Paul and Dwyane Wade.

From 2000-2003, Whitfield served as Director of Player Personnel & Assistant Legal Counsel for the Washington Wizards. While there, he was responsible for the team's salary cap administration and managing contractual issues. He is widely credited with helping turn around the team's troubled salary cap situation, enabling that franchise to rebuild through trades and free agency.

Prior to that position, Whitfield served as Director of Player Development for Nike Basketball, where he was responsible for negotiating endorsement contracts and overseeing business relationships for more than 150 NBA players. His career in sports began with F.A.M.E., one of the industry's most prestigious sports management firms, as Director of the Carolinas Region, based in Charlotte. Prior to joining F.A.M.E., Whitfield established and managed a successful law practice in Greensboro.

True to his Carolina roots, the Southeast Guilford High School graduate is the Founder and Director of Achievements Unlimited Basketball School, a camp for kids that combines the teaching of fundamental basketball skills with an emphasis on the importance of academics and living a life free of substance abuse. Whitfield is also the Founder of HoopTee Charities and the HoopTee Celebrity Golf Classic, which raises money to promote education, health and physical fitness for underprivileged children and provide scholarships for camps and other educational and athletic opportunities. Numerous sports celebrities visit Achievements Unlimited and HoopTee annually, including Michael Jordan, Jon Beason, Alonzo Mourning, Dre Bly, Chris Paul, Dell Curry, Denny Hamlin and Everett Brown. After celebrating its 25th anniversary in Greensboro in July 2009, Achievements Unlimited moved to Charlotte for the first time in July 2010.

A 1980 graduate of Campbell University, Whitfield was an all-south, team MVP and captain basketball player and was inducted into the school's Sports Hall of Fame in 1995. He earned a B.B.A. degree in Economics and then completed his M.B.A. at Campbell in Marketing while serving as Assistant Basketball Coach for the Camels. From there, he graduated with a Juris Doctor degree from North Carolina Central University School of Law where he served as Student Bar Association President.

Whitfield and his wife Mary reside in Charlotte.



OFFICE OF THE CHAIRMAN



Curtis Polk
Alternate Governor
& Member of Executive Board



Estee Portnoy
Member of Executive Board



Tina Parker
Executive Assistant

EXECUTIVE STAFF



Bill Duffy
Executive Vice President
and Chief Administrative
& Financial Officer



Pete Guelli
Executive Vice President
and Chief Sales & Marketing Officer



Donna Julian
Senior Vice President, Arena
& Event Operations/General Manager



Seth Bennett
Vice President,
Market Development



Gary Brosius
Vice President,
Box Office & Ticket Operations



Flavil Hampsten
Vice President,
Ticket Sales & Database Marketing



Marlene Hendricks
Vice President,
Guest Services & Event Staffing



Ed Lewis
Vice President



Kay Lowery
Vice President,
Human Resources



Michael Wandell
Vice President,
Partnership Marketing

FRONT OFFICE

BASKETBALL OPS

PLAYERS

2009-10 REVIEW

RECORDS

PLAYOFFS

HISTORY

NBA

MISC.



FRONT OFFICE

FRONT OFFICE



Lexi Adair
Account Executive,
Premium Sales



Christie Allen
Account Executive,
Season Ticket Sales



Ahren Andrews
Financial Analyst



Dan Bain
Executive Assistant



Kevin Baker
Senior Manager,
Technical Operations



Vicki Baptista
Account Executive,
Group Sales/Arena

BASKETBALL OPS



Tim Barabas
Account Executive,
Group Sales



Mike Barbato
Manager, Inside Sales



Kim Beal
Manager,
Community Affairs



Alex Berg
Inside Sales
Consultant



Sonya Brice
Manager, Team Store



Chris Brown
Account Manager,
Season Ticket Services

PLAYERS



Ronnie Bryant
Senior Manager,
Information Technology



Justin Buck
Account Executive,
Season Ticket Sales



Robert Cerulo
Sr. Account Executive,
Season Ticket Sales



Ron Chase
Coordinator,
Market Development



Richard Chatham
Coordinator,
Creative Services



Elizabeth Clagon
Sr. Dir., Business Affairs
& Community Affairs

2009-10 REVIEW



Bob Clark
Manager,
Retail Warehouse



Brienne Cole
Coordinator,
Ticket Operations



Tina Courtney
Manager, Sales &
Marketing Operations



David Cromar
General Manager,
Team Store



Anthony Datcher
Director, Public Safety
& Special Projects



Brian Devereaux
Account Manager,
Premium Services

RECORDS

PLAYOFFS

HISTORY

NBA

MISC.



Kevin Dooley
Manager,
Public Safety



Jim Dunlevy
Director, Finance



Rod Emmons
Director,
Suite Sales & Services



Travis Ferguson
Manager, Financial
Analysis & Budgeting



Tru Filyaw
Director,
Creative Services



Seth Firquin
Account Executive,
Season Ticket Sales



Tariq Fleming
Account Executive,
Season Ticket Sales



Kameron Florence
Account Executive,
Season Ticket Sales



Jacob Gallagher
Manager,
Season Ticket Services



Ansel Gardiner
Accounting Manager



Matt Grable
Director, Partnership
Development



Justin Gregory
Information Technology
Administrator



FRONT OFFICE

BASKETBALL OPS

PLAYERS

2009-10 REVIEW

RECORDS

PLAYOFFS

HISTORY

NBA

MISC.



Kristen Harris
Coordinator,
Partnership Marketing



Shawn Holden
Manager, Arena
Events & Operations



Marc Jackson
Director, Season
Ticket Sales



Josh Kramer
Senior Director,
Market Development



Jamie Kressel
Account Executive,
Season Ticket Sales



Ann Kunak
Senior Manager,
Administration



Jennifer Kushner
Account Executive,
Group Sales



Emily Ladd
Coordinator,
Event Presentation



Trista Langdon
Senior Manager, Arena
Events & Operations



Brandon Law
Coordinator,
Ticket Operations



Stephan Lewis
Office Coordinator



Veronica Lewis
Manager, Payroll



Kristi Maddigan
Inside Sales
Consultant



Steve Martin
Coordinator,
Broadcasting



John McKenna
Account Manager,
Season Ticket Services



Colleen Mullins
Senior Director,
Partnership Services



John Muszkewycz
Account Executive,
Group Sales



Kyra Nance
Accounting Manager



Sean O'Connor
Senior Manager,
Group Sales



Marcus Osby
Inside Sales
Consultant



Sean Phaler
Coordinator,
Interactive Media



Brandie Pifer
Inside Sales
Consultant



Steve Pinczkowski
Coordinator,
Digital Marketing



Renee Pomales
Senior Manager,
Human Resources



Drew Praster
Account Executive,
Season Ticket Sales



Jordan Puckett
Coordinator,
Community Affairs



Nadia Qadir
Staff Accountant



Matthew Queen
Account Executive,
Group Sales



Liz Ralon
Senior Manager,
Market Development



Raymond Rios
Coordinator,
Guest Services



Cedric Roberts
Sr. Account Manager,
Season Ticket Services



Seth Roberts
Sr. Account Executive,
Group Sales



Matt Rochinski
Director,
Interactive Media



Carl Scheer
Senior Advisor,
Community Affairs



Kathy Schmid
Graphic Designer
and Animator



Sindi Schug
Manager,
Premium Services



FRONT OFFICE

FRONT OFFICE



Andrew Shure
Senior Director,
Ticket Operations



Jason Simon
Director,
Event Presentation



Zeke Slivka
Coordinator,
Guest Services



Melanee Smith
Account Executive,
Season Ticket Sales



Barbara Stevens
Director, Premium &
Season Ticket Services



Ron Stevens
Account Executive,
Group Sales

BASKETBALL OPS



Joanne Stewart
Account Executive,
Group Sales



Dave Stogdill
Coordinator,
Special Appearances



Mike Tanda
Director of Ticketing,
Arena Events



Todd Terakedis
Account Executive,
Premium Sales



Adam Thompson
Account Manager,
Suite Services



Michael Thompson
Director, Corporate
Communications

PLAYERS

2009-10 REVIEW



Lauryn Ulma
Coordinator,
Market Development



Shannon Voorhees
Account Manager,
Partnership Services



Andre Walters
Senior Director,
Legal Affairs



Alan Wheeling
Account Manager,
Premium Services



Meka White
Director,
Partnership Sales



Yao Williams
Account Executive,
Season Ticket Sales

RECORDS



Bethany Wilson
Inside Sales
Consultant



Chris Zeppenfeld
Manager,
Database Marketing



Chris Ziegler
Sr. Account Manager,
Partnership Services

PLAYOFFS

HISTORY

NBA

MISC.

BASKETBALL OPERATIONS





FRONT OFFICE

BASKETBALL OPS

PLAYERS

2009-10 REVIEW

RECORDS

PLAYOFFS

HISTORY

NBA

MISC.



Rod Higgins General Manager

Rod Higgins became the second General Manager in Charlotte Bobcats history on May 31, 2007, bringing more than 25 years of NBA experience as a player, coach and front office executive to Charlotte. Higgins manages and oversees all player personnel matters, including professional and collegiate scouting, draft preparations, training camp, preseason scheduling and the team's athletic training, equipment and conditioning programs. Among Higgins' accomplishments in his tenure with the Bobcats are the December 2008 acquisition of Boris Diaw, the November 2009 acquisition of Stephen Jackson, the February 2010 acquisition of Tyrus Thomas and the successful re-signing of Gerald Wallace.

Before joining the Bobcats, Higgins spent three seasons as General Manager of the Golden State Warriors. Prior to that, he spent three seasons as Assistant General Manager for the Washington Wizards, where he worked with Bobcats Chairman & CEO Michael Jordan, his one-time teammate with the Bulls. His responsibilities there included collaborating on all basketball decisions, including transactions and trades, and working with player personnel and scouting. Before moving to the front office with the Wizards, Higgins was an assistant coach from 1994-2000 with the Warriors.

In 13 seasons as an NBA player, Higgins averaged 9.0 points, 3.6 rebounds and 1.6 assists in 779 games spread between Golden State, Chicago, Seattle, San Antonio, New Jersey, Sacramento and Cleveland. Originally selected by the Bulls in the second round of the 1982 NBA Draft, Higgins appeared in 33 playoff games, averaging 7.9 points, 3.4 rebounds and 1.7 assists. He spent seven seasons with the Warriors, including playing the first five games of the 1994-95 campaign for the team before moving to the bench as an assistant coach on November 19, 1994. Higgins still ranks among the Warriors all-time leaders in free throw percentage (seventh), three-point field goals (eighth) and three-point field goal attempts (ninth), as well as among the franchise playoff leaders in three-point field goal attempts (fifth), three-point field goals (tied for sixth), free throw percentage (seventh), blocked shots (eighth) and steals (tenth).

Higgins played four years at Fresno State University (1978-82), where he led the Bulldogs in scoring in each of his last three seasons and guided the team to two PCAA Championships. A First Team All-Conference selection as both a junior and senior, he earned Honorable Mention All-America honors from both the Associated Press and The Sporting News as a senior.

Higgins and his wife, Concetta, have two sons, Rick and Cory. Cory is a senior guard at the University of Colorado who has been named All-Big 12 each of the last two seasons.





Chris Whitney

Director of Player Development

Chris Whitney joins the Bobcats for his first season as Director of Player Development. In this role, the 11-year NBA veteran provides guidance to Bobcats players to help them develop life skills, both professionally and socially, and assists them in planning for life after basketball.

Whitney, who was initially selected by San Antonio with the 47th overall pick in the 1993 NBA Draft, played in 579 career NBA games for San Antonio, Washington, Denver and Orlando, averaging 6.5 points, 2.8 assists and 1.4 rebounds. Eight of his 11 seasons came with the Bullets/Wizards, where he remains the team's all-time career leader in free-throw percentage (.885) and ranks third all-time in three-point field goals (481).

Whitney played collegiately at Clemson University from 1991-93, following two seasons at Lincoln Trail College in Robinson, Illinois, where he was named First Team NJCAA All-American in 1991. He is Clemson's career leader in three-point field goals per game (2.88), while ranking second in steals per game (1.97), second in assists per game (6.10) and fifth in three-point percentage (.413). Despite playing only two seasons, Whitney ranks seventh among the school's career leaders in three-point field goals (167) and ninth in career assists (354). He is one of just four players in school history with consecutive seasons of 80 or more three-point field goals.

While playing with the Wizards, Whitney created the C-WHIT (Children with Hope in Tomorrow) Foundation to assist programs dedicated to helping children in Washington, DC, and his hometown of Hopkinsville, Kentucky. He was the runner-up for the NBA's Sportsmanship Award in 2000-01.

Whitney and his wife, Charlotta, were married on January 1, 2009.



FRONT OFFICE

BASKETBALL OPS

PLAYERS

2009-10 REVIEW

RECORDS

PLAYOFFS

HISTORY

NBA

MISC.

B.J. Evans

Director of Basketball Communications

B.J. Evans begins his seventh season with the Charlotte Bobcats and his 17th year overall in professional and collegiate sports. Evans, who initially joined the Bobcats as Public Relations Manager in March 2004, oversees the organization's basketball publicity efforts and is the primary liaison between the team and the local, national and international media. He is also responsible for day-to-day media operations and coordinates press conferences and interviews for the team's players, coaches and front office staff.

Evans was named Director of Media Services in May of 2006 and took over the department, which was later changed to Basketball Communications, in December of that year.

Prior to joining the Bobcats, Evans spent two seasons as Assistant Director of Sports Media Relations with the Miami Heat and was the Media Relations Manager for the former NBA D-League affiliate Asheville Altitude during the league's inaugural season, managing all of the team's media relations functions.

Evans served as Assistant Commissioner for Media Relations at the Mid-Eastern Athletic Conference (MEAC) for three seasons and served as an NCAA Committee Representative for the NCAA Women's Basketball Tournament from 1999-2001. Additionally, his experience includes stints as Sports Information Director and Game Operations Manager at North Carolina A&T State University and at the University of Maryland-Eastern Shore. During the 1996 Centennial Olympic Games in Atlanta, he served as Tribune Manager at the inaugural beach volleyball venue.



Josh Rosen

Basketball Communications Manager

Josh Rosen is in his fourth season with the Bobcats as Basketball Communications Manager after joining the organization in August 2007. Rosen assists with the team's day-to-day media relations efforts, including overseeing game-night media operations and credentialing, writing press releases and game notes, and fulfilling interview and statistical requests. Rosen also serves as editor of the Bobcats media guide and compiled the team's first-ever playoff media guide last season.

Prior to joining the Bobcats, Rosen spent more than four years at Street & Smith's SportsBusiness Daily, including two and a half years as Assistant Managing Editor. His previous experience also includes one season as Media Relations Coordinator for the Carolina Cobras of the Arena Football League and two seasons as Public Relations Assistant for the Charlotte Sting of the WNBA.

A native of Charlotte, Rosen is a 2002 graduate of the University of South Carolina, where he majored in sport and entertainment management and spent three seasons as a student manager for Coach Eddie Fogler's men's basketball team.





FRONT OFFICE

BASKETBALL OPS

PLAYERS

2009-10 REVIEW

RECORDS

PLAYOFFS

HISTORY

NBA

MISC.



Larry Brown Head Coach

Larry Brown was named the third head coach in Charlotte Bobcats history on April 29, 2008. Brown, who was enshrined in the Naismith Memorial Basketball Hall of Fame in 2002, has 36 years of head coaching experience on his impressive resume, including 25 seasons in the NBA. In 29 seasons as a head coach in the NBA and ABA, Brown has a record of 1,318-992 (.571) as a professional coach, joining only Don Nelson (1,335) and Lenny Wilkens (1,332) in the 1,300-win club.

The NBA Coach of the Year in 2000-01 with the Philadelphia 76ers, Brown ranks sixth on the NBA's all-time wins list with a career record of 1,089-885 (.552). In 25 NBA seasons, he has led his teams to 18 playoff appearances, eight 50-win seasons, seven division titles, three conference championships and one NBA Championship with the Pistons in 2003-04. Brown's record in the NBA playoffs is 100-93 (.518), which ranks him fourth all-time in both wins and games coached. He has been a head coach in the NBA All-Star Game on two occasions (1977 and 2001) and has won eight NBA Coach of the Month awards.

In addition to his NBA experience, Brown spent four seasons as a head coach in the ABA, where he led his teams to three division titles and was named Coach of the Year three times. His record of 229-107 (.682) was the fifth-best win total in the nine-year history of the league. Brown also spent seven seasons on the college level, two at UCLA and five at the University of Kansas. Brown led Kansas to an NCAA title in 1987-88, making him the only head coach ever to win both NCAA and NBA championships.

Brown began his coaching career in 1972-73 in the ABA, where he coached the Carolina Cougars for two seasons before moving to the Denver Nuggets for two more seasons. He continued with the Nuggets following their move to the NBA for the 1976-77 season and has since served as head coach of the New Jersey Nets, San Antonio Spurs, Los Angeles Clippers, Indiana Pacers, Philadelphia 76ers, Detroit Pistons and New York Knicks.

In keeping with his reputation as a teacher, more than 35 of Brown's former players and assistant coaches have gone on to become head coaches at the NBA or NCAA levels. Brown's lineage includes seven current NBA head coaches – Alvin Gentry (Suns), Avery Johnson (Nets), John Kuester (Pistons), Gregg Popovich (Spurs), Doc Rivers (Celtics), Byron Scott (Cavaliers) and Monty Williams (Hornets) – as well as the current general managers or heads of basketball operations of five NBA teams – R.C. Buford and Popovich (Spurs), John Hammond (Bucks), Billy King (Nets), Kevin O'Connor (Jazz) and Donnie Walsh (Knicks).

Brown also served as head coach of the Bronze Medal-winning U.S. Olympic team in 2004 and was an assistant coach for the 1980 team that did not participate in the Moscow Olympics and for the 2000 team that won a Gold Medal in Sydney. Winning a Gold Medal as a player on the 1964 U.S. team, he is the only male basketball participant to both play and serve as head coach for the U.S. Olympic team.

Prior to coaching, Brown spent five seasons as a player in the ABA, averaging 11.2 points and 6.7 assists in 376 career games for five teams. A three-time ABA All-Star, Brown won the 1969 ABA Championship as a member of the Oakland Oaks and set the league's single-game record for assists with 23 on February 20, 1972 as a member of the Denver Nuggets.

Brown, who played collegiately at the University of North Carolina from 1959-63, was born September 14, 1940, in Brooklyn, New York. He and his wife, Shelly, have two children, L.J. and Madison. He also has two older daughters, Kristen and Alli, and five grandchildren.



NBA HEAD COACHING RECORD

Year	Team	Regular Season		Playoffs	
		Record	Pct.	Record	Pct.
76-77	Denver Nuggets	50-32	.610	2-4	.333
77-78	Denver Nuggets	48-34	.585	6-7	.462
78-79	Denver Nuggets	28-25	.528	----	----
81-82	New Jersey Nets	44-38	.537	0-2	.000
82-83	New Jersey Nets	47-29	.618	----	----
88-89	San Antonio Spurs	21-61	.256	----	----
89-90	San Antonio Spurs	56-26	.683	6-4	.600
90-91	San Antonio Spurs	55-27	.671	1-3	.250
91-92	San Antonio Spurs	21-17	.553	----	----
	L.A. Clippers	23-12	.657	2-3	.400
92-93	L.A. Clippers	41-41	.500	2-3	.400
93-94	Indiana Pacers	47-35	.573	10-6	.625
94-95	Indiana Pacers	52-30	.634	10-7	.588
95-96	Indiana Pacers	52-30	.634	2-3	.400
96-97	Indiana Pacers	39-43	.476	----	----
97-98	Philadelphia 76ers	31-51	.378	----	----
98-99	Philadelphia 76ers	28-22	.560	3-5	.375
99-00	Philadelphia 76ers	49-33	.598	5-5	.500
00-01	Philadelphia 76ers	56-26	.683	12-11	.522
01-02	Philadelphia 76ers	43-39	.524	2-3	.400
02-03	Philadelphia 76ers	48-34	.585	6-6	.500
03-04	Detroit Pistons*	54-28	.659	16-7	.696
04-05	Detroit Pistons	54-28	.659	15-10	.600
05-06	New York Knicks	23-59	.280	----	----
08-09	Charlotte Bobcats	35-47	.427	----	----
09-10	Charlotte Bobcats	44-38	.537	0-4	.000
Totals		1,089-885	.552	100-93	.518

*NBA Championship

ABA HEAD COACHING RECORD

Year	Team	Regular Season		Playoffs	
		Record	Pct.	Record	Pct.
72-73	Carolina Cougars	57-27	.679	7-5	.583
73-74	Carolina Cougars	47-37	.560	0-4	.000
74-75	Denver Nuggets	65-19	.774	7-6	.538
75-76	Denver Nuggets	60-24	.714	6-7	.462
Totals		229-107	.682	20-22	.476

COLLEGIATE HEAD COACHING RECORD

Year	Team	Record	Pct.
79-80	UCLA	22-10	.688
80-81	UCLA	20-7	.741
83-84	Kansas	22-10	.688
84-85	Kansas	26-8	.765
85-86	Kansas	35-4	.897
86-87	Kansas	25-11	.694
87-88	Kansas*	27-11	.711
Totals		177-61	.744

*NCAA Championship



FRONT OFFICE

BASKETBALL OPS

PLAYERS

2009-10 REVIEW

RECORDS

PLAYOFFS

HISTORY

NBA

MISC.



Herb Brown

Assistant Coach

In his third season with the Bobcats, Herb Brown brings 40-plus years of coaching experience to Charlotte, where he is reunited with his brother for a fourth time. Herb Brown was previously an assistant on Larry Brown's staffs in Indiana, Detroit and Philadelphia, having helped lead the Pistons to the 2004 NBA Championship and the 76ers to the 2001 Eastern Conference Championship.

Herb Brown, who spent the last four seasons with the Atlanta Hawks, was head coach of the Pistons from 1976-78, leading Detroit to back-to-back playoff appearances, and has served as an assistant with Houston, Phoenix, Chicago and Portland, in addition to the Pacers, Pistons, 76ers and Hawks. He also served as a scout for Milwaukee, Indiana, Philadelphia and Chicago, earning championship rings with the Bulls in 1992 and 1993.

Brown began his coaching career in 1960 with 14 seasons as an assistant and head coach on the collegiate level at C.W. Post College and Stony Brook University. He went on to win championships in the European Professional Basketball League (Israel Sabras, 1975-76) and Western Basketball Association (Tucson Gunners, 1979-80) before spending four seasons in the CBA, where he led his teams to the playoffs each year and earned Coach of the Year honors in 1984. He also spent 15 summers in the Puerto Rico Basketball League, where his teams went to the playoffs each year and won a championship in 1984

Internationally, Brown has coached Team USA three times at the Maccabiah Games in Israel, leading his teams to a Gold Medal in 2001 and Bronze Medals in 1997 and 2005. In addition, in 1972 he helped train the national team of Pakistan for the Asian Games on behalf of the U.S. State Department.

Brown, who has written three books about basketball, is an active participant in the NBA's Basketball Without Borders, Peace Players International and the Friendship Games. In 2007, he was inducted into the U.S. Jewish Sports Hall of Fame, joining Larry Brown, who was inducted in 1994, to become the only brothers to have been inducted. In June 2009, Brown received an Alumni Achievement Award from his alma mater, the University of Vermont.

Herb and his wife, Sherri, have four kids and seven grandchildren. They make their offseason home in Portland, Oregon.



Jeff Capel

Assistant Coach

After successful head coaching tenures at the college and minor league levels, Jeff Capel has served as an assistant coach for the Bobcats since the team's inaugural season.

He was the head coach of the Fayetteville Patriots in the NBA Development League for two-plus seasons, with a 69-61 (.531) record. He took over the head coaching job midway through the Patriots' inaugural season in 2001-02. In his first full season, he guided the team to the D-League Finals and a league-best 32-18 record. In 2003-04, Capel coached four players who earned call-ups to the NBA and still led the Patriots to the postseason.

Capel spent 12 years as a college head coach at Old Dominion, North Carolina A&T and Fayetteville State, with a combined record of 201-162 (.554). In a seven-year run at Old Dominion, Capel compiled a 122-98 (.555) record, a school-record 25-win season, two NCAA Tournament appearances and one postseason NIT berth. Capel spent the 1993-94 season at North Carolina A&T, where he led the Aggies to the MEAC Championship, an NCAA Tournament berth and a 15-13 record. His first head coaching job on the college level came at his alma mater, Fayetteville State, where he posted a 64-51 (.557) record from 1989-93.

Capel and his wife, Jerry, are the parents of a pair of former ACC collegiate basketball players-turned-Division I head coaches. Jeff Capel III played at Duke University from 1993-97 and Jason Capel attended the University of North Carolina from 1998-2002, before playing for his father for two seasons with the Fayetteville Patriots. Jeff Capel III is in his fifth season as head men's basketball coach at the University of Oklahoma, while Jason is in his first year as head men's basketball coach at Appalachian State University.



Phil Ford

Assistant Coach

Phil Ford enters his fourth season as a Bobcats assistant coach after having spent the previous two seasons as an assistant with the New York Knicks. Ford is reunited with Bobcats Head Coach Larry Brown, under whom he made his NBA coaching debut with the Detroit Pistons during the 2004-05 season. Ford previously served as an assistant coach at his alma mater, the University of North Carolina, for 12 seasons, including nine under Hall of Fame coach Dean Smith.

The 1979 NBA Rookie of the Year, Ford averaged 11.6 points in 482 games over his seven-year career with the Kansas City Kings, New Jersey Nets, Milwaukee Bucks and Houston Rockets. The second overall pick in the 1978 NBA Draft, he also earned All-Rookie and All-NBA Second Team honors that season. During his third year in the league, he led the Kings to the 1981 Western Conference Finals.

Prior to the NBA, Ford was a standout player at UNC, where he still ranks second on the school's career scoring list (2,290) and third in career assists (753). He earned First Team All-America and All-ACC honors in 1976, 1977 and 1978. Ford won the John Wooden Award and was named ACC Player of the Year in 1978, and was named ACC Athlete of the Year in both 1977 and 1978. Ford, who led the Tar Heels in scoring three times and led the ACC in assists three times, had his No. 12 jersey retired by the school. He was also a member of the Gold Medal-winning United States team at the 1976 Montreal Olympics, where he averaged 11.3 points during competition.

Ford was inducted into the North Carolina Sports Hall of Fame in 1991 and was voted one of the ACC's Top 10 all-time male athletes, as well as one of its Top 50 all-time male basketball players, during the conference's Golden Anniversary celebration in 2003.

Ford and his wife, Traci, have a daughter, Tyler, and a son, Mitchell.



Dave Hanners

Assistant Coach

Dave Hanners enters his third season as a Bobcats assistant coach, where he was reunited with Bobcats Head Coach Larry Brown, with whom he served as an assistant coach for six seasons with the Philadelphia 76ers (2000-03), Detroit Pistons (2003-05) and New York Knicks (2005-06). Hanners, who spent the last three seasons on the Knicks bench, was an assistant coach for Detroit's 2003-04 NBA Championship team, as well as the 2000-01 76ers and 2004-05 Pistons teams that won Eastern Conference titles. He also served as video coordinator and advance scout for the 2004 U.S. Olympic team that won a Bronze Medal in Athens.

Prior to his NBA career, Hanners spent 11 seasons alongside fellow Bobcats Assistant Coach Phil Ford as assistant coaches at their alma mater, the University of North Carolina. During Hanners' tenure under Hall of Fame Coach Dean Smith and Bill Guthridge from 1989-2000, the Tar Heels won the 1993 NCAA Championship and four ACC titles, while appearing in six Final Fours.

Hanners played guard at UNC under Smith from 1972-76, sharing a backcourt with Ford for his final two seasons. He began his coaching career as a graduate assistant for the Tar Heels from 1976-78, then spent three seasons as an assistant coach at UNC-Wilmington, two seasons at Furman and four seasons at East Tennessee State before returning to UNC in 1989 as an assistant coach. Hanners also served as head coach of UNC's junior varsity team three different times – 1976-68, 1994-96 and 1999-2000.



LaSalle Thompson

Assistant Coach

A 15-year NBA veteran in his third year as a Bobcats assistant coach, LaSalle Thompson played for Bobcats Head Coach Larry Brown in two separate stints with the Indiana Pacers from 1993-95 and again in 1997. Thompson, who was selected fifth overall in the 1982 NBA Draft by the Kansas City Kings, posted career averages of 7.9 points and 6.8 rebounds in 985 games for the Kings, Pacers, 76ers and Nuggets. He finished in the top 10 in the NBA in rebounding in both 1984-85 and 1985-86 and still ranks among the Kings' franchise leaders in rebounds (sixth – 4,214) and blocked shots (second – 697).

Thompson played three seasons at the University of Texas before leaving early for the NBA after leading NCAA Division I in rebounding as a junior and ranking fifth as a sophomore. A consensus all-Southwest Conference selection in both his sophomore and junior years, Thompson was inducted into the UT Athletics Hall of Honor in 1998.

Thompson spent the 2000-01 season as General Manager of the San Diego Wildfire in the ABA. Since then, he has operated his own businesses, TNT Motorsports, a car and truck customizing business, and a land development firm.



FRONT OFFICE

BASKETBALL OPS

PLAYERS

2009-10 REVIEW

RECORDS

PLAYOFFS

HISTORY

NBA

MISC.



FRONT OFFICE



Scott Howard

Director of Scouting

Scott Howard is in his fourth season with the Bobcats as Director of Scouting. He spent the previous season as a scout with the Milwaukee Bucks, and prior to that, he spent two years with the Toronto Raptors as Director of International Player Personnel, where he was responsible for all aspects of player personnel outside of North America and coordinated player workouts ahead of the NBA Draft. He also served as a scout for the Washington Wizards from 2000-04.

Howard also spent 17 years as a collegiate coach, including seven seasons at the University of Miami, three seasons at the University of Nebraska, and one season each at Southern Illinois, Drake and Southern California.

Howard received his bachelor's degree in physical education in 1983 from Iowa State University, where he was a two-year letterman for the basketball team. He earned his master's degree in educational administration from the University of Iowa in 1985 while serving as a volunteer assistant and graduate assistant coach.

BASKETBALL OPS

PLAYERS



Rich Sheubrooks

Director of Global Scouting

Rich Sheubrooks is in his fourth season with the Bobcats as the team's Director of Global Scouting. Sheubrooks, who spent the previous six seasons in the same role with the Memphis Grizzlies, also serves as a Global Basketball Consultant for Nike, where he directs and organizes camps across South America, Europe, Asia and Africa. He also served as Director of the Michael Jordan Euro Tour Clinics in 2007. His previous Nike positions have also included European Sports Marketing Manager for Basketball from 1997-99 and Nike Basketball Grassroots & Events Manager from 1990-94. In addition, Sheubrooks has served as an NBA color analyst for Sky TV in the United Kingdom since 2005.

Sheubrooks is no stranger to the Charlotte sports scene, having served as Executive Director of the Charlotte Sports Commission from 1994-97. While living in Europe for the past 11 years, he has also maintained a home on Lake Norman, and his wife, Muriel Helms, is a former president of the Charlotte Chamber of Commerce.

Sheubrooks received his bachelor's degree from Texas A&M Corpus Christi and his master's degree from Texas A&M Kingsville. He has also coached at the collegiate level, spending two seasons each as an assistant coach at Texas A&I University and Midwestern State, before returning to Texas A&M Kingsville as head coach from 1976-79.

2009-10 REVIEW

RECORDS



Jim Thrash

Scout

Jim Thrash is in his fourth season as a scout for the Bobcats, after having served in the same role for the Golden State Warriors for the previous three seasons.

Thrash spent 17 years as a coach at the high school and collegiate levels, culminating with two seasons as an assistant at Purdue University, where the Boilermakers went to the Sweet 16 in the 1999 NCAA Tournament and the Elite Eight in the 2000 tourney. Prior to his stint at Purdue, Thrash spent two seasons as the head coach at the College of Southern Idaho, where his 46-16 cumulative record included a 28-4 season and a Scenic West Conference Championship in 1997-98.

From 1977-83, Thrash was an assistant coach at Fresno State University, where he coached Bobcats General Manager Rod Higgins. During Thrash's time there, the Bulldogs were 133-42 and won three conference championships and the 1983 NIT title. The team recorded three straight seasons with at least 25 wins from 1980-83, including a 27-3 season in 1981-82 in which they went to the Sweet 16 of the NCAA Tournament. Thrash also spent three years as head coach at Manzano High School in Albuquerque, New Mexico, posting a record of 66-16.

A native of Farina, Illinois, Thrash played two seasons at Thornton Junior College in Harvey, Illinois. He went on to Eastern New Mexico University, where his teams posted a record of 49-8 over two seasons and played in the NAIA national championship game before he graduated with honors in 1969.

Thrash and his wife, Denise, have two sons, Jason and Mark.

PLAYOFFS

HISTORY

NBA

MISC.



Steve Stricker
Head Athletic Trainer

Steve Stricker is in his third season with the Bobcats as head athletic trainer, where he monitors the medical needs of the Bobcats players and also manages the team's travel needs. Stricker brings over 20 years of experience to the Bobcats in a career that includes stops with the Washington Wizards, University of Michigan, University of Texas-Arlington and Iowa State University.

Stricker began his career at his alma mater, Iowa State, where he served as both a student trainer and assistant athletic trainer while earning his Bachelor's and Master's degrees. He went on to serve as head athletic trainer at UT-Arlington from 1993-95 before moving on to Michigan, where he held the positions of assistant athletic trainer and associate supervisor of athletic medicine. In 2001, Stricker joined the Wizards, serving as the team's athletic trainer for three seasons.

Most recently he served as marketing manager for team sports at Gatorade, handling all contracted college and professional teams in the Central and Northeast regions of the United States.

Stricker is a Certified Athletic Trainer and is a member of the National Athletic Trainers Association. He and his wife, Pam, have two children, Jonathan and Samantha.



Michael Irr
Strength & Conditioning Coach

Michael Irr enters his third season with the Bobcats as strength and conditioning coach, after spending the previous two seasons as assistant strength and conditioning coach with the Chicago Bulls. Irr is responsible for the strength, speed, power, conditioning and nutrition of Bobcats players and assists with the rehabilitation of injuries.

Irr is a 2006 graduate of the University of Connecticut, where he majored in exercise science with a concentration in strength and conditioning. While at UConn, he served as a student assistant in the strength and conditioning department, assisting with teams including men's and women's basketball. He also spent the summer of 2005 working in the strength and conditioning department at Holy Cross, where he assisted both college and high school athletes. In addition, he was awarded a scholarship for being the top strength and conditioning student in his class upon his graduation from UConn.

Irr is a member of the National Strength and Conditioning Association and a Certified Strength and Conditioning Specialist.



Dennis Williams
Assistant Athletic Trainer

Dennis Williams is in his fifth season as the Bobcats' assistant athletic trainer, where he assists with the team's medical needs.

Prior to joining the Bobcats in July of 2006, Williams spent four years as athletic trainer for the men's basketball and cheerleading teams at the University of South Carolina. Before that, he served as head athletic trainer for the Greenville Groove during the inaugural 2001-02 season of the NBA Development League. He also spent time at the collegiate level as the head athletic trainer for North Greenville College in South Carolina and assistant athletic trainer at North Carolina A&T.

Williams is a Certified Athletic Trainer and Performance Enhancement Specialist and Corrective Exercise Specialist. He holds membership with the National Athletic Trainers Association, the National Basketball Athletic Trainers Association, the National Academy of Sports Medicine, and the National Strength and Conditioning Association.

Williams received a Bachelor's degree in science in physical education from the University of South Carolina in 1995 and a Masters from Furman University in 1999. He and his wife, Dana, have one son, Robert Floyd Williams.



FRONT OFFICE

BASKETBALL OPS

PLAYERS

2009-10 REVIEW

RECORDS

PLAYOFFS

HISTORY

NBA

MISC.



FRONT OFFICE



Drew Perry
Video Coordinator

Drew Perry begins his seventh season with the Bobcats as video coordinator, assisting the coaching and basketball operations staffs through use of video technology and statistical data. He has also assisted with advanced scouting for the past three seasons. Perry joined the Bobcats from XOS Technologies, a company that provides video software to numerous NBA and college basketball teams. In his two-year stint with the company, it achieved a 96 percent growth in basketball client base and he successfully sold the product to teams throughout the NBA. From 1996-2002, he was the video coordinator for the Charlotte Hornets and Sting, assisting the coaching and basketball operations staffs with preparation and evaluation of players. Perry also served as director of scouting for the Sting in 1999.

A 1992 graduate of Wake Forest, he earned a Master's degree from the University of Richmond. Perry and his wife, Susan, have three children, Jackson, Sallie and Andrew.

BASKETBALL OPS

PLAYERS



Fred Glover
Equipment Manager

Fred Glover is in his fourth season with the Bobcats as equipment manager, where he oversees the purchase and dispersal of equipment. In his role, Glover is responsible for setting up each player's locker with uniforms, warm-ups, shoes, towels and other items.

Previously, Glover spent five years as equipment manager for the D-League Fayetteville Patriots from the team's inception in 2001 to its relocation in 2006. He also spent one season as a D-League mentor.

Glover spent 23 years as assistant director of Achievements Unlimited Basketball School, a camp in Greensboro started in 1985 by Bobcats President & COO Fred Whitfield that combines teaching fundamental basketball skills, stressing the importance of academics and living a life free of substance abuse. In addition, Glover was academic athletic advisor for three years at South View High School in his hometown of Hope Mills, North Carolina.

Glover began his career as a student manager at Chowan College and Campbell University, where he earned his undergraduate degree in 1984.

Glover and his wife, Tracy, have one daughter, Kenita. He also has an older daughter, Torrie.

2009-10 REVIEW

RECORDS

SUPPORT STAFF

PLAYOFFS



Sam Alston
Team Security



Neika Colbourne
Sr. Manager,
Basketball Operations



Anthony Gacona
Assistant,
Basketball Operations



Dr. Joe Garcia
Team Physician



Mary Beth Koetters
Coordinator,
Basketball Operations

HISTORY

NBA



Joey Levin
Assistant,
Basketball Operations



James McCullough
Locker Room Attendant



Dr. Glenn Perry
Team Physician



Dr. Larry Seitlin
Team Dentist

MISC.



FRONT OFFICE

BASKETBALL OPS

PLAYERS

2009-10 REVIEW

RECORDS

PLAYOFFS

HISTORY

NBA

MISC.



Training Room



Hydrotherapy Room



Hot and Cold Tubs



FACILITIES

FRONT OFFICE

BASKETBALL OPS

PLAYERS

2009-10 REVIEW

RECORDS

PLAYOFFS

HISTORY

NBA

MISC.



Team Theatre



Weight Room



Practice Court

Talented Individuals Create Brilliant Teams.



"When it comes to our patients and their families, teamwork sets our practice apart. We work together collectively to ensure you are getting exceptional service and results from all of our board certified physicians. Call today to schedule a consultation at one of our offices in Charlotte, Gastonia and Hickory, or visit us on the web at www.ppsd.com.



Piedmont Plastic Surgery
& Dermatology



PROUD
PARTNER

GASTONIA	704-866-7576
CHARLOTTE	704-542-2220
HICKORY	828-325-9849
HICKORY	828-261-2060



© 2009 by Lowe's. All rights reserved. Lowe's, the public design, colors, and the K design are registered trademarks of L.L.L.P.

STANDS UP TO A LIFETIME OF TUNE-UPS.

When you reach into your toolbox, you want a tool you can rely on. That tool is Kobalt – the tool you can count on project after project. In fact, Kobalt hand and mechanic's tools are backed by a lifetime hassle-free guarantee. So stop by your nearest Lowe's to test drive one today, or visit Lowe's.com/Kobalt.

Available only at



PLAYERS





ROSTER



D.J. AUGUSTIN



DERRICK BROWN



KWAME BROWN



MATT CARROLL



BORIS DIAW



DESAGANA DIOP



GERALD HENDERSON



STEPHEN JACKSON



SHAUN LIVINGSTON



DOMINIC MCGUIRE



NAZR MOHAMMED



EDUARDO NAJERA



TYRUS THOMAS



GERALD WALLACE

2010-11 ROSTER

No.	Player	Pos.	Ht.	Wt.	Birthdate	College/Country	Yrs Pro
14	D.J. Augustin	G	6-0	180	11/10/87	Texas	2
4	Derrick Brown	F	6-8	233	9/8/87	Xavier	1
54	Kwame Brown	C	6-11	270	3/10/82	Glynn Academy HS (GA)	9
33	Matt Carroll	G	6-6	212	8/28/80	Notre Dame	7
32	Boris Diaw	F	6-8	245	4/16/82	Cormeille-en-Parisis, France	7
7	DeSagana Diop	C	7-0	280	1/30/82	Oak Hill Academy (VA)	8
15	Gerald Henderson	G	6-5	215	12/9/87	Duke	1
1	Stephen Jackson	G/F	6-8	230	4/5/78	Oak Hill Academy (VA)	10
2	Shaun Livingston	G	6-7	190	9/11/85	Peoria Central HS (IL)	5
5	Dominic McGuire	F	6-9	235	10/20/85	Fresno State	3
13	Nazr Mohammed	C	6-10	250	9/5/77	Kentucky	12
21	Eduardo Najera	F	6-8	235	7/11/76	Oklahoma	10
12	Tyrus Thomas	F	6-10	225	8/17/86	Louisiana State	4
3	Gerald Wallace	F	6-7	220	7/23/82	Alabama	9

COACHING STAFF

Head Coach: Larry Brown (North Carolina)
Assistant Coaches: Herb Brown (Vermont), Jeff Capel (Fayetteville State), Phil Ford (North Carolina), Dave Hanners (North Carolina), LaSalle Thompson (Texas)
Head Athletic Trainer: Steve Stricker (Iowa State)
Strength & Conditioning Coach: Michael Irr (Connecticut)
Assistant Athletic Trainer: Dennis Williams (South Carolina)
Equipment Manager: Fred Glover (Campbell)

NUMERICAL ROSTER

- | | |
|---------------------------|----------------------------|
| 1 Stephen Jackson | 13 Nazr Mohammed |
| 2 Shaun Livingston | 14 D.J. Augustin |
| 3 Gerald Wallace | 15 Gerald Henderson |
| 4 Derrick Brown | 21 Eduardo Najera |
| 5 Dominic McGuire | 32 Boris Diaw |
| 7 DeSagana Diop | 33 Matt Carroll |
| 12 Tyrus Thomas | 54 Kwame Brown |

FRONT OFFICE

BASKETBALL OPS

PLAYERS

2009-10 REVIEW

RECORDS

PLAYOFFS

HISTORY

NBA

MISC.



HOW THE BOBCATS WERE BUILT

D.J. Augustin	Selected with the ninth overall pick in the 2008 NBA Draft
Derrick Brown	Selected with the 40th overall pick in the 2009 NBA Draft
Kwame Brown	Signed as a free agent on August 24, 2010
Matt Carroll	Acquired from Dallas Mavericks with Erick Dampier and Eduardo Najera on July 13, 2010, for Alexis Ajinca and Tyson Chandler
Boris Diaw	Acquired from Phoenix Suns with Raja Bell and Sean Singletary on December 10, 2008, for Jared Dudley and Jason Richardson
DeSagana Diop	Acquired from Dallas Mavericks on January 16, 2009, for Matt Carroll and Ryan Hollins
Gerald Henderson	Selected with the 12th overall pick in the 2009 NBA Draft
Stephen Jackson	Acquired from Golden State Warriors with Acie Law on November 16, 2009, for Raja Bell and Vladimir Radmanovic
Shaun Livingston	Signed as a free agent on July 20, 2010
Dominic McGuire	Signed as a free agent on July 22, 2010
Nazr Mohammed	Acquired from Detroit Pistons on December 14, 2007, for Primož Brezec and Walter Herrmann
Eduardo Najera	Acquired from Dallas Mavericks with Matt Carroll and Erick Dampier on July 13, 2010, for Alexis Ajinca and Tyson Chandler
Tyrus Thomas	Acquired from Chicago Bulls on February 18, 2010, for Acie Law, Ronald "Flip" Murray and a future first-round draft pick
Gerald Wallace	Chosen in the Charlotte Expansion Selection on June 22, 2004



D.J. AUGUSTIN

GUARD



PLAYERS

HEIGHT

6'0"

WEIGHT

180

BORN

November 10, 1987
(New Orleans, LA)

FROM

Texas

YEARS PRO

2



PRO CAREER

Selected by the Bobcats with the ninth overall pick in the 2008 NBA Draft... Has career averages of 8.9 points, 2.9 assists and 1.5 rebounds in 22.2 minutes in 152 games played for the Bobcats... In two NBA seasons, is shooting .412 from the field (435-1056), .420 (178-424) from beyond the three-point line and .852 from the free-throw line (310-364)... Named to the 2008-09 All-Rookie Second Team after averaging 11.8 points, 3.5 assists and 1.8 rebounds in 26.5 minutes in 72 games played as a rookie... Ranked sixth in the NBA in free-throw percentage (.890) and tied for ninth in three-point percentage (.439) in his first season, while leading all NBA rookies in free-throw percentage and ranking second in three-point percentage, fourth in assists, eighth in scoring and ninth in minutes played.

2009-10

Appeared in 80 games, with two starts... Averaged 6.3 points, 2.4 assists, 1.2 rebounds, 0.6 steals and 0.1 blocks in 18.3 minutes... Shot .386 from the field (168-435), .393 from beyond the three-point line (70-178) and .779 from the free-throw line (102-131)... Scored in double figures on 20 occasions, including two games of 20 points or more... Led the team in scoring twice, assists eight times and steals eight times... Finished the season tied for 26th in the NBA in three-point percentage... Scored a season-high 22 points on Jan. 23 against Orlando... Handed out a season-high nine assists on April 10 against Detroit... In two starts, averaged 12.5 points, 8.0 assists and 3.0 rebounds... Made at least one three-point field goal in 10 straight games from March 29-April 14, going 19-30 from beyond the three-point line during the stretch, which included a 4-5 effort in the Bobcats playoff-clinching win at New Orleans on April 7... In four playoff games against Orlando, averaged 4.3 points and 1.8 assists in 18.3 minutes.

>>>

REGULAR SEASON STATISTICS

YR	TEAM	GP	MIN	FIELD GOALS			FREE THROWS		REBOUNDS			AVERAGES							
				FGM-FGA	PCT	3FGM-3FGA	PCT.	FTM-FTA	PCT.	OR-DR	TOT	AST	STL	BS	TO	PTS	RPG	APG	PPG
08-09	CHA	72	1908	267-621	.430	108-246	.439	208-233	.893	17-116	133	250	42	2	119	850	1.8	3.5	11.8
09-10	CHA	80	1472	168-435	.386	70-178	.393	102-131	.779	11-86	97	193	45	5	74	508	1.2	2.4	6.4
TOTALS		152	3380	435-1056	.412	178-424	.420	310-364	.852	28-202	239	443	87	7	193	1358	1.6	2.9	8.9

Personal Fouls-DQ: 2008-09, 140-1; 2009-10, 127-0. Totals: 167-1.



PLAYERS

FRONT OFFICE

BASKETBALL OPS

PLAYERS

2009-10 REVIEW

RECORDS

PLAYOFFS

HISTORY

NBA

MISC.

2008-09

Named to the All-Rookie Second Team... Played in 72 games, starting 12... Averaged 11.8 points, 3.5 assists and 1.8 rebounds in 26.5 minutes... Ranked sixth in the NBA in free-throw percentage (.890) and tied for ninth in three-point percentage (.439)... Led all NBA rookies in free-throw percentage and ranked second in three-point percentage, fourth in assists, eighth in scoring and ninth in minutes played... Scored in double figures 38 times, including 10 games with 20 points or more, and totaled three games with double-figure assists... Recorded his first NBA double-double with 25 points and a career-high 11 assists on Nov. 24 vs. Philadelphia... Led or tied for the team lead in scoring 11 times, assists 11 times and steals six times... Set a Bobcats franchise record with 42 consecutive free throws made from Dec. 6-23... Set a franchise record with 11 points in an overtime period on Jan. 6 vs. Boston.

COLLEGE

Played two seasons at the University of Texas, leaving for the NBA after his sophomore season... Earned Consensus First Team All-American honors and First Team All-Big 12 honors as a sophomore, after leading the Big 12 in assists (5.8 per game) and ranking second in scoring (19.2 points per game)... Received the Bob Cousy Award as the nation's top point guard and was a finalist for the Naismith and Wooden Awards... Also earned First Team Academic All-American honors, becoming the

15th player in NCAA history (since 1962-63) to earn both First Team All-American and Academic All-American honors in the same season... Scored 20 or more points 19 times and dished out 10 or more assists on four occasions, tallying three double-doubles... As a freshman, named Second Team All-Big 12 and a consensus Freshman All-American after leading the Big 12 and ranking fourth nationally in assists (6.7 per game)... His 233 assists marked the fourth-best single-season total in school history and the 10th-best in Big 12 history... Also led the team in three-point field goal percentage (.441) and ranked third on the team in scoring (14.4 points per game)... Scored 20 or more points seven times, including a career-high 31 points vs. Iowa State... Finished Texas career ranked fifth in school history in assists (452), fourth in three-point field goal percentage (.402), ninth in free throw percentage (.808) and 18th in scoring (1,234 points).

PERSONAL

Full name is Darryl Gerard Augustin Jr... Parents gave him the name "D.J." at birth (stands for Darryl Jr)... Son of Darryl and Vanessa Augustin... Has two older sisters, Mia and Greer... Spent first three years of high school at Brother Martin in New Orleans before being forced to relocate to the Houston area due to Hurricane Katrina... Played his senior season at Fort Bend Hightower before returning to New Orleans to receive his high school diploma from Brother Martin... Majored in education... Favorite food is salmon... Also plays the drums.


PLAYOFF STATISTICS

YR	TEAM	GP	MIN	FIELD GOALS			FREE THROWS		REBOUNDS			AVERAGES							
				FGM-FGAPCT	3FGM-3FGA	PCT.	FTM-FTA	PCT.	OR-DR	TOT	AST	STL	BS	TO	PTS	RPG	APG	PPG	
09-10	CHA	4	73	5-17	.294	2-6	.333	5-6	.833	1-3	4	7	1	1	4	17	1.0	1.8	4.3
TOTALS		4	73	5-17	.294	2-6	.333	5-6	.833	1-3	4	7	1	1	4	17	1.0	1.8	4.3

Personal Fouls-DQ: 2009-10, 4-0. Totals: 4-0

CAREER HIGHS

Minutes:	45	(12/16/2008, Charlotte vs. Chicago)
Field Goals:	10	(2/8/2009, Charlotte at Miami)
Field Goal Attempts:	20	(11/21/2008, Charlotte at Atlanta)
Three-Point Field Goals:	7	(11/21/2008, Charlotte at Atlanta)
Three-Point Attempts:	11	(Two Times, last: 2/8/2009, Charlotte at Miami)
Free Throws:	13	(12/16/2008, Charlotte vs. Chicago)
Free Throw Attempts:	13	(12/16/2008, Charlotte vs. Chicago)
Offensive Rebounds:	2	(Three Times, last: 3/31/2010, Charlotte vs. Philadelphia)
Defensive Rebounds:	6	(12/28/2008, Charlotte at Indiana)
Total Rebounds:	4	(12/28/2008, Charlotte at Indiana)
Assists:	11	(11/24/2008, Charlotte vs. Philadelphia)
Steals:	4	(12/10/2008, Charlotte at New Orleans)
Turnovers:	7	(11/26/2008, Charlotte at Toronto)
Blocked Shots:	1	(Seven Times, last: 4/7/2009, Charlotte vs. Detroit)
Points:	29	(12/16/2008, Charlotte vs. Chicago)



FRONT OFFICE

BASKETBALL OPS

PLAYERS

2009-10 REVIEW

RECORDS

PLAYOFFS

HISTORY

NBA

MISC.



DERRICK BROWN

FORWARD

PLAYERS

HEIGHT

6'8"

WEIGHT

233

BORN

September 8, 1987
(Oakland, CA)

FROM

Xavier

YEARS PRO

1





FRONT OFFICE

BASKETBALL OPS

PLAYERS

2009-10 REVIEW

RECORDS

PLAYOFFS

HISTORY

NBA

MISC.

PRO CAREER

Selected by the Bobcats with the 40th overall pick in the 2009 NBA Draft as an early-entry candidate from Xavier University... Appeared in 57 games as a rookie, averaging 3.3 points, 1.4 rebounds, 0.4 steals, 0.3 assists and 0.2 blocks in 9.4 minutes.

2009-10

Appeared in 57 games as a rookie, averaging 3.3 points, 1.4 rebounds, 0.4 steals, 0.3 assists and 0.2 blocks in 9.4 minutes... Shot .463 from the field (68-147), .286 from beyond the three-point line (2-7) and .667 from the free-throw line (48-72)... Scored in double figures on four occasions... Led the team in blocks four times and in steals three times... Recorded a career-high 18 points in 29 minutes on Jan. 16 vs. Phoenix... Saw action in two playoff games against Orlando, averaging 1.0 point.

>>>

REGULAR SEASON STATISTICS

YR	TEAM	GP	MIN	FIELD GOALS			FREE THROWS		REBOUNDS			AVERAGES							
				FGM-FGA	PCT	3FGM-3FGA	PCT.	FTM-FTA	PCT.	OR-DR	TOT	AST	STL	BS	TO	PTS	RPG	APG	PPG
09-10	CHA	57	535	68-147	.463	2-7	.286	48-72	.667	31-47	78	19	21	10	19	186	1.4	0.1	3.3
TOTALS		57	535	68-147	.463	2-7	.286	48-72	.667	31-47	78	19	21	10	19	186	1.4	0.1	3.3

Personal Fouls-DQ: 2009-10, 53-0. Totals: 53-0.



COLLEGE

Played three seasons at Xavier University... Earned Second Team All-Atlantic 10 honors and First Team NABC All-District honors as a junior... Ranks 36th on Xavier's all-time scoring list with 1,096 career points... As a junior in 2008-09, ranked second on team in scoring (13.7 ppg), first in rebounding (6.1 rpg), second in field-goal percentage (.504), and first in three-point percentage (.433)... Ranked 15th in the Atlantic 10 in scoring and tied for 10th in rebounding... Scored in double figures 27 times, including four double-doubles... Scored a career-high 23 points twice, against Miami of Ohio and Massachusetts... Grabbed a season-high 12 rebounds along with 11 points against Dayton... As a sophomore in 2007-08, ranked second on team in scoring (10.9 ppg), first in rebounding (6.5 rpg), first in field-goal percentage (.609), and third in assists (1.7 apg)... Scored in double figures 23 times, including five double-doubles... Scored a season-high 19 points on 7-9 shooting and grabbed 11 rebounds in

the NCAA Tournament against Georgia... Grabbed a season-high 12 rebounds while also adding 14 points against Kansas State... Earned Atlantic 10 All-Rookie Team honors as a redshirt freshman in 2006-07, after averaging 6.3 points and 4.1 rebounds while posting a team-high .706 field-goal percentage... Scored in double figures six times... Scored 11 points along with six rebounds in his collegiate debut against Coastal Carolina... Scored a season-high 13 points on 5-for-7 shooting against Bucknell... Grabbed a career-high 16 rebounds in just 16 minutes in an NCAA Tournament win over BYU.

PERSONAL

Full name is Derrick Paul Brown... The son of Hermita and Robert Brown... Graduated from Xavier with a bachelor's degree in entrepreneurial studies and marketing... Enjoys magic in his spare time.

PLAYOFF STATISTICS

YR	TEAM	GP	MIN	FIELD GOALS			PCT.	FREE THROWS		REBOUNDS				AVERAGES					
				FGM	FGAPCT	3FGM-3FGA		FIM	FTA	OR-DR	TOT	AST	STL	BS	TO	PTS	RPG	APG	PPG
09-10	CHA	2	1	1-1	1.000	0-0	---	0-0	---	0-0	0	0	0	0	0	2	0.0	0.0	1.0
TOTALS		2	1	1-1	1.000	0-0	---	0-0	---	0-0	0	0	0	0	0	2	0.0	0.0	1.0

Personal Fouls-DQ: 2009-10, 0-0. Totals: 0-0.

CAREER HIGHS

Minutes:	29	(1/16/2010, Charlotte vs. Phoenix)
Field Goals:	5	(Three times, last: 1/16/2010, Charlotte vs. Phoenix)
Field Goal Attempts:	11	(1/16/2010, Charlotte vs. Phoenix)
Three-Point Field Goals:	1	(Two times, last: 1/30/2010, Charlotte at Sacramento)
Three-Point Attempts:	1	(Seven Times, last: 2/24/2010, Charlotte at Utah)
Free Throws:	8	(1/16/2010, Charlotte vs. Phoenix)
Free Throw Attempts:	8	(1/16/2010, Charlotte vs. Phoenix)
Offensive Rebounds:	3	(Two Times, last: 1/26/2010, Charlotte at Phoenix)
Defensive Rebounds:	4	(12/20/2009, Charlotte at New York)
Total Rebounds:	6	(12/20/2009, Charlotte at New York)
Assists:	2	(Four Times, last: 4/10/2010, Charlotte vs. Detroit)
Steals:	2	(Five Times, last: 1/16/2010, Charlotte vs. Phoenix)
Turnovers:	2	(Four Times, last: 4/9/2010, Charlotte at Houston)
Blocked Shots:	1	(Six Times, last: 1/30/2010, Charlotte at Sacramento)
Points:	18	(1/16/2010, Charlotte vs. Phoenix)



FRONT OFFICE

BASKETBALL OPS

PLAYERS

2009-10 REVIEW

RECORDS

PLAYOFFS

HISTORY

NBA

MISC.



KWAME BROWN

CENTER

PLAYERS



HEIGHT

6'11"

WEIGHT

270

BORN

March 10, 1982
(Charleston, SC)

FROM

Glynn Academy (GA)

YEARS PRO

9



PRO CAREER

Signed with the Bobcats as a free agent on Aug. 24, 2010... Has career averages of 6.7 points, 5.4 rebounds and 1.0 assist in 462 games played for Washington, the Lakers, Memphis and Detroit... Has shot .500 or better from the field in each of the last five seasons... Initially selected by Washington with the first overall pick in the 2001 NBA Draft, becoming the first player ever to be selected No. 1 overall straight out of high school... Traded by Washington with Laron Profit to the Lakers on Aug. 2, 2005, in exchange for Caron Butler and Chucky Atkins... Traded by the Lakers to Memphis along with Javaris Crittenton, Aaron McKie, the rights to Marc Gasol, two future first round picks (2008, 2010) and cash considerations on Feb. 1, 2008, for Pau Gasol and a 2010 second round pick... Signed as a free agent with Detroit on April 3, 2008.

2009-10

Appeared in 48 games for the Pistons, averaging 3.3 points and 3.7 rebounds in 13.8 minutes... Scored in double figures twice and grabbed 10 rebounds or more once... Scored a season-high 11 points on Dec. 9 at Philadelphia... Grabbed a season-high 15 rebounds March 23 vs. Indiana... Tallied eight points and eight rebounds in 29 minutes in his lone start of the season on April 3 at Atlanta.

>>>

REGULAR SEASON STATISTICS

YR	TEAM	GP	MIN	FIELD GOALS			FREE THROWS		REBOUNDS				AVERAGES						
				FGM-FGA	PCT	3FGM-3FGA	PCT.	FTM-FTA	PCT.	OR-DR	TOT	AST	STL	BS	TO	PTS	RPG	APG	PPG
01-02	WAS	57	817	94-243	.387	0-1	.000	70-99	.707	63-135	198	43	16	26	43	258	3.5	0.8	4.5
02-03	WAS	80	1773	224-502	.446	0-3	.000	145-217	.668	128-298	426	58	50	80	110	593	5.3	0.7	7.4
03-04	WAS	74	2239	288-589	.489	1-2	.500	228-334	.683	178-372	550	112	66	52	140	805	7.4	1.5	10.9
04-05	WAS	42	908	109-237	.460	0-0	.000	74-126	.574	72-134	206	39	25	15	140	292	4.9	0.9	7.0
05-06	LAL	72	1978	204-388	.526	0-0	---	128-235	.545	182-291	473	72	27	46	100	536	6.6	1.0	7.4
06-07	LAL	41	1132	143-242	.591	0-1	.000	59-134	.440	81-163	244	75	39	49	76	345	6.0	1.8	8.4
07-08	LAL/MEM	38	713	72-142	.507	0-0	---	40-98	.408	51-137	188	45	22	23	51	184	4.9	1.2	4.8
08-09	DET	58	999	90-169	.533	0-0	---	63-122	.516	91-199	290	32	24	24	50	243	5.0	0.6	4.2
09-10	DET	48	660	62-124	.500	0-1	.000	33-98	.337	53-124	177	22	15	12	43	157	3.7	0.5	3.3
TOTALS		510	11221	1286-2636	.488	1-9	.111	840-1466	.573	899-1853	2752	498	284	327	680	3413	5.4	1.0	6.7

Personal Fouls-DQ: 2001-02, 105-2; 2002-03, 159-1; 2003-04, 144-0; 2004-05, 112-0; 2005-06, 196-3; 2006-07, 124-0; 2007-08, 82-0; 2008-09, 138-0; 2009-10, 93-1 Totals: 1153-7



PLAYERS

FRONT OFFICE

BASKETBALL OPS

PLAYERS

2009-10 REVIEW

RECORDS

PLAYOFFS

HISTORY

NBA

MISC.

2008-09

Appeared in 58 games for the Pistons (30 starts), averaging 4.2 points and 5.0 rebounds in 17.2 minutes, while shooting .533 from the field... In 30 games as starter, averaged 5.4 points on .541 FG and 6.3 rebounds in 21.7 minutes per game... Scored in double figures seven times and grabbed 10 or more rebounds seven times, tallying two double-doubles... Led the team in rebounds 10 times... Scored a season-high 17 points and grabbed a season-high-tying 13 rebounds on April 15 at Miami... Recorded a career-high five steals and grabbed a season-high-tying 13 rebounds on March 15 vs. Memphis... Tallied 10 points and 10 rebounds in 28 minutes on Nov. 14 at the Lakers... Averaged 3.0 points and 5.0 rebounds in 16.0 minutes per game in three playoff games vs. Cleveland.

2007-08

Appeared in 38 games (15 starts) with the Lakers and Grizzlies, averaging 4.8 points, 4.9 rebounds and 1.2 assists in 18.8 minutes per game... Was traded by Los Angeles to Memphis on Feb. 1 along with Javaris Crittenton, Aaron McKie, the rights to Marc Gasol, two future first round picks (2008, 2010) and cash considerations in exchange for Pau Gasol and a 2010 second round pick... Averaged 5.7 points, 5.7 rebounds and 1.2 assists in 23 games (14 starts) for the Lakers prior to the trade... Averaged 3.5 points, 3.8 rebounds and 1.1 assists in 15 games for Memphis after the trade.

2006-07

Appeared in 41 games (28 starts) for the Lakers, averaging 8.4 points, 5.6 rebounds, 1.8 assists and 1.2 blocks in 27.6 minutes per game... Scored in double figures 18 times and had five games with 10 or more rebounds, tallying four double-doubles... Led the team in rebounds 12 times... Handed out a career-high seven assists on Dec. 8 vs. Atlanta... Averaged 8.6 points and 5.6 rebounds in five playoff games... Scored a playoff-career-high 19 points vs. Phoenix in the first round of the NBA Playoffs on April 26.

2005-06

Appeared in 72 games (49 starts) for the Lakers, averaging 7.4 points and 6.6 rebounds in 27.5 minutes per game... Ranked 37th in the league in rebounding... Scored in double figures 22 times and had 11 games with 10 or more rebounds, recording seven double-doubles... Scored a season-high 21 points and grabbed 12 rebounds on March 22 vs. Sacramento... Grabbed a season-high 15 rebounds vs. Golden State on April 11... Averaged 12.9 points on .523 shooting and 6.6 rebounds in seven playoff games... Recorded playoff career highs of 11 rebounds, five assists and three blocks on April 28 vs. Phoenix.

2004-05

Appeared in 42 games (14 starts) for the Wizards, averaging 7.0 points and 4.9 rebounds per game... Scored in double figures 12 times and had four games with double-figure rebounds, tallying two double-doubles... Scored a season-high 19 points on April 20 at New York... Missed 40 games and had two stints on the injured list with a broken bone in his right foot and a strained right ankle tendon... Averaged 5.0 points and 5.0 rebounds in three playoff games.

2003-04

Appeared in 74 games (54 starts) for the Wizards, averaging career highs in points (10.9) and rebounds (7.4)... Led the Wizards in rebounding... Scored a career-high 30 points and grabbed a career-high 19 rebounds on March 17 vs. Sacramento... Scored in double figures 37 times, including seven games with 20 points or more... Had 19 games of 10 or more rebounds, recording 18 double-doubles... Tallied 27 points and 11 rebounds on March 19 vs. Atlanta... Posted four games of at least 20 points and at least 10 rebounds.

2002-03

Played in a career-high 80 games (20 starts) for the Wizards, averaging 7.4 points and 5.3 rebounds in 22.2 minutes per game... Scored in double-figures 26 times, including three games with 20 points or more, and had seven games with 10 or more rebounds, recording five double-doubles... Led the team in rebounding 11 times... Tallied a career-high six blocks on Oct. 31 vs. Boston... Grabbed a season-high 18 rebounds on Oct. 30 at Toronto.

2001-02

Saw action in 57 games as a rookie for the Wizards, including three starts... Averaged 4.5 points and 3.5 rebounds... Scored in double-figures nine times and had three games with 10 or more rebounds, posting two double-doubles.

HIGH SCHOOL

Signed a letter of intent to play at the University of Florida before declaring for the 2001 NBA Draft... Named to the McDonald's All-America Team, and selected First Team All-USA by USA Today and First Team All-America by Parade Magazine as a senior... High School Player of the Year in the state of Georgia as a senior... Scored 1,539 career points... Averaged 20.1 points, 13.3 rebounds, 5.8 blocks, 3.0 assists and 2.0 steals in senior season... Tallied 17 points, seven rebounds and a game-high five blocks in the 2001 McDonald's All-America Game.

PERSONAL

Is the seventh of eight children... Has been affiliated with the National Kidney Foundation since 2001, working to help raise awareness for kidney disease, the need for a cure, the importance of early detection and the need for organ donation... Is actively involved in his home state of Georgia by donating sneakers to various charities, supplying t-shirts and basketballs to Georgia high schools and financing several schoolmates through college and providing them with laptops and cash for books... Met fans and helped with the NBA Skills Challenge competition while participating in the NBA Nation Tour (a mobile playground traveling the country coast-to-coast) during its stop in Los Angeles in the summer of 2007.



PLAYOFF STATISTICS

YR	TEAM	GP	MIN	FIELD GOALS			PCT.	FREE THROWS		REBOUNDS				AVERAGES					
				FGM-FGAP	PCT	3FGM-3FGA		FTM-FTA	PCT.	OR-DR	TOT	AST	STL	BS	TO	PTS	RPG	APG	PPG
04-05	WAS	3	60	5-13	.385	0-0	---	5-9	.556	4-11	15	3	0	2	2	15	5.0	1.0	5.0
05-06	LAL	7	225	34-65	.523	0-0	---	22-31	.710	17-29	46	7	2	6	12	90	6.6	1.0	12.9
06-07	LAL	5	133	19-36	.528	0-0	---	5-9	.556	13-15	28	1	1	4	9	43	5.6	0.2	8.6
08-09	DET	3	48	3-8	.375	0-0	---	3-4	.750	6-9	15	0	0	3	3	9	5.0	0.0	3.0
TOTALS		18	466	61-122	.5000	0-0	---	35-53	.660	40-64	104	11	3	15	26	157	5.8	0.6	8.7

Personal Fouls-DQ: 2009-10, 0-0. Totals: 0-0.

CAREER HIGHS

Minutes:	48	(3/17/2004, Washington vs. Sacramento)
Field Goals:	12	(3/17/2004, Washington at Sacramento)
Field Goal Attempts:	16	(Three times, last: 3/5/2005, Washington at Charlotte)
Three-Point Field Goals:	1	(11/4/2003, Washington vs. Dallas)
Three-Point Attempts:	1	(Nine times, last: 4/3/2010, Detroit at Atlanta)
Free Throws:	9	(Two times, last: 1/24/2004, Washington vs. Indiana)
Free Throw Attempts:	12	(Two Times, last: 1/9/2004, Washington vs. Sacramento)
Offensive Rebounds:	8	(Two times, last: 3/9/2004, Washington vs. Denver)
Defensive Rebounds:	15	(10/30/2002, Washington at Toronto)
Total Rebounds:	19	(3/17/2004, Washington vs. Sacramento)
Assists:	7	(12/8/2006, L.A. Lakers vs. Atlanta)
Steals:	5	(3/15/2009, Detroit vs. Memphis)
Turnovers:	7	(1/17/2008, L.A. Lakers vs. Phoenix)
Blocked Shots:	6	(10/31/2002, Washington vs. Boston)
Points:	30	(3/17/2004, Washington vs. Sacramento)



MATT CARROLL

GUARD

PLAYERS

HEIGHT

6'6"

WEIGHT

212

BORN

August 28, 1980
(Pittsburgh, PA)

FROM

Notre Dame

YEARS PRO

7





PRO CAREER

Acquired by the Bobcats from Dallas with Erick Dampier and Eduardo Najera on July 13, 2010, in exchange for Tyson Chandler and Alexis Ajinca... Initially signed with the Bobcats as a free agent on Feb. 23, 2005, averaging 8.8 points and 2.4 rebounds in 289 games for the Bobcats before being traded to Dallas with Ryan Hollins on Jan. 16, 2009, in exchange for DeSagana Diop... Remains first on the Bobcats all-time free-throw percentage list (.849), while ranking second in three-point field goals (313) and third in three-point percentage (.403)... Has played in 351 career NBA games with Portland, San Antonio, Charlotte and Dallas, averaging 7.5 points and 2.1 rebounds in 18.2 minutes while shooting .415 from the field, .395 from beyond the three-point line and .850 from the free-throw line... Named 2004-05 NBA Development League MVP after averaging a league-best 20.1 points per game, along with 2.8 rebounds, 1.6 assists and 1.1 steals, for the Roanoke Dazzle... Entered the NBA with Portland, signing as a free agent on Nov. 7, 2003... Played in 13 games for Portland before being released on Jan. 7, 2004... Also played three games for San Antonio after being signed on March 8, 2004.

2009-10

Played in 25 games for Dallas, averaging 1.8 points in 4.9 minutes... Scored a season-high seven points in eight minutes on Jan. 24 at New York... Scored six points in nine minutes on April 12 at the Clippers... Tallied 36 DNP-CDs and spent 20 games on the inactive list... Saw action on one playoff game, scoring two points in five minutes in Game 5 of the Western Conference First Round series against San Antonio.

>>>

REGULAR SEASON STATISTICS

YR	TEAM	GP	MIN	FIELD GOALS			FREE THROWS		REBOUNDS			AST	STL	BS	TO	PTS	AVERAGES		
				FGM-FGA	PCT	3FGM-3FGA	PCT.	FTM-FTA	PCT.	OR-DR	TOT						RPG	APG	PPG
03-04	POR/SA	16	70	7-16	.438	1-3	.333	4-6	.667	1-5	6	2	1	0	6	19	0.4	0.1	1.2
04-05	CHA	25	430	70-180	.389	13-39	.333	71-83	.855	13-47	60	17	17	2	224	0.4	0.7	9.0	
05-06	CHA	78	1275	192-476	.403	72-185	.389	138-168	.821	34-123	157	35	47	11	48	594	2.0	0.5	7.6
06-07	CHA	72	1878	285-658	.433	111-267	.416	188-208	.904	35-172	207	91	53	9	73	869	2.9	1.3	12.1
07-08	CHA	80	2016	252-589	.428	105-241	.436	111-138	.804	33-193	226	73	46	19	58	720	2.8	0.9	9.0
08-09	CHA/DAL	55	616	65-171	.380	13-53	.245	21-25	.840	7-62	69	27	21	6	33	164	1.3	0.5	3.0
09-10	DAL	25	121	18-50	.360	4-19	.211	6-6	1.000	4-8	12	6	5	0	7	46	0.5	0.2	1.8
TOTALS		351	6406	88-2140	.415	319-807	.395	539-634	.850	127-610	737	251	190	47	250	2636	2.1	0.6	7.5

Personal Fouls-DQ: 2003-04, 8-0; 2004-05, 37-0; 2005-06, 120-0; 2006-07, 176-1; 2007-08, 187-0; 2008-09, 67-0; 2009-10, 13-0. Totals: 608-1



PLAYERS

FRONT OFFICE

2008-09

Appeared in 55 games for Charlotte and Dallas, averaging 3.0 points and 1.3 rebounds in 11.2 minutes... In 34 games for Charlotte, averaged 4.1 points and 1.6 rebounds in 14.0 minutes... Traded from Charlotte to Dallas with Ryan Hollins on Jan. 16, in exchange for DeSagana Diop... Appeared in 21 games for Dallas following the trade, averaging 1.2 points in 6.7 minutes... Scored a season-high 10 points on 5-6 shooting in 17 minutes for Charlotte on Dec. 19 at Memphis... Saw action in four playoff games for Dallas, averaging 0.5 points and 0.5 rebounds in 3.8 minutes.

2007-08

Appeared in 80 games, starting 18... Averaged 9.0 points, 2.8 rebounds and 0.9 assists in 25.2 minutes... Set a franchise record for three-point field goal percentage in a season (.436) and ranked ninth in the NBA... Scored in double figures 35 times, including three games with 20 points or more... Grabbed a career-high 11 rebounds and tied a career high with four steals on March 5 vs. Golden State... Tallied a career-high two blocked shots on two occasions, Jan. 16 vs. Orlando and Feb. 2 at Denver... Scored a season-high 23 points on March 8 at Washington... Led the Bobcats in scoring four times... Averaged 12.1 points, 4.1 rebounds and 1.3 assists in 18 games started... Converted two four-point plays over the season, bringing his career total to seven... Shot .500 from beyond the three-point line over the season's final 26 games.

2006-07

Appeared in 72 games, starting 47... Averaged 12.1 points, 2.9 rebounds and 1.3 assists in 25.6 minutes... Converted five four-point plays, the second-best single-season number in NBA history behind Mitch Richmond's 1996-97 season with the Sacramento Kings... Finished the season tied for second in the NBA in free-throw percentage (.904) and tied for 13th in three-point field goal percentage (.416)... Led the team in scoring eight times... Scored in double figures 45 times, including 11 games scoring 20 or more... Twice scored a career-high 27 points, against New Jersey on March 24 and against the L.A. Lakers on Dec. 29... His 27 points on Dec. 29 began a string of 12 straight double-figure scoring games through Jan. 22, in which he averaged 18.1 points per game... His 27 points on March 24 included a career-high 11 field goals in an overtime game in which he played a career-high 48 minutes... Dished out a career-high five assists on March 14 against Sacramento... Averaged 13.3 points, 3.6 rebounds and 1.4 assists in 47 starts.

2005-06

Appeared in 78 games, starting six times... Averaged 7.6 points, 2.0 rebounds and 0.4 assists... Shot a team-high .821 (138-168) from the free-throw line (min. 50 attempts)... Ranked 37th in NBA with .389 shooting from three-point range... Averaged 14.1 points in 22 games when he played 20-plus minutes, compared to 5.1 points when playing less than 20 minutes... Scored 10-plus points 25 times and had three games with 20-plus points... Scored a season-high 26 points against Toronto on Feb. 10, shooting 5-7 from beyond the arc.

BASKETBALL OPS

PLAYERS

2009-10 REVIEW

RECORDS

PLAYOFFS

HISTORY

NBA

MISC.

2004-05

Signed with Charlotte on Feb. 23... Appeared in 25 games and averaged 9.0 points and 2.4 rebounds in 17.2 minutes... Reached double-figure scoring 12 times... Scored a season-high 22 points at Washington on April 17... Played a season-high 27 minutes at Chicago on April 2 and scored 20 points... Posted six consecutive games with 10-plus points from April 5-16... Made at least one three-pointer in 11 of the 25 games he appeared... Signed with the Roanoke Dazzle of the NBA Development League (D-League) on Dec. 11... Named 2004-05 D-League Most Valuable Player, leading all scorers with 20.1 points in 24 games... Also averaged 2.8 rebounds, 1.6 assists and 1.1 steals in 31.7 minutes... Connected on .503 from the field and .605 from the three-point line... Scored a D-League season-high 43 points against the Florida Flame on Feb. 9... Was named D-League Player of the Month in January after averaging 22.3 points.

2003-04

Signed by Portland as a free agent on Nov. 7... Appeared in 13 games for Portland and averaged 1.0 point... Released by Portland on Jan. 7... Signed by San Antonio as a free agent on March 8 for the remainder of the season... Appeared in three games for San Antonio and averaged 2.0 points... Appeared in 11 games with the Roanoke Dazzle of the D-League prior to being acquired by San Antonio... Scored 15.5 points and registered 2.8 rebounds as a member of the Dazzle.

COLLEGE

Played in 133 games over his four-year career at the University of Notre Dame and averaged 13.9 points, 4.3 rebounds, 2.4 assists and 0.9 steals... Ranks among Notre Dame's all-time leaders in games played (first, 133), game started (second, 125), scoring (sixth, 1,850 points), three-point field goals (third, 301), three-point field goal attempts (third, 762) and free-throw percentage (fourth, .825)... Scored in double figures in 96 of 133 career games... Named First Team All-Big East and Honorable Mention All-America by the Associated Press as a senior.

PERSONAL

Full name is Matthew John Carroll... He and his wife, Melanie, have two children, Matthew John Carroll Jr. and Charlotte Grace Carroll... Brother Pat was Atlantic 10 Co-Player of the Year in 2004-05 at St. Joseph's University... Father John played football at Penn State University... Grandfather coached basketball at Pittsburgh's North Catholic High School and is the winningest coach in Pennsylvania history... Was a member of the United States Junior National Team during the summers of 1998 and 1999... Helped that team to the Silver Medal at the FIBA World Championship in the summer of 1999... Played high school basketball at Harboro-Horsham High School in Pennsylvania... The only player in the history of Pennsylvania high school basketball to win Associated Press Player of the Year honors twice... Scored 2,667 career points in high school, trailing only Kobe Bryant on the career scoring list in southeastern Pennsylvania... Participated in the 2007 Basketball Without Borders Asia in Shanghai, China.



PLAYOFF STATISTICS

YR	TEAM	GP	MIN	FIELD GOALS			FREE THROWS			REBOUNDS			AVERAGES						
				FGM-FGAPCT	3FGM-3FGA	PCT.	FTM-FTA	PCT.	OR-DR	TOT	AST	STL	BS	TO	PTS	RPG	APG	PPG	
08-09	DAL	4	14	1-2	.500	0-0	---	0-0	---	0-2	2	0	0	0	1	2	0.5	0.0	0.5
09-10	DAL	1	5	1-1	1.000	0-0	---	0-0	---	0-1	1	0	0	0	0	2	1.0	0.0	1.0
TOTALS		5	19	2-3	1.500	0-0	---	0-0	---	0-3	3	0	0	0	1	4	0.8	0.0	0.8

CAREER HIGHS

Minutes:	48	(3/24/2007, Charlotte vs. New Jersey)
Field Goals:	11	(3/24/2007, Charlotte vs. New Jersey)
Field Goal Attempts:	19	(3/24/2007, Charlotte vs. New Jersey)
Three-Point Field Goals:	6	(03/08/2008, Charlotte at Washington)
Three-Point Attempts:	13	(03/08/2008, Charlotte at Washington)
Free Throws:	11	(1/25/2006, Charlotte at Houston)
Free Throw Attempts:	12	(1/25/2006, Charlotte at Houston)
Offensive Rebounds:	3	(Five times, last: 4/16/2008, Charlotte at Philadelphia)
Defensive Rebounds:	8	(03/05/2008, Charlotte vs. Golden State)
Total Rebounds:	11	(03/05/2008, Charlotte vs. Golden State)
Assists:	5	(03/14/2007, Charlotte vs. Sacramento)
Steals:	4	(Two times, last: 03/05/2008, Charlotte vs. Golden State)
Turnovers:	5	(01/30/2005, Charlotte vs. Cleveland)
Blocked Shots:	2	(Two times, last: 02/02/2008, Charlotte at Denver)
Points:	27	(3/24/2007, Charlotte vs. New Jersey)



BORIS DIAW

FORWARD

PLAYERS

HEIGHT

6'8"

WEIGHT

245

BORN

April 16, 1982
(Cormeille-en-Parisis,
France)

FROM

France

YEARS PRO

7





FRONT OFFICE

BASKETBALL OPS

PLAYERS

2009-10 REVIEW

RECORDS

PLAYOFFS

HISTORY

NBA

MISC.

PRO CAREER

Acquired by the Bobcats along with Raja Bell and Sean Singletary from the Phoenix Suns on Dec. 10, 2008, in exchange for Jason Richardson and Jared Dudley... In seven NBA seasons, has played in 541 games for Atlanta, Phoenix and Charlotte, with career averages of 9.6 points, 4.8 rebounds and 4.0 assists... Won the 2005-06 NBA Most Improved Player Award after averaging 13.3 points, 6.9 rebounds and 6.2 assists in his first season with Phoenix... Initially selected by the Atlanta Hawks with the 21st overall pick in the 2003 NBA Draft... Traded to Phoenix along with two lottery-protected first-round draft picks for Joe Johnson on Aug. 19, 2005... Prior to coming to the NBA, played three seasons with Pau Orthez in France from 2000-03.

2009-10

The only Bobcats player to appear in all 82 games, starting each game... Averaged 11.3 points, 5.2 rebounds, 4.0 assists, 0.7 steals and 0.7 blocks in 35.4 minutes... Shot .483 from the field (373-773), .320 from beyond the three-point line (66-206) and .769 from the free-throw line (113-147)... Scored in double figures on 48 occasions, including eight games of 20 points or more... Recorded seven games with double-figure rebounds, tallying five double-doubles... Led the team in scoring eight times, rebounding nine times, assists 25 times, steals 13 times and blocks 18 times... Finished the season tied for 35th in the NBA in assists, tied for 38th in minutes played and ranked 40th in field goal percentage... Scored in double figures in 29 of the season's final 34 games, averaging 12.7 points, 5.9 rebounds and 4.4 assists during the stretch... Came within one rebound and one assist of the franchise's first triple-double with 17 points, nine rebounds and nine assists against Atlanta in April 6... In four playoff games against Orlando, averaged 7.5 points, 5.0 rebounds and 4.0 assists in 38.0 minutes.

>>>

REGULAR SEASON STATISTICS

YR	TEAM	GP	MIN	FIELD GOALS			FREE THROWS		REBOUNDS			AVERAGES							
				FGM-FGA	PCT	3FGM-3FGA	PCT.	FTM-FTA	PCT.	OR-DR	TOT	AST	STL	BS	TO	PTS	RPG	APG	PPG
03-04	ATL	76	1919	140-313	.447	6-26	.231	56-93	.602	111-231	342	182	59	37	126	342	4.5	2.4	4.5
04-05	ATL	66	1201	124-294	.422	9-50	.180	57-77	.740	54-116	170	149	37	18	87	314	2.6	2.3	4.8
05-06	PHX	81	2874	449-853	.526	8-30	.267	174-238	.731	159-399	558	503	58	85	189	1080	6.9	6.2	13.3
06-07	PHX	73	2268	306-569	.538	15-45	.333	82-120	.683	91-226	317	352	28	38	154	709	4.3	4.8	9.7
07-08	PHX	82	2308	308-646	.477	13-41	.317	96-129	.744	97-281	378	317	61	39	155	725	4.6	3.9	8.8
08-09	PHX/CHA	81	2754	448-884	.507	75-181	.414	101-147	.687	118-314	432	333	61	53	215	1072	5.3	4.1	13.2
09-10	CHA	82	2906	373-773	.483	66-206	.320	113-147	.769	131-293	424	325	60	57	178	925	5.2	4.0	11.3
TOTALS		541	16229	2148-4332	.496	192-579	.332	679-969	.701	761-1860	2621	2161	364	327	1104	5167	4.8	4.0	9.6

Personal Fouls-DQ: 2003-04, 191-2; 2004-05, 123-0; 2005-06, 260-5; 2006-07, 177-6; 2007-08, 166-3; 2008-09, 202-1; 2009-10, 219-3. Totals: 1338-20.



PLAYERS

FRONT OFFICE

BASKETBALL OPS

PLAYERS

2009-10 REVIEW

RECORDS

PLAYOFFS

HISTORY

NBA

MISC.

2008-09

Acquired by the Bobcats along with Raja Bell and Sean Singletary from the Phoenix Suns on Dec. 10, 2008, in exchange for Jason Richardson and Jared Dudley... Averaged 13.2 points, 5.3 rebounds, 4.1 assists, 0.8 steals and 0.7 blocks in 34.0 minutes in 81 total games... In 59 games in Charlotte, averaged 15.1 points, 5.9 rebounds, 4.9 assists, 0.9 steals and 0.8 blocks in 37.6 minutes... Ranked 19th in the NBA in field goal percentage (.507), 21st in three-point percentage (.414) and tied for 37th in assists... One of only two players among qualifiers for league leaders to shoot at least .500 from the field and at least .400 from beyond the three-point line (Phoenix's Steve Nash was the other)... Scored in double figures in 21 straight games from Jan. 23-March 7, the longest streak of his career and the longest by a Bobcats player on the season... Scored in double figures 48 times with the Bobcats, including 13 games with 20 points or more and a season-high 30 points on March 20 at Toronto... Recorded double-figure rebounds on seven occasions and double-figure assists twice, tallying eight double-doubles... Led or tied for the Bobcats team lead in scoring 10 times, in assists 15 times, in rebounds seven times, in steals 10 times and in blocked shots eight times... Made 75 three-point field goals on the season, besting his career total of 51 through his first five NBA seasons... Made a career-high 15 field goals on March 20 at Toronto... Recorded a career-high seven blocked shots on Feb. 11 vs. Washington, besting his previous high of four... Tied a career high with four steals on Feb. 27 at Golden State.

2007-08

Averaged 8.8 points, 4.6 rebounds and 3.9 assists in 28.1 minutes for Phoenix... Was one of only two Suns to play in every game in 2007-08, along with Leandro Barbosa... Scored in double figures 31 times (11 as a starter, 20 as a reserve), including two 20-point efforts... Posted four double-doubles (three pts/rebs, one pts/asts) and had seven double-digit rebounding efforts... Led all NBA centers and power forwards in assists, ranking second on the team behind only Steve Nash... As a reserve averaged 7.9 points, 4.3 rebounds and 3.5 assists in 62 appearances compared to 11.9 points, 5.7 rebounds and 5.0 assists as a starter... Averaged 14.6 points, 5.6 rebounds and 4.6 assists in 35.6 minutes in five playoff games.

2006-07

Played in 73 games for the Suns, averaging 9.7 points, 4.8 assists and 4.3 rebounds in 31.1 minutes... Shot a career-high .538 from the field (305-569) and .333 from beyond the three-point line (15-45)... Recorded a triple-double with 21 points, 14 rebounds and 10 assists on Dec. 15 vs. Golden State... The 14 rebounds set a career high, which he tied on March 22 vs. Sacramento... Scored in double figures 36 times, including two 20-point efforts... Had five double-figure assists games and three double-figure rebound games... Averaged 6.6 points, 3.2 rebounds and 3.0 assists in 23.5 minutes in 10 playoff games

2005-06

Named NBA Most Improved Player in his first season with Phoenix... Averaged 13.3 points, 6.9 rebounds and 6.2 assists in 35.5 minutes over 81 games, all career highs... Ranked 17th in the NBA in assists and tied for 31st in rebounds... Was one of only three NBA players (LeBron James, Jason Kidd) to average at least six rebounds and six assists... Tallied four triple-doubles – April 16, 2006 (11 points, 10 rebounds, 10 assists vs. L.A. Lakers), April 14, 2006 (11 points, 11 rebounds, 16 assists at Golden State), March 5, 2006 (24 points, 10 rebounds, 10 assists), Jan. 31, 2006 (14 points, 11 rebounds, 13 assists at Philadelphia) – trailing only Kidd (8) and James (6)... His 16 assists at Golden State marked a career

high... Scored in double figures 61 times and reached 20 points 11 times, including a career-high 31 points on Dec. 26 at Minnesota... Recorded 18 double-figure rebound games and nine double-figure assist games... Averaged 18.7 points, 6.7 rebounds and 5.2 assists in 39.8 minutes in 20 playoff games.

2004-05

Played in 66 games for Atlanta, averaging 4.8 points, 2.6 rebounds and 2.3 assists in 18.2 minutes... Scored in double figures nine times, including a season-high 20-point outing on April 17 at New York.

2003-04

Appeared in 76 games for the Hawks as a rookie, averaging 4.5 points, 4.5 rebounds and 2.4 assists in 25.3 minutes... Scored in double figures six times and recorded double-figure rebounds on four occasions, posting one double-double – a 13-point, 12-rebound effort on April 14 at Boston.

INTERNATIONAL CAREER

Member of the France Senior National Team since 2003... Averaged 9.3 points, 5.8 rebounds and 1.2 assists for the French National Team at the 2007 European Championships in Madrid, Spain, as France finished in eighth place... Named captain of the French National Team and led his club to a fifth-place finish at the 2006 FIBA World Championships in Japan... Averaged 11.9 points, 6.0 rebounds and 2.4 assists in nine games (5-4 record)... Also competed in the European Championships in 2003 and 2005... Played for Pau Orthez in France from 2000-03, averaging 6.3 points, 4.2 rebounds and 2.3 assists in 93 games... In 2002-03, averaged 7.3 points, 5.3 rebounds and 3.8 assists in 23 contests and connected on 59.6 percent of his shots... Two days after being drafted by the Hawks, helped his team to their second French League championship, along with teammate Mickael Pietrus, who was selected by the Warriors with the 11th overall pick in the 2003 draft... Named 2001 Pro A Newcomer of the Year for Pau Orthez as they took home the league championship... Played in the league's All-Star Game and won the slam dunk contest in 2001-02.

PERSONAL

Full name is Boris Babacar Diaw-Riffiod... The son of Issa Diaw, a lawyer in Dakar, Senegal, and Elisabeth Riffiod, who played 13 years and 247 international matches for the French National Team... According to the Suproleague Yearbook, a basketball publication in France, his mother is considered to be the best center in French women's basketball history, while his father is a former Senegalese high jump champion... He has two brothers, Martin, who played in the French B (second league) at Golbey-Epinal, and younger half-brother Papa "Paco" who previously played guard at Georgia Tech... Created a not-for-profit organization in 2005 (Babac'Ards) to help young Senegalese children become productive citizens with a focus on education and basketball... Babac'Ards is named after his Senegalese middle name, Babacar, and a few letters standing for: Association to Realize Development based on international Solidarity... Annually holds a basketball camp in Dakar, Senegal... Joined fellow French NBA players, including Orlando's Mickael Pietrus, Golden State's Ronny Turiaf and Miami's Yakouba Diawara, at Basketball Without Borders Europe in Paris, France... Participated in the 2006 Basketball Without Borders Africa in Johannesburg, South Africa at the America International School of Johannesburg, where he helped teach awareness of AIDS and the importance of education.



PLAYOFF STATISTICS

YR	TEAM	GP	MIN	FIELD GOALS			FREE THROWS			REBOUNDS				AVERAGES					
				FGM-FGAPCT	3FGM-3FGA	PCT.	FTM-FTA	PCT.	OR-DR	TOT	AST	STL	BS	TO	PTS	RPG	APG	PPG	
05-06	PHX	20	796	152-289	.526	3-7	.429	67-88	.761	39-94	133	104	18	22	55	374	6.7	5.2	18.7
06-07	PHX	10	235	28-59	.475	0-6	.000	10-15	.667	13-19	32	30	7	2	17	66	3.2	3.0	6.6
07-08	PHX	5	178	35-64	.547	0-2	.000	3-6	.500	7-21	28	23	3	4	11	73	5.6	4.6	14.6
09-10	CHA	4	152	14-28	.500	1-9	.111	1-2	.500	7-13	20	16	1	3	12	30	5.0	4.0	7.5
TOTALS		39	1361	229-440	.520	4-29	.138	81-111	.730	66-147	213	173	29	31	95	543	5.5	4.4	13.9

CAREER HIGHS

Minutes:	52	(10/30/2009, Charlotte vs. New York)
Field Goals:	15	(3/20/2009, Charlotte at Toronto)
Field Goal Attempts:	24	(1/27/2009, Charlotte at L.A. Lakers)
Three-Point Field Goals:	5	(12/05/2009, Charlotte vs. Philadelphia)
Three-Point Attempts:	8	(2/16/2010, Charlotte vs. New Jersey)
Free Throws:	10	(2/25/2006, Phoenix vs. Charlotte)
Free Throw Attempts:	10	(Five Times, last: 3/31/2006, Phoenix at Toronto)
Offensive Rebounds:	8	(Two Times, last: 2/25/2006, Phoenix vs. Charlotte)
Defensive Rebounds:	11	(12/15/2006, Phoenix vs. Golden State)
Total Rebounds:	14	(Two Times, last: 3/22/2007, Phoenix vs. Sacramento)
Assists:	16	(4/14/2006, Phoenix at Golden State)
Steals:	4	(Four Times, last: 2/27/2009, Charlotte at Golden State)
Turnovers:	8	(Three Times, last: 2/2/2009, Charlotte at Utah)
Blocked Shots:	7	(2/11/09, Charlotte vs. Washington)
Points:	31	(12/26/2005, Phoenix at Minnesota)



DESAGANA DIOP

CENTER



PLAYERS

HEIGHT

7'0"

WEIGHT

280

BORN

January 30, 1982
(Dakar, Senegal)

FROM

Oak Hill Academy (VA)

YEARS PRO

9



FRONT OFFICE

BASKETBALL OPS

PLAYERS

2009-10 REVIEW

RECORDS

PLAYOFFS

HISTORY

NBA

MISC.



PRO CAREER

Acquired by the Bobcats on Jan. 16, 2009, in exchange for Matt Carroll and Ryan Hollins... Has played in 536 career games for Cleveland, Dallas, New Jersey and Charlotte, with career averages of 2.2 points, 3.8 rebounds and 1.1 blocks... In 28 playoff games, has averaged 2.9 points, 5.4 rebounds and 1.4 blocks in 19.5 minutes per game... Initially selected by Cleveland with the eighth overall pick in the 2001 NBA Draft... Signed by Dallas as a free agent in August 2005... Traded by Dallas to New Jersey on Feb. 19, 2008, with Devin Harris, Trenton Hassell, Keith Van Horn, Maurice Ager and two first-round draft picks in exchange for Jason Kidd, Malik Allen and Antoine Wright... Re-signed with the Mavericks as a free agent in July 2008.

2009-10

Appeared in 27 games, averaging 1.2 points, 2.4 rebounds, 0.5 blocks, 0.2 assists and 0.2 steals in 9.7 minutes... Shot .517 from the field (15-29)... Led the team in blocks five times... Scored a season-high eight points in a season-high 27 minutes on Jan. 3 at Cleveland... Recorded a season-high three blocked shots against Phoenix on Jan. 16.

>>>

REGULAR SEASON STATISTICS

YR	TEAM	GP	MIN	FIELD GOALS			FREE THROWS		REBOUNDS			AVERAGES							
				FGM-FGA	PCT	3FGM-3FGA	PCT.	FTM-FTA	PCT.	OR-DR	TOT	AST	STL	BS	TO	PTS	RPG	APG	PPG
01-02	CLE	18	109	12-29	.414	0-0	----	1-5	.200	5-12	17	5	1	10	12	25	0.9	0.3	1.4
02-03	CLE	80	943	54-154	.351	0-0	----	11-30	.367	63-152	215	43	33	81	56	119	2.7	0.5	1.5
03-04	CLE	56	730	57-147	.388	0-0	----	12-20	.600	72-127	199	34	26	51	29	126	3.6	0.6	2.3
04-05	CLE	39	306	20-69	.290	0-2	.000	0-5	.000	30-40	70	15	8	27	12	40	1.8	0.4	1.0
05-06	DAL	81	1510	75-154	.487	1-2	.500	39-72	.542	145-229	374	23	44	146	36	190	4.6	0.3	2.3
06-07	DAL	81	1480	71-151	.470	0-1	.000	48-86	.558	166-272	438	30	40	113	63	190	5.4	0.4	2.3
07-08	DAL/NU	79	1300	94-180	.522	0-0	----	38-70	.543	160-232	392	40	26	88	58	226	5.0	0.5	2.9
08-09	DAL/CHA	75	1036	74-171	.433	0-0	----	22-66	.333	114-159	273	32	29	56	39	170	3.6	0.4	2.3
09-10	CHA	27	262	15-29	.517	0-0	----	2-9	.222	24-41	65	5	5	14	12	32	2.4	0.2	1.2
TOTALS		536	7676	472-1084	.435	1-5	.200	173-363	.477	779-1264	2043	227	212	586	317	1162	3.8	0.4	2.2

Personal Fouls-DQ: 2001-02, 19-0; 2002-03, 148-4; 2003-04, 116-1; 2004-05, 53-1; 2005-06, 253-3; 2006-07, 244-2; 2007-08, 146-1; 2008-09, 128-1; 2009-10, 31-1. Totals: 1138-14.



PLAYERS

FRONT OFFICE

BASKETBALL OPS

PLAYERS

2009-10 REVIEW

RECORDS

PLAYOFFS

HISTORY

NBA

MISC.

2008-09

Acquired by the Bobcats on Jan. 16, 2009, in exchange for Matt Carroll and Ryan Hollins... Averaged 2.3 points, 3.6 rebounds, 0.8 blocks, 0.4 assists and 0.4 steals in 13.8 minutes played in 75 total games... In 41 games with the Bobcats, averaged 2.8 points, 3.8 rebounds, 0.8 blocks, 0.5 assists and 0.4 steals in 13.8 minutes... Led or tied for the team lead in blocks nine times, in rebounds three times and in steals three times... Tallied season highs of eight points on four occasions and nine rebounds twice.

2007-08

Averaged 2.9 points, 5.0 rebounds and 1.1 blocks in 16.5 minutes in 79 games (23 starts) with Dallas and New Jersey... Averaged 3.1 points, 5.2 rebounds and 1.2 blocks in 17.4 minutes, while shooting .580 from the field (67-115) in 50 games with 18 starts for Dallas before being traded to New Jersey on Feb. 19... Averaged 2.5 points, 4.5 rebounds and 0.9 blocks in 14.9 minutes in 27 games with five starts for New Jersey... Recorded his second career double-double with 10 points and 13 rebounds in a career-high 40 minutes played on Nov. 5 vs. Houston... Scored in double figures twice and grabbed double-figure rebounds eight times.

2006-07

Averaged 2.3 points, 5.4 rebounds and a team-high 1.4 blocks in 18.3 minutes per game in 81 games (9 starts) for Dallas... Shot .470 from the field (71-151) and .558 from the line (48-86)... Recorded his first career double-double with a career-high-tying 10 points and 15 rebounds in 34 minutes on April 11 at Minnesota... Grabbed double-figure rebounds 10 times... Tallied 3+ blocks 17 times, including a season-high five blocks on Nov. 15 vs. Chicago and on March 23 at Boston... In six first-round playoff games vs. Golden State, averaged 3.5 points, 6.8 rebounds and 1.7 blocks in 23.3 minutes... Shot .600 from the field (9-15)... Set playoff career highs of 11 points in Game 5 on May 1 and 13 rebounds in Game 4 on April 29.

2005-06

Averaged 2.3 points, 4.6 rebounds and 1.8 blocks in 18.6 minutes in 81 games (45 starts) for Dallas... Shot .487 from the field (75-154) and .542 from the free-throw line (39-72)... Ranked 14th in the NBA in blocks per game... Blocked 3+ shots 24 times, including a career-high tying six blocks on Nov. 15 vs. Denver and on Dec. 9 at Memphis... Also tallied a career-high 16 rebounds on Nov. 15 vs. Denver... Scored seven points, grabbed nine rebounds, had a career-high five steals and blocked three shots, while making the lone three-point field goal of his NBA career, on April 18 vs. the Clippers... Appeared in 22 playoff games with 18 starts during the Mavericks run to the NBA Finals, averaging 2.7 points, 5.0 rebounds and 1.3 blocks in 18.5 minutes... Shot .615 from the field (24-39) and .611 from the free-throw line (11-18).

2004-05

Averaged 1.0 point, 1.8 rebounds and 0.7 blocks in 7.8 minutes in 39 games for Cleveland... Recorded 2+ blocks 7 times... Led or tied team-high in blocks on 10 occasions... Recorded season highs of eight rebounds and four blocks on Feb. 16 vs. Atlanta... Was on the injured list with a sprained right long finger from Nov. 3-10 and a left elbow contusion from Jan. 8-18, missing a total of 10 games... Recorded 33 DNP-CDS.

2003-04

Averaged 2.3 points and 3.6 rebounds in 13.0 minutes per game in 56 games (3 starts) with Cleveland... Led or tied team-high in blocks 12 times and in steals on 7 occasions... Recorded a season-high eight points with five blocks on Nov. 7 at Indiana... Grabbed a season-high 10 rebounds on Feb. 3 at Detroit... Missed 16 games (Dec. 8-Jan. 6) after having surgery to repair a torn right meniscus... Missed two games (Feb. 18-20) with a right ankle sprain... Recorded eight DNP-CDS.

2002-03

Averaged 1.5 points, 2.7 rebounds and 1.0 block in 11.8 minutes in 80 games (1 start) for Cleveland... Finished third on the team in blocks... Led the team in blocks 23 times... Scored a career-high 10 points in 21 minutes on Nov. 23 vs. New Orleans... Handed out a career-high four assists on March 2 vs. Orlando... Had four blocks in 9 minutes on Nov. 8 at Philadelphia... Recorded eight rebounds and four blocks in 17 minutes on March 16 vs. Utah.

2001-02

Averaged 1.4 points, 0.9 rebounds and 0.6 blocks in 6.1 minutes in 18 games (1 start) as a rookie with Cleveland per game... Became the youngest player in team history to appear in a game on Oct. 30 vs. Boston and the youngest player in team history to start a game on Feb. 28 vs. Seattle... Missed 15 games (Oct. 31-Nov. 29) due to a mild sprain of the posterior cruciate ligament of his left knee, which was injured on opening night... Was placed on the injured list on Feb. 28 with a right plantar fascia strain and missed the last 26 games of the season.

PERSONAL

Full name is DeSagana N'gagne Diop... Name is pronounced sa-GAH-na JOP... Goes by "Gana"... The son of Rama N'diaye and Souleymane Diop... Has three siblings, Code', Mamadou and N'Doumbe'... Played for the Senegalese national team during the 2009 FIBA Africa Championship... Has participated in the NBA's "Basketball Without Borders" Program in Africa... Didn't start playing basketball until he was 15... Can speak English, Wolof, French, Arabic and some Spanish... Lists his mother as the person he admires most and his father as his greatest influence.



PLAYOFF STATISTICS

YR	TEAM	GP	MIN	FIELD GOALS			PCT.	FREE THROWS		PCT.	REBOUNDS				AVERAGES				
				FGM-FGAPCT	3FGM-3FGA	PCT.		FTM-FTA	PCT.		OR-DR	TOT	AST	STL	BS	TO	PTS	RPG	APG
05-06	DAL	22	407	24-39	.615	0-0	----	11-18	.611	40-69	109	2	14	28	11	59	5.0	0.1	2.7
06-07	DAL	6	140	9-15	.600	0-0	----	3-7	.429	16-25	41	2	3	10	4	21	6.8	0.3	3.5
TOTALS		28	547	33-54	.611	0-0	----	14-25	.560	56-94	150	4	17	38	15	80	5.4	0.1	2.9

Personal Fouls-DQ: 2005-06, 81-2; 2006-07, 21-0. Totals: 102-2.

CAREER HIGHS

Minutes:	40	(11/5/2007, Dallas vs. Houston)
Field Goals:	5	(4/11/2007, Dallas at Minnesota)
Field Goal Attempts:	9	(Two Times, last: 3/3/2006, Dallas vs. Charlotte)
Three-Point Field Goals:	1	(4/19/2006, Dallas vs. L.A. Clippers)
Three-Point Attempts:	1	(Five Times, last: 12/18/06, Dallas at Sacramento)
Free Throws:	6	(11/22/2005, Dallas vs. Houston)
Free Throw Attempts:	8	(11/22/2005, Dallas vs. Houston)
Offensive Rebounds:	9	(Two Times, last: 11/10/07, Dallas at Portland)
Defensive Rebounds:	10	(Three Times, last: 3/23/07, Dallas at Boston)
Total Rebounds:	16	(11/15/2005, Dallas vs. Denver)
Assists:	4	(Two Times, last: 11/1/2008, Dallas at Minnesota)
Steals:	5	(4/9/2006, Dallas vs. L.A. Clippers)
Turnovers:	5	(Two Times, last: 11/5/2007, Dallas vs. Houston)
Blocked Shots:	6	(Three Times, last: 11/2/07, Dallas at Atlanta)
Points:	10	(Four Times, last: 1/11/08, Dallas at Seattle)



GERALD HENDERSON

GUARD

PLAYERS



HEIGHT

6'5"

WEIGHT

215

BORN

December 9, 1987
(Caldwell, NJ)

FROM

Duke

YEARS PRO

1



PRO CAREER

Selected by the Bobcats with the 12th overall pick in the 2009 NBA Draft as an early-entry candidate from Duke University... Appeared in 43 games as a rookie, averaging 2.6 points, 1.3 rebounds, 0.3 assists, 0.2 steals and 0.2 blocks in 8.3 minutes.

2009-10

Appeared in 43 games as a rookie, averaging 2.6 points, 1.3 rebounds, 0.3 assists, 0.2 steals and 0.2 blocks in 8.3 minutes... Shot .356 from the field (37-104) and .745 from the free-throw line (35-47)... Scored in double figures three times... Scored a season-high 15 points on Nov. 25 vs. Toronto... Scored 14 points and grabbed a season-high seven rebounds on April 12 at New Jersey.

>>>

REGULAR SEASON STATISTICS

YR	TEAM	GP	MIN	FIELD GOALS			FREE THROWS		REBOUNDS				AVERAGES						
				FGM-FGA	PCT	3FGM-3FGA	PCT.	FTM-FTA	PCT.	OR-DR	TOT	AST	STL	BS	TO	PTS	RPG	APG	PPG
09-10	CHA	43	355	37-104	.356	4-19	.211	35-47	.745	15-40	55	13	10	9	14	113	1.3	0.3	2.6
TOTALS		43	355	37-104	.356	4-19	.211	35-47	.745	15-40	55	13	10	9	14	113	1.3	0.3	2.6

Personal Fouls-DQ: 2009-10, 25-0. Totals: 25-0.

FRONT OFFICE

BASKETBALL OPS

PLAYERS

2009-10 REVIEW

RECORDS

PLAYOFFS

HISTORY

NBA

MISC.



FRONT OFFICE

BASKETBALL OPS

PLAYERS

2009-10 REVIEW

RECORDS

PLAYOFFS

HISTORY

NBA

MISC.

COLLEGE

Played three seasons at Duke University... Named Wooden Award All-America and Third Team AP All-America, as well as First Team All-ACC as a junior... Ranks 39th in Duke history with 1,262 career points and 20th with 69 blocks... As a junior in 2008-09, led team in scoring (16.5 ppg), while ranking second in rebounding (4.9 rpg), second in assists (2.5 apg), second in field-goal percentage (.450), and third in steals (1.2 spg)... Ranked 11th in the ACC in scoring and ninth in field goal percentage... Scored in double figures 31 times including 10 games with 20 or more points... Scored a career-high 35 points on 11-15 shooting from the field and 12-14 from the free throw line against Wake Forest... Grabbed a career-high 10 rebounds while also adding 21 points against Florida State... Dished out a career-high six assists while adding 21 points against Virginia Tech... As a sophomore in 2007-08, ranked third on team in scoring (12.7 ppg), third in rebounding (4.7 rpg), and second in field-goal percentage (.474)... Scored in double figures 25 times,

including four games with 20 or more points... Scored a season-high 23 points twice, against Illinois and Maryland... Grabbed a season-high nine rebounds against North Carolina... Scored 21 points against Belmont in the NCAA Tournament, followed by 18 points against West Virginia... As a freshman in 2006-07, averaged 6.8 points and 2.9 rebounds while shooting .451 from the field... Started 10 of 32 games... Scored in double figures seven times including a season-high 16 points against North Carolina.

PERSONAL

Full name is Jerome McKinley Henderson Jr., but, like his father, goes by Gerald... The son of Marie and Gerald Henderson... Father Gerald played 13 seasons in the NBA for Boston, Seattle, New York, Philadelphia, Milwaukee, Detroit and Houston and won three NBA championships with the Celtics (1980-81, 1983-84) and Pistons (1989-90)... Majored in psychology at Duke

CAREER HIGHS

Minutes:	25	(10/28/09, Charlotte at Boston)
Field Goals:	6	(4/12/2010, Charlotte at New Jersey)
Field Goal Attempts:	9	(Two Times, last: 4/12/2010, Charlotte at New Jersey)
Three-Point Field Goals:	2	(10/31/2009, Charlotte at Cleveland)
Three-Point Attempts:	4	(10/31/2009, Charlotte at Cleveland)
Free Throws:	4	(11/25/2009, Charlotte vs. Toronto)
Free Throw Attempts:	4	(Two Times, last: 3/16/2010, Charlotte at Indiana)
Offensive Rebounds:	4	(4/12/2010, Charlotte at New Jersey)
Defensive Rebounds:	4	(Two Times, last: 4/12/2010, Charlotte at New Jersey)
Total Rebounds:	7	(4/12/2010, Charlotte at New Jersey)
Assists:	2	(Three Times, last: 4/14/2010, Charlotte vs. Chicago)
Steals:	2	(Three Times, last: 4/14/2010, Charlotte vs. Chicago)
Turnovers:	2	(Two times, last: 3/16/2010, Charlotte at Indiana)
Blocked Shots:	2	(12/5/2009, Charlotte vs. Philadelphia)
Points:	15	(11/25/2009, Charlotte vs. Toronto)



FRONT OFFICE

BASKETBALL OPS

PLAYERS

2009-10 REVIEW

RECORDS

PLAYOFFS

HISTORY

NBA

MISC.



STEPHEN JACKSON

GUARD/FORWARD

PLAYERS



HEIGHT

6'8"

WEIGHT

230

BORN

April 5, 1978
(Houston, TX)

FROM

Oak Hill Academy (VA)

YEARS PRO

10



FRONT OFFICE

BASKETBALL OPS

PLAYERS

2009-10 REVIEW

RECORDS

PLAYOFFS

HISTORY

NBA

MISC.

PRO CAREER

Acquired by the Bobcats along with Acie Law from the Golden State Warriors on Nov. 16, 2009, in exchange for Raja Bell and Vladimir Radmanovic... Has career averages of 16.1 points, 4.0 rebounds, 3.2 assists and 1.4 steals in 33.2 minutes in 680 career regular-season games with New Jersey, San Antonio, Atlanta, Indiana, Golden State and Charlotte... Named Western Conference Player of the Week once (week ending 12/2/07) and Eastern Conference Player of the Week once (week ending 1/17/10)... Originally drafted by the Phoenix Suns with the 43rd overall pick in the second round of the 1997 NBA Draft... Played for the LaCrosse Bobcats of the CBA in 1997-98 and in Venezuela in 1998-99, then split 1999-2000 between the Dominican Republic and the Fort Wayne Fury of the CBA... Signed as a free agent with New Jersey on Oct. 10, 2000... Signed as a free agent with San Antonio on Aug. 2, 2001... Signed as a free agent with Atlanta on Oct. 3, 2003... Traded by Atlanta to Indiana on July 15, 2004, for Al Harrington... Traded from Indiana to Golden State, along with Al Harrington, Sarunas Jasikevicius and Josh Powell, in exchange for Ike Diogu, Mike Dunleavy, Keith McLeod and Troy Murphy on Jan. 17, 2007.

2009-10

Acquired by the Bobcats along with Acie Law from the Golden State Warriors on Nov. 16, 2009, in exchange for Raja Bell and Vladimir Radmanovic... Appeared in 72 games for the Bobcats, starting all 72... Averaged 21.1 points, 5.1 rebounds, 3.6 assists, 1.6 steals and 0.5 blocks in 39.3 minutes... Shot .423 from the field (544-1285), .334 from beyond the three-point line (118-353) and .786 from the free-throw line (312-397)... Scored in double figures on 69 occasions, including 21 games of 20 points or more and 11 games of at least 30 points... Recorded two games with double-figure rebounds, tallying two double-doubles... Led the team in scoring 39 times, rebounding 10 times, assists 12 times, steals 29 times and blocks nine times... Ranked eighth in the NBA in minutes played, 10th in steals and 14th in scoring... Scored a career-high and franchise-record 43 points on Jan. 12 vs. Houston... Scored the 10,000th point of his NBA career on Jan. 16 vs. Phoenix... Named Eastern Conference Player of the Week for the week ending Jan. 17, after averaging 29.3 points, 6.7 rebounds, 4.7 assists and 3.3 steals as the Bobcats went 3-0... In four playoff games against Orlando, averaged a team-best 18.0 points, 5.0 rebounds, 3.8 assists and 1.3 steals in 39.0 minutes... Recorded a playoff career-high eight assists in Game Four against Orlando on April 26.

>>>

REGULAR SEASON STATISTICS

YR	TEAM	GP	MIN	FIELD GOALS			FREE THROWS		REBOUNDS			AVERAGES							
				FGM-FGA	PCT	3FGM-3FGA	PCT.	FTM-FTA	PCT.	OR-DR	TOT	AST	STL	BS	TO	PTS	RPG	APG	PPG
00-01	NUN	77	1660	243-572	.425	52-155	.335	97-135	.719	41-167	208	140	86	14	13023	635	2.7	1.8	8.2
01-02	SAS	23	227	34-91	.374	9-36	.250	12-17	.706	3-23	26	11	15	3	176	89	1.1	0.5	3.9
02-03	SAS	80	2254	356-818	.435	95-297	.320	139-183	.760	66-220	286	183	125	30	223	946	3.6	2.3	11.8
03-04	ATL	80	2940	536-1261	.425	145-427	.340	233-297	.785	97-273	370	244	142	20	123	1450	3.1	3.1	18.1
04-05	IND	51	1806	330-819	.403	103-286	.360	190-229	.830	44-206	250	119	64	14	203	953	4.9	2.3	18.7
05-06	IND	81	2910	472-1148	.411	117-339	.345	268-341	.786	48-264	312	225	104	43	102	1329	3.9	2.7	16.4
06-07	IND/GSW	75	2479	409-944	.433	100-311	.322	243-299	.813	61-161	222	287	84	34	81	1161	3.0	3.8	15.5
07-08	GSW	73	2855	488-1204	.405	182-501	.363	308-370	.832	67-251	318	300	92	29	197	1466	4.4	4.1	20.1
08-09	GSW	59	2339	413-997	.414	103-305	.338	294-356	.826	70-233	303	381	88	31	229	1223	5.1	6.5	20.7
09-10	GSW/CHA	81	3129	600-1418	.423	129-393	.328	338-434	.779	78-323	401	300	132	43	259	1667	5.0	3.7	20.6
TOTALS		680	22,599	3881-8972	.433	1035-3050	.339	2122-2661	.797	575-2121	2697	2190	932	230	3233	10926	4.1	3.3	16.6

Personal Fouls-DQ: 2000-01, 166-2; 2001-02, 29-0; 2002-03, 202-1; 2003-04, 216-3; 2004-05, 154-4; 2005-06, 195-0; 2006-07, 200-4; 2007-08, 171-1; 2008-09, 153-2; 2009-10, 197-1. Totals: 1683-18.



PLAYERS

FRONT OFFICE

BASKETBALL OPS

PLAYERS

2009-10 REVIEW

RECORDS

PLAYOFFS

HISTORY

NBA

MISC.

2008-09

Appeared in 59 games (all starts) for the Warriors, averaging a career-high 20.7 points, career-high 5.1 rebounds, career-high 6.5 assists and 1.49 steals in career-high 39.6 minutes (2nd in NBA)... One of only four players to average 20-plus points, 5-plus rebounds and 6-plus assists (LeBron James, Chris Paul and Dwyane Wade were others)... Was one of only two players to record back-to-back 30-point, 10-assist games, along with Chris Paul (Feb. 2 and 4)... Recorded first career triple-double with 30 points, 11 rebounds and 10 assists vs. Phoenix on Feb. 4... In 10 games during month of February, averaged 27.3 points, 8.1 assists and 5.7 rebounds, becoming the first Warriors player since 1965 to average at least 25 points, eight assists and five rebounds for an entire calendar month... Scored at least 20 points 35 times, including a career-high 11 straight games from Feb. 2-March 3, and topped the 30-point plateau on nine occasions... Tallied double-figure rebounds four times and double-figure assists seven times, recording eight double-doubles (five points/assists and three points/rebounds).

2007-08

Appeared in 73 games (all starts) for the Warriors, averaging then-career-high 20.1 points (27th in NBA), 4.4 rebounds, then-career-high 4.1 assists (33rd in NBA) and 1.26 steals (29th in NBA) in then-career-high 39.1 minutes (7th in NBA)... Recorded career highs in three-point field goals (182), three-point field goal percentage (.363) and free-throw percentage (.832)... Named Western Conference Player of the Week for the week ending Dec. 2, marking his first Player of the Week award... Scored at least 20 points 42 times, including four games with at least 30 points and a season-high 41 points vs. Washington on Feb. 11... Had his lone double-double of the season with 28 points and 12 rebounds at Memphis on Dec. 17... Served as one of team's tri-captains, marking first time in career he was named team captain.

2006-07

Appeared in 75 total games with Indiana and Golden State, averaging a combined 15.5 points, 3.0 rebounds, 3.8 assists and 1.12 steals in 33.1 minutes... In 38 games (37 starts) with Golden State after being acquired on Jan. 17, averaged 16.8 points, 3.3 rebounds, 4.6 assists and 1.34 steals in 33.9 minutes... Posted one double-double on the season, registering 26 points and high 12 assists vs. Memphis on Feb. 21... Scored a season-high-tying 36 points on Feb. 5 at Indiana, becoming just the third player in 25 years to score 30 or more points against a team that they played for earlier in the season (Vince Carter, 39, NJ vs. TOR and Dominique Wilkins, 36, LAC vs. ATL)... Also scored 36 points on 16-26 shooting and 4-8 shooting from beyond the three-point line on Feb. 14 vs. New York, establishing career-high for field goals made in a game... In 11 games during the 2007 NBA Playoffs (all starts), averaged 19.9 points, 3.6 rebounds, 3.6 assists and 2.00 steals in 41.3 minutes per game... Led Warriors in minutes per game during playoffs, while ranking second in scoring, assists and steals... Averaged 22.8 points, 4.5 rebounds, 3.7 assists and 2.00 steals in 41.0 minutes per game in First Round as eighth-seeded Warriors upset top-seeded Mavericks... Scored a playoff-career-high 33 points and set a Warriors franchise record with seven three-point field goals in a game in series-clinching Game 6 victory on May 3.

2005-06

Played in 81 games (all starts) for the Pacers, averaging 16.4 points, 3.9 rebounds, 2.8 assists and 1.28 steals in 35.9 minutes... Scored at least 20 points 31 times, including three games of 30 points or more... Tallied a season-high 31 points on Jan. 8 at Sacramento... Became one of just two players in Pacers history to make 100-plus three-point field goals

in consecutive seasons, hitting a team-high 117 treys... Led the team in steals and ranked 29th in the NBA... Started all six playoff games against New Jersey, averaging 13.3 points, 4.5 rebounds and 3.3 assists in 37.8 minutes.

2004-05

Appeared in 51 games (49 starts) for the Pacers, averaging 18.7 points, 4.9 rebounds, 2.3 assists and 1.25 steals in 35.4 minutes... Led team with 103 three-point field goals... Scored a season-high 34 points at Chicago on March 26... Was suspended 30 games by the NBA for his part in incident at Detroit on Nov. 19... Was the Pacers leading scorer in the playoffs, averaging a career-best 16.1 points in 13 games... Scored 20 or more points five times during the playoffs, including 25 points in Game 1 of First Round series vs. Boston on April 23.

2003-04

Appeared in 80 games (78 starts) for Atlanta, averaging 18.1 points, 4.6 rebounds, 3.0 assists and 1.78 steals in 36.8 minutes... Scored a career-high 42 points (14-24 FG, 4-5 3FG, 10-10 FT) vs. Washington on March 12... Scored in double figures 70 times, including a streak of 33-straight games from Jan. 13-March 22.

2002-03

Appeared in 80 games (58 starts) for eventual NBA Champion Spurs, averaging 11.8 points, 3.6 rebounds and 2.3 assists in 28.2 minutes per game... Ranked third on the team in scoring behind Tim Duncan and Tony Parker... In 24 playoff games, averaged 12.8 points, 4.1 rebounds and 2.7 assists in 33.8 minutes.

2001-02

Appeared in 23 games (one start) for San Antonio, averaging 3.9 points and 1.1 rebounds in 9.9 minutes per game... Missed a total of 45 games while on the injured list.

2000-01

Appeared in 77 games (40 starts) for New Jersey as a rookie, averaging 8.2 points, 2.7 rebounds and 1.8 assists in 21.6 minutes per game... Scored a season-high 25 points vs. Atlanta on Dec. 26... Started first ever NBA game and scored 15 points (6-10 FG, 2-3 3FG, 1-2 FT) to go along with three rebounds, two steals and one assist in 23 minutes vs. Cleveland on Oct. 31.

1999-2000

Was in training camp with the Vancouver Grizzlies before being waived on Oct. 28... Played in the Dominican Republic before joining the Fort Wayne Fury of the CBA for five games, averaging 5.2 points and 1.6 assists.

1998-99

Was in training camp with the Chicago Bulls before being waived... Spent the remainder of the season in Venezuela.

1997-98:

Drafted by the Phoenix Suns with the 43rd overall pick in the second round of the 1997 NBA Draft but did not immediately play in the NBA... Spent the season with the LaCrosse Bobcats of the CBA.



PERSONAL

Full name is Stephen Jesse Jackson... In August 2008, launched his charitable foundation, the Jack 1 Foundation, with a series of community outreach events in his hometown of Port Arthur, TX... The mission of the Jack 1 Foundation, a 501(c)(3) non-profit organization, is to provide community initiatives focusing on youth development and empowerment regardless of economic status...As part of the foundation launch, also participated in the grand re-opening ceremony of the Stephen Jackson Academy of Art, Science and Technology in Port Arthur, which offers afterschool programs... The Stephen Jackson Academy was originally opened in 2006 and was re-opened in a new, expanded building that includes a large gymnasium in 2008... In September 2008, the Jack 1 Foundation held a Feed The Children event at the Stephen Jackson Academy, in which Jackson and NBA All-Star Shaquille O'Neal joined forces to feed over 800 families in Port Arthur... Received the NBA Community Assist Award for the month of March 2008, a month in which he participated in a Silence the Violence rally at Oakland Tech High School, teamed up with Grammy Award-winner John Legend to raise funds for the Show Me Campaign (Jackson personally donated \$15,000), and participated in the groundbreaking for a basketball court renovation project... The court renovation, which Jackson sponsored, took place at the Omega Boy's Club in San Francisco and upon completion of the project was unveiled as the Stephen Jackson Basketball Court... In honor of Jackson's continued commitment to the community, San Francisco Mayor Gavin Newsom proclaimed April 12, 2008, as Stephen Jackson Day in the City of San Francisco... Along with Southwest Airlines, hosted the Stephen Jackson Essay Contest during the 2007-08 season, in which a group of students from his hometown of Port Arthur flew to the Bay Area to meet Jackson and attend their first NBA game... Speaks Spanish... Lives by the words "keep God first and never give up"... Favorite video games are Madden and NBA Live on Xbox... When growing up, he used to wash dishes and bus tables in his grandfather's soul food restaurant in Port Arthur.

PLAYOFF STATISTICS

YR	TEAM	GP	MIN	FIELD GOALS			PCT.	FREE THROWS		PCT.	REBOUNDS			STL	BS	TO	PTS	AVERAGES		
				FGM-FGAPCT	3FGM-3FGA			FTM-FTA			OR-DR	TOT	AST					RPG	APG	PPG
02-03	SAS	24	811	108-261	.414	38-113	.336	53-66	.803	19-79	98	65	33	9	68	307	4.1	2.7	12.8	
04-05	IND	13	472	70-178	.393	20-63	.317	49-60	.817	7-43	50	29	25	6	34	209	3.8	2.2	16.1	
05-06	IND	6	227	30-82	.366	6-26	.231	14-18	.778	5-22	27	20	4	1	15	80	4.5	3.3	13.3	
06-07	GSW	11	454	61-161	.379	26-72	.361	71-87	.816	6-34	40	40	22	8	41	219	3.6	3.6	19.9	
09-10	CHA	4	156	24-67	.358	3-18	.167	21-26	.808	6-14	20	15	5	1	17	72	5.0	3.8	18.0	
TOTALS		58	2120	293-749	.391	93-292	.318	208-257	.809	43-192	235	169	89	25	175	887	4.1	2.9	15.3	

Personal Fouls-DQ: 2002-03, 53-0; 2004-05, 39-0; 2005-06, 23-1; 2006-07, 39-0; 2009-10, 13-0. Totals: 167-1.

CAREER HIGHS

Minutes:	53	(Two Times, last: 2/2/2009, Golden State vs. San Antonio)
Field Goals:	16	(2/14/2007, Golden State vs. New York)
Field Goal Attempts:	30	(3/8/2004, Atlanta vs. Cleveland)
Three-Point Field Goals:	8	(11/22/2002, San Antonio vs. LA. Lakers)
Three-Point Attempts:	15	(12/28/2007, Golden State vs. Denver)
Free Throws:	15	(2/11/2008, Golden State vs. Washington)
Free Throw Attempts:	17	(2/11/2008, Golden State vs. Washington)
Offensive Rebounds:	5	(Two Times, last: 4/13/2007, Golden State at Sacramento)
Defensive Rebounds:	12	(12/17/2007, Golden State vs. Memphis)
Total Rebounds:	12	(12/17/2007, Golden State vs. Memphis)
Assists:	15	(11/9/2009 Golden State vs. Minnesota)
Steals:	6	(4/6/2004, Atlanta vs. Philadelphia)
Turnovers:	8	(Two Times, last: 11/21/2008, Golden State vs. Chicago)
Blocked Shots:	4	(11/25/2008, Golden State at Washington)
Points:	43	(1/12/2010 Charlotte vs. Houston)



SHAUN LIVINGSTON

GUARD



HEIGHT

6'7"

WEIGHT

190

BORN

September 11, 1985
(Houston, TX)

FROM

Peoria Central HS (IL)

YEARS PRO

5



FRONT OFFICE

BASKETBALL OPS

PLAYERS

2009-10 REVIEW

RECORDS

PLAYOFFS

HISTORY

NBA

MISC.



PRO CAREER

Signed with the Bobcats as a free agent on July 20, 2010... Has played in 193 career games with the Clippers, Heat, Thunder and Wizards, averaging 7.2 points, 4.4 assists and 2.9 rebounds... Selected by the Clippers with the fourth overall pick of the 2004 NBA Draft... Missed the final 26 games of the 2006-07 season and the entire 2007-08 season after suffering tears to the ACL, PCL, MCL and lateral meniscus in his left knee on Feb. 26, 2007... Signed with the Heat as a free agent on Oct. 3, 2008... Traded by Miami to Memphis in exchange for a 2012 second-round draft pick on Jan. 7, 2009... Played in 11 games with the Tulsa 66ers of the NBA Development League in 2008-09, averaging 9.5 points, 6.0 assists and 3.5 rebounds per game... Signed with the Thunder as a free agent on March 31, 2009... Waived by the Thunder on Dec. 22, 2009... Signed with the Wizards as a free agent on Feb. 26, 2010.

2009-10

Played in 36 games for Oklahoma City and Washington, averaging 6.9 points, 3.6 assists and 2.2 rebounds in 22.1 minutes... Began the season with Oklahoma City, averaging 1.0 point, 2.0 rebounds and 1.4 assists in 10 games before being waived on Dec. 22... Signed the first of two ten-day contracts with Washington on Feb. 26, before signing for the remainder of the season... Played in 26 games (18 starts) for the Wizards, averaging 9.2 points, 4.4 assists and 2.2 rebounds in 25.6 minutes... Started the final 18 games of the season, averaging 11.2 points, 4.9 assists and 2.8 rebounds in 30.7 minutes, while shooting .536 from the field... Scored in double figures in eight of the season's last nine games, averaging 15.8 points on .647 shooting and 6.4 assists in 36.8 minutes over that stretch... Scored a career-high 25 points on April 9 at Boston, three days after tying his then-career-high of 21 points on April 6 vs. Golden State.

>>>

REGULAR SEASON STATISTICS

YR	TEAM	GP	MIN	FIELD GOALS			FREE THROWS		REBOUNDS				AVERAGES						
				FGM-FGA	PCT	3FGM-3FGA	PCT	FTM-FTA	PCT	OR-DR	TOT	AST	STL	BS	TO	PTS	RPG	APG	PPG
04-05	LAC	30	814	89-215	.414	0-2	.000	44-59	.746	22-67	89	151	32	11	75	222	3.0	5.0	7.4
05-06	LAC	61	1525	149-349	.427	1-8	.125	53-77	.688	41-142	183	273	46	32	111	352	3.0	4.5	5.8
06-07	LAC	54	1611	208-449	.463	5-16	.313	82-116	.707	56-128	184	274	59	29	108	503	3.4	5.1	9.3
08-09	MIA/OKC	12	231	31-60	.517	0-0	---	9-10	.900	3-25	28	20	7	2	9	71	2.3	1.7	5.9
09-10	OKC/WAS	36	795	104-201	.517	0-6	.000	42-48	.875	16-62	78	130	17	11	58	250	2.5	3.6	6.9
TOTALS		193	4977	581-1274	.456	6-32	.188	230-310	.742	138-424	562	847	161	85	361	1398	2.9	4.4	7.2

Personal Fouls-DQ: 2004-05, 98-1; 2005-06, 156-0; 2006-07, 135-1; 2008-09, 12-0; 2009-10, 61-0. Totals: 462-2



PLAYERS

FRONT OFFICE

BASKETBALL OPS

PLAYERS

2009-10 REVIEW

RECORDS

PLAYOFFS

HISTORY

NBA

MISC.

2008-09

Appeared in 12 games (one start) with Miami and Oklahoma City, averaging 5.9 points, 2.3 rebounds and 1.7 assists in 19.3 minutes... In eight games with Oklahoma City, averaged 7.8 points, 3.3 rebounds and 2.0 assists in 23.8 minutes... Scored 10 or more points three times, including a season-high 14 points on perfect 7-7 shooting from the floor on April 11 at Milwaukee... Scored 10 points in 27 minutes in his Thunder debut on April 3 vs. Portland... Also played in 11 games (10 starts) with the Tulsa 66ers of the NBA Development League, averaging 9.5 points, 6.0 assists and 3.5 rebounds in 29.4 minutes.

2007-08

Missed the entire season recovering from tears to the ACL, PCL, MCL and lateral meniscus in his left knee suffered against Charlotte on Feb. 26, 2007

2006-07

Appeared in 54 games (31 starts) for the Clippers, averaging 9.3 points, 5.1 assists, 3.4 rebounds and 1.1 steals in 29.8 minutes... Scored in double figures a career-high 26 times, including a pair of 20-point performances... Handed out double-figure assists three times and tallied two double-doubles... Registered a then-career-high 21 points and a career-best nine rebounds against Houston on Dec. 17... Recorded his first career 20-point game on a career-high 10 field goals on Nov. 28 against Sacramento on Nov. 28... Handed out a career-high 14 assists against Golden State on Feb. 24... Missed the final 26 games of the season after suffering tears to the ACL, PCL, MCL and lateral meniscus, as well as a patella dislocation and a tibia/femoral dislocation, in his left knee against Charlotte on Feb. 26.

2005-06

Appeared in a career-high 61 games (14 starts) for the Clippers, averaging 5.8 points, 4.5 assists and 3.0 rebounds in 25.0 minutes... Scored in double figures on nine occasions and handed out double-figure assists five times, tallying one double-double (12 points and 13 assists on April 5 at Phoenix)... Blocked a career-high four shots against New Orleans on Mar. 1... Missed the first 21 games of the season while on the inactive list with a lower back stress reaction... Appeared in 12 postseason contests, averaging 7.5 points, 4.8 assists and 4.7 rebounds in 27.7 minutes... Scored in double figures in four postseason contests and handed out double-figure assists once.

2004-05

Appeared in 30 games (15 starts) as a rookie for the Clippers, averaging 7.4 points, 5.0 assists, 3.0 rebounds and 1.1 steals in 27.1 minutes... Named the Western Conference got milk? Rookie of the Month for April after averaging 11.0 points, 7.4 assists, 4.4 rebounds and 1.4 steals in 35.9 minutes in 10 games... Scored in double figures nine times and handed out double-figure assists on four occasions, posting one double-double... Scored a season-high 18 points on April 9 vs. San Antonio... Scored 15 points and handed out 10 assists on April 12 vs. Utah... Missed a total of 52 games due to injury, 39 with a dislocated right patella and 13 with torn cartilage in his right shoulder.

HIGH SCHOOL

Led Peoria Central High (IL) to Class AA state titles in both 2003 and 2004... Named Illinois Mr. Basketball as a senior in 2003-04... Named to the 2004 McDonald's All-America Team... Named to the Parade Magazine All-America First Team... Named co-MVP of the EA Sports Roundball Classic with J.R. Smith... Averaged 18.1 points, 6.2 rebounds and 5.5 assists as a senior in 2003-04... As a junior in 2002-03, averaged 15.0 points, 6.5 rebounds and 4.0 assists... Spent his freshman and sophomore seasons at Peoria Richwoods High School, averaging 7.5 points, 4.1 rebounds and 3.3 assists as a sophomore and 2.6 points and 3.1 rebounds as a freshman.

PERSONAL

Full name is Shaun Patrick Livingston... Nickname is "Sdot"... Has his own website (shaunlivingston14.com)... Parents are Reggie Livingston and Ann Wyman... Has two sisters, Sarah Upperle-Livingston and Blair Wyman... Uncle Jon Baer played professional basketball in Germany... Established his the Shaun Livingston Foundation in 2007... The motto of his foundation is "Change Their Lives By Changing Their Environment" and the goal of the foundation is to create life-changing environments to help America's youth develop into strong, focused individuals with a mindset to attain the highest level of personal success... Owns a movie production and distribution company (Rock Capital Film Entertainment)... Did not play any sports other than basketball in high school... While playing high school basketball he tried to pattern his game after Magic Johnson and Penny Hardaway... Likes to go bowling, shoot pool or play chess, dominos or board games in his free time.



PLAYOFF STATISTICS

YR	TEAM	GP	MIN	FIELD GOALS			PCT.	FREE THROWS		PCT.	REBOUNDS				TO	PTS	AVERAGES		
				FGM-FGAP	PCT	3FGM-3FGA		FTM-FTA	OR-DR		TOT	AST	STL	BS			RPG	APG	PPG
05-06	LAC	12	332	36-76	.474	1-1	1.000	17-21	.810	16-40	56	57	7	6	23	90	4.7	4.8	7.5
TOTALS		12	332	36-76	.474	1-1	1.000	17-21	.810	16-40	56	57	7	6	23	90	4.7	4.8	7.5

CAREER HIGHS

Minutes:	46	(4/9/2005, LA. Clippers vs. San Antonio)
Field Goals:	10	(11/28/2006, LA. Clippers at Sacramento)
Field Goal Attempts:	17	(2/7/2007, LA. Clippers at Cleveland)
Three-Point Field Goals:	2	(11/1/2006, LA. Clippers at Phoenix)
Three-Point Attempts:	2	(Three times, last: 12/17/2006, LA. Clippers vs. Houston)
Free Throws:	8	(4/9/2005, LA. Clippers vs. San Antonio)
Free Throw Attempts:	9	(Four times, last: 4/9/2010, Washington at Boston)
Offensive Rebounds:	5	(12/20/2006, LA. Clippers vs. Toronto)
Defensive Rebounds:	7	(Three times, last: 12/7/2009, Oklahoma City vs. Golden State)
Total Rebounds:	9	(12/17/2006, LA. Clippers vs. Houston)
Assists:	14	(2/24/2007, LA. Clippers vs. Golden State)
Steals:	6	(4/5/2005, LA. Clippers at Charlotte)
Turnovers:	7	(4/15/2005, LA. Clippers at Phoenix)
Blocked Shots:	4	(3/1/2006, LA. Clippers at NO/Okla. City)
Points:	25	(4/9/2010, Washington at Boston)

FRONT OFFICE

BASKETBALL OPS

PLAYERS

2009-10 REVIEW

RECORDS

PLAYOFFS

HISTORY

NBA

MISC.



DOMINIC MCGUIRE

FORWARD



HEIGHT

6'9"

WEIGHT

235

BORN

October 20, 1985
(San Diego, CA)

FROM

Fresno State

YEARS PRO

3



PRO CAREER

Signed with the Bobcats as a free agent on July 22, 2010... Has played in 200 career NBA games for Washington and Sacramento, averaging 2.4 points, 3.2 rebounds and 1.2 assists in 15.4 minutes... Selected by Washington with the 47th overall pick in the 2007 NBA Draft... Traded by Washington to Sacramento on February 18, 2010, in exchange for a future second-round draft pick.

2009-10

Appeared in 51 games for Washington and Sacramento, averaging 0.7 points and 1.5 rebounds in 6.0 minutes per game... Traded by Washington to Sacramento on February 18 in exchange for a future second-round draft pick... Played in 41 games for Washington prior to being traded, averaging 0.7 points and 1.5 rebounds in 5.9 minutes... Saw action in 10 games for Sacramento, averaging 0.8 points and 1.8 rebounds in 6.7 minutes.

>>>

REGULAR SEASON STATISTICS

YR	TEAM	GP	MIN	FIELD GOALS			FREE THROWS		REBOUNDS			STL	BS	TO	PTS	AVERAGES			
				FGM-FGA	PCT	3FGM-3FGA	PCT.	FTM-FTA	PCT.	OR-DR	TOT					AST	RPG	APG	PPG
07-08	WAS	70	695	39-103	.379	1-6	.167	14-32	.438	53-86	139	40	20	26	40	93	2.0	0.6	1.3
08-09	WAS	79	2072	140-324	.432	2-4	.500	74-102	.725	113-315	428	198	62	74	92	356	5.4	2.5	4.5
09-10	WAS/SAC	51	307	19-52	.365	0-0	---	0-7	.000	23-56	79	11	5	4	17	38	1.5	0.2	0.7
TOTALS		200	3074	198-479	.413	3-10	.300	88-141	.624	189-457	646	249	87	104	249	487	3.2	1.2	2.4

Personal Fouls-DQ: 2007-08, 76-0. 2008-09, 153-2; 2009-10, 35-0. Totals: 264-2



PLAYERS

FRONT OFFICE

BASKETBALL OPS

PLAYERS

2009-10 REVIEW

RECORDS

PLAYOFFS

HISTORY

NBA

MISC.

2008-09

Appeared in 79 games (57 starts) for Washington, averaging 4.5 points, 5.4 rebounds, 2.5 assists and 0.9 blocks in 26.2 minutes played... Ranked 32nd in the NBA in blocks per game... In 57 games as a starter, averaged 5.5 points, 6.4 rebounds, 3.3 assists and 1.1 blocks... Scored in double figures eight times and grabbed double-figure rebounds 12 times, tallying four double-doubles... Led the Wizards in rebounding 12 times; second most on the team behind only Antawn Jamison... Finished third on the Wizards in games started (57), behind only Antawn Jamison (81) and Caron Butler (67)... Scored a career-high 16 points on Jan. 30 at Philadelphia... Grabbed a career-high 14 rebounds twice... Recorded a career-high nine assists on March 2 vs. ATL... Also recorded career highs with four steals vs. Phoenix on Jan. 26, four blocks (twice) and 44 minutes played vs. Charlotte on March 25.

2007-08

Appeared in 70 games as a rookie for Washington, averaging 1.3 points and 2.0 rebounds in 9.9 minutes... Made his first career NBA start in the season finale at Orlando on April 16, tallying eight points, five rebounds and four assists in a season-high 37 minutes... Scored a season-high nine points and grabbed 10 rebounds on April 14 vs. Indiana (4/14)... Grabbed a season-high 12 rebounds on Feb. 13 at the Clippers... Had a season-high three blocked shots on March 8 vs. Charlotte... Appeared in three playoff games, averaging 0.3 points and 1.0 rebound.

PLAYOFF STATISTICS

YR	TEAM	GP	MIN	FIELD GOALS			PCT.	FREE THROWS		PCT.	REBOUNDS				AVERAGES				
				FGM-FG	ACT	3FGM-3FGA		FTM-FTA	PCT.		OR-DR	TOT	AST	STL	BS	TO	PTS	RPG	APG
07-08	WAS	3	15	0-0	---	0-0	---	1-2	.500	1-2	3	1	1	1	0	1	1.0	0.3	0.3
TOTALS		3	15	0-0	---	0-0	---	1-2	.500	1-2	3	1	1	1	0	1	1.0	0.3	0.3

CAREER HIGHS

Minutes:	44	(3/25/2009, Washington vs. Charlotte)
Field Goals:	6	(1/30/2009, Washington at Philadelphia)
Field Goal Attempts:	11	(1/30/2009, Washington at Philadelphia)
Three-Point Field Goals:	1	(Three times, last: 2/11/2009, Washington at Charlotte)
Three-Point Attempts:	3	(4/14/2008, Washington at Orlando)
Free Throws:	6	(Two times, last: 2/25/2009, Washington vs. Philadelphia)
Free Throw Attempts:	7	(4/14/2008, Washington vs. Indiana)
Offensive Rebounds:	7	(2/13/2008, Washington at L.A. Clippers)
Defensive Rebounds:	10	(Two times, last: 4/10/2009, Washington at Toronto)
Total Rebounds:	14	(Two times, last: 2/25/2009, Washington vs. Philadelphia)
Assists:	9	(3/2/2009, Washington vs. Atlanta)
Steals:	4	(1/26/2009, Washington vs. Phoenix)
Turnovers:	5	(Two times, last: 2/2/2009, Washington at Memphis)
Blocked Shots:	4	(Two times, last: 2/8/2009, Washington vs. Indiana)
Points:	16	(1/30/2009, Washington at Philadelphia)

COLLEGE

Earned Second Team All-WAC honors as a junior in 2006-07 in his only season at Fresno State after averaging 13.5 points and 9.8 rebounds per game and ranking fifth in the nation in blocked shots (3.6 bpg)... Also named to the conference's All-Newcomer Team and All-Defensive Team... Recorded two triple-doubles in his junior season... Started his collegiate career at California before transferring to Fresno State... As a sophomore at California in 2004-05, played in 28 games, averaging 7.2 points, 4.9 rebounds and a team-best 1.1 blocks... As a freshman at California in 2003-04, averaged 4.3 points and 3.4 rebounds in 26 games played.

PERSONAL

Nickname is "D-Mac"... Is the son of John and Desiree McGuire... Has two brothers, Jereme and Jamel, and one sister, Jasmine... Jereme played collegiately at the University of Houston... He and his wife, Jessica, have one son, Dominic Jr... While in Washington, was active in the Wizards' holiday and reading events in the community and visited wounded persons at Andrews Air Force Base in November 2007.

[FRONT OFFICE](#)[BASKETBALL OPS](#)[PLAYERS](#)[2009-10 REVIEW](#)[RECORDS](#)[PLAYOFFS](#)[HISTORY](#)[NBA](#)[MISC.](#)



NAZR MOHAMMED

CENTER

PLAYERS

HEIGHT

6'10"

WEIGHT

250

BORN

September 5, 1977
(Chicago, Illinois)

FROM

Kentucky

YEARS PRO

12





PRO CAREER

Acquired by the Bobcats from Detroit on Dec. 14, 2007, in exchange for Primož Brezec and Walter Herrmann... In 696 career NBA games, has averages of 6.9 points on .491 shooting with 5.4 rebounds and 0.7 blocks in 18.0 minutes per game... Selected by the Utah Jazz in the first round (29th overall pick) of the 1998 NBA Draft... Draft rights traded by Utah to Philadelphia for a future first-round draft choice... Traded by Philadelphia, with Theo Ratliff, Toni Kukoc and Pepe Sanchez, to Atlanta in exchange for Dikembe Mutombo and Roshown McCleod on Feb. 22, 2001... Traded by Atlanta to New York as part of a three-team deal on Feb. 15, 2004: the Hawks received Joel Przybilla (from Milwaukee), Michael Doleac and a second round pick (from New York), the Knicks received Tim Thomas (from Milwaukee) and Mohammed (from Atlanta) and the Bucks received Keith Van Horn (from New York)... Traded by New York, with Jamison Brewer, to San Antonio for Malik Rose and a pair of first-round draft picks on Feb. 24, 2005... Signed with Detroit prior to the 2006-07 season.

2009-10

Appeared in 58 games, with 29 starts... Averaged 7.9 points, 5.2 rebounds, 0.7 blocks, 0.5 assists and 0.3 steals in 17.0 minutes... Shot .553 from the field (189-342) and .648 from the free-throw line (81-125)... Scored in double figures on 19 occasions, including two games of 20 points or more... Recorded six games with double-figure rebounds, tallying four double-doubles... Led the team in scoring three times, rebounding six times and blocks 10 times... Posted two games of at least 20 points and at least 15 rebounds (23 points and 17 rebounds on Feb. 3 at L.A. Lakers and 21 points and a career-high-tying 20 rebounds on Feb. 10 at Minnesota)... In four playoff games against Orlando, averaged 6.0 points and 2.0 rebounds in 12.0 minutes, while shooting .579 from the field (11-19).

>>>

REGULAR SEASON STATISTICS

YR	TEAM	GP	MIN	FIELD GOALS			FREE THROWS		REBOUNDS			AVERAGES							
				FGM-FGA	PCT	3FGM-3FGA	PCT.	FTM-FTA	PCT.	OR-DR	TOT	AST	STL	BS	TO	PTS	RPG	APG	PPG
98-99	PHI	26	121	15-42	.357	0-0	---	12-21	.571	18-19	37	2	5	4	12	42	1.4	0.1	1.6
99-00	PHI	28	190	21-54	.389	0-0	---	12-22	.545	16-34	50	2	4	12	18	54	1.8	0.1	1.9
00-01	PHI/ATL	58	912	176-369	.477	0-1	.000	89-126	.706	115-192	307	19	29	35	64	441	5.3	0.3	7.6
01-02	ATL	82	2168	329-713	.461	0-1	.000	137-222	.617	242-409	651	33	63	61	118	795	7.9	0.4	9.7
02-03	ATL	35	445	67-159	.421	0-0	---	26-41	.634	47-82	129	6	16	21	25	160	3.7	0.2	4.6
03-04	ATL/NY	80	1611	246-472	.521	0-0	---	100-169	.592	178-296	474	36	55	52	96	592	5.9	0.5	7.4
04-05	NY/SA	77	1933	289-602	.480	0-1	.000	153-227	.674	247-339	586	34	58	86	108	731	7.6	0.4	9.5
05-06	SA	80	1389	190-377	.504	0-0	---	113-144	.785	163-255	418	40	21	49	91	493	5.2	0.5	6.2
06-07	DET	51	773	118-222	.532	0-0	---	50-82	.610	89-140	229	9	27	40	43	286	4.5	0.2	5.6
07-08	DET/CHA	82	1650	272-528	.515	0-1	.000	95-163	.583	194-300	494	72	45	60	101	639	6.0	0.9	7.8
08-09	CHA	39	341	41-101	.406	0-0	---	22-40	.550	35-44	79	8	5	16	23	104	2.0	0.2	2.7
09-10	CHA	58	984	189-342	.553	0-0	---	81-125	.648	114-190	304	28	15	43	53	459	5.2	0.5	7.9
TOTALS		696	12537	1953-3981	.491	0-4	.000	890-1382	.643	41458-2300	3758	289	343	479	752	4796	5.4	0.4	6.9

Personal Fouls-DQ: 1998-99, 22-0; 1999-2000, 29-0; 2000-01, 113-0; 2001-02, 252-2; 2002-03, 79-0; 2003-04, 195-1; 2004-05, 236-3; 2005-06, 220-2; 2006-07, 133-3; 2007-08, 230-1; 2008-09, 63-0; 2009-10, 105-0. Totals: 1677-12.



PLAYERS

FRONT OFFICE

2008-09

Played in 39 games, averaging 2.7 points and 2.0 rebounds in 8.7 minutes... Scored a season-high 12 points on April 15 at Orlando, recording his lone double-figure scoring performance of the season... Grabbed a season-high eight rebounds on Jan. 2 at Milwaukee... Led or tied for the team lead in blocked shots four times and in steals once.

BASKETBALL OPS

2007-08

Appeared in 82 games for Charlotte and Detroit, averaging 7.8 points and 6.0 rebounds in 20.1 minutes per game... Acquired by the Bobcats on Dec. 14, 2007, from the Pistons in exchange for Primoz Brezec and Walter Herrmann... Played in 61 games for the Bobcats, starting 29... Averaged 9.3 points, 6.9 rebounds, 1.1 assists and 0.9 blocked shots in 23.3 minutes for the Bobcats... Shot .520 from the field, ranking second on the team... Scored in double figures 27 times and reached double-figure rebounds 15 times, tallying 11 double-doubles... Handed out a career-high four assists on four different occasions – Jan. 23 vs. Dallas, Feb. 2 at Denver, April 8 vs. Minnesota and April 16 vs. Philadelphia... Scored a season-high 22 points on Feb. 11 vs. the Lakers and grabbed a season-high 15 rebounds on Jan. 11 at Cleveland... Averaged 3.3 points and 3.5 rebounds in 10.5 minutes in 21 games with the Pistons prior to being traded.

PLAYERS

2009-10 REVIEW

2006-07

Appeared in 51 games with 33 starts, averaging 5.6 points on .532 shooting, 4.5 rebounds, 0.53 steals and 0.78 blocks in 15.2 minutes per game... Started the first 33 games of the season and averaged 7.5 points, 5.6 rebounds, 1.09 blocks and 19.6 minutes per game... Led the Pistons in scoring once and led or tied for the club lead in rebounds five times... Scored in double figures 10 times, including a season-high 19-point outing vs. Atlanta on Dec. 23... Grabbed 10-plus rebounds four times, including a season-high 14 at New York on Dec. 27... Tallied two double-doubles... Shot 60% or better from the field in 20 games.

RECORDS

PLAYOFFS

2005-06

Appeared in 80 games with 30 starts for San Antonio, averaging 6.2 points and 5.2 rebounds in 17.4 minutes... Shot .504 (190-377) from the field and career-best .785 (113-144) from the free-throw line... As a starter, averaged 7.8 points and 6.0 rebounds while the Spurs posted a 23-7 record... Ranked fourth in the NBA in offensive rebounds per 48 minutes (5.5) and ninth in total rebounds per 48 minutes (14.5)... Tied a career-high with 30 points (13-21 FG) and added 16 rebounds vs. Phoenix on March 17... In eight playoff games, averaged 4.5 points, 3.9 rebounds and 0.75 blocks.

HISTORY

NBA

2004-05

Appeared in 77 games for New York and San Antonio, averaging 9.5 points, 7.6 rebounds and 1.12 blocks in 25.1 minutes... Ranked 25th in the NBA in rebounds, 34th in blocks and ninth in offensive rebounds with 3.2 per game... Led the Spurs in field goal percentage with a .528 (66-125) mark... During the Spurs run to the 2005 NBA Championship, averaged 7.1 points, 6.7 rebounds, 1.0 blocks and 23.0 minutes in 23 games (all starts)... Scored in double-figures six times in the postseason... Had a playoff career-high 19 points vs. Seattle in Game 5 of the Western Conference Semifinals on May 17... Had 15 points, a playoff career-high 15 rebounds and a playoff career-best four blocks in a playoff career-high 34 minutes in Game 1 of the first round at Denver on April 24.

MISC.

2003-04

Appeared in 80 games for Atlanta and New York, averaging 7.4 points and 5.9 rebounds in 20.1 minutes per contest... Started all four games in the Knicks first round playoff series with the Nets, averaging 10.3 points and 5.8 rebounds in 24.3 minutes.

2002-03

Averaged 4.6 points, 3.7 rebounds and 12.7 minutes in 35 games for Atlanta... Started the year on the injured list due to a stress fracture in the fifth metatarsal of his right foot... Returned to action on Dec. 10... Tests in March revealed another stress fracture in his right foot... Underwent surgery and missed the final 20 games of the season.

2001-02

Averaged 9.7 points, 7.9 rebounds and 26.4 minutes in 82 games (73 starts) for Atlanta... Finished with 20 or more points five times, including a career-best 30 points at the L.A. Clippers on Nov. 15... Posted single-season career-highs in games (82), minutes (2,168), points (795) and rebounds (651).

2000-01

Appeared in 58 games for Philadelphia and Atlanta, averaging 7.6 points and 5.3 rebounds in 15.7 minutes.

1999-00

Averaged 1.9 points, 1.8 rebounds and 6.8 minutes in 28 games for the 76ers.

1998-99

Appeared in 26 games as a rookie, averaging 1.6 points and 1.4 rebounds in 4.7 minutes for the 76ers.

COLLEGE

Played three seasons at Kentucky... The team advanced to the NCAA Championship Game all three seasons... Was a member of the Wildcats NCAA Championship teams in both 1996 and 1998... As a junior earned First Team All-SEC honors... Appeared in 39 games and averaged 12.0 points and 7.2 rebounds in 21.0 minutes while shooting .597 (190-318) from the field... As a sophomore had 12 points and 11 rebounds in Kentucky's loss to Arizona in the 1997 NCAA Tournament Championship Game... Ranks eighth on the school's all-time list in both career field goal percentage (.553) and blocks (94)... Played for Rick Pitino and former teammates include Antoine Walker, Tony Delk, Derek Anderson, Ron Mercer, Walter McCarty, Mark Pope, Scott Padgett and Jamaal Magloire

PERSONAL

Full name is Nazr Tahiru Mohammed (pronounced NAH-zee)... He and wife, Mandy, have two daughters, Amani and Sanaa, and a son, Nasir... His brother, Alhaji, played at Louisville for Rick Pitino... A big college football fan... Enjoys playing golf in his spare time.



PLAYOFF STATISTICS

YR	TEAM	GP	MIN	FIELD GOALS			PCT.	FREE THROWS		REBOUNDS			AVERAGES						
				FGM-FGAPCT	3FGM-3FGA	FTM-FTA		PCT.	OR-DR	TOT	AST	STL	BS	TO	PTS	RPG	APG	PPG	
98-99	PHI	3	3	0-0	---	0-0	---	0-0	---	0-0	0	0	0	0	0	0	0.0	0.0	0.0
03-04	NY	4	97	15-30	.500	0-0	---	11-16	.688	10-13	23	1	6	3	7	41	5.8	0.3	10.3
04-05	SA	23	528	66-125	.528	1-1	1.000	30-47	.638	75-79	154	8	14	23	24	163	6.7	0.4	7.1
05-06	SA	8	94	11-15	.733	1-1	1.000	13-18	.722	15-16	31	1	3	6	8	36	3.9	0.1	4.5
06-07	DET	2	6	1-2	.500	0-0	---	3-3	1.000	1-2	3	0	0	0	0	5	1.5	0.0	2.5
09-10	CHA	4	48	11-19	.579	0-0	---	2-3	.667	5-3	8	2	1	2	1	24	5.0	0.5	6.0
TOTALS		44	776	104-191	.545	2-2	1.000	59-87	.678	106-113	219	12	24	34	40	269	5.0	0.3	6.1

Personal Fouls-DQ: 1998-99, 0-0; 2003-04, 18-1; 2004-05, 65-0; 2005-06, 17-0; 2006-07, 1-0; 2009-10, 13-0. Totals: 114-0.

CAREER HIGHS

Minutes:	46	(12/15/2004, New York vs. Detroit)
Field Goals:	14	(11/5/2001, Atlanta at L.A. Clippers)
Field Goal Attempts:	21	(Two Times, last: 03/17/2006 San Antonio vs. Phoenix)
Three-Point Field Goals:	0	
Three-Point Attempts:	1	(Four times, last: 11/25/2007, Detroit vs. Utah)
Free Throws:	10	(12/22/2004, New York at Boston)
Free Throw Attempts:	11	(12/22/2004, New York at Boston)
Offensive Rebounds:	11	(11/13/2004, New York at Indiana)
Defensive Rebounds:	16	(2/10/2010, Charlotte at Minnesota)
Total Rebounds:	20	(Two Times, last: 2/10/2010 Charlotte at Minnesota)
Assists:	4	(Four times, last: 4/16/2008, Charlotte vs. Philadelphia)
Steals:	5	(11/10/2006, Detroit at L.A. Lakers)
Turnovers:	8	(12/14/2004, New York at New Jersey)
Blocked Shots:	8	(12/14/2004, New York at New Jersey)
Points:	30	(Two Times, last: 3/17/2006, San Antonio vs. Phoenix)



EDUARDO NAJERA

FORWARD

PLAYERS



HEIGHT

6'8"

WEIGHT

235

BORN


July 11, 1976
(Meoqui, Chihuahua,
Mexico)

FROM

Oklahoma

YEARS PRO

10



PRO CAREER

Acquired by the Bobcats from Dallas with Matt Carroll and Erick Dampier on July 13, 2010, in exchange for Tyson Chandler and Alexis Ajinca... In 566 career games (85 starts) with Dallas, Golden State, Denver and New Jersey, has career averages of 5.2 points and 3.9 rebounds in 18.7 minutes per game... Was the second Mexican-born player to appear in an NBA game (Horacio Llamas, PHO, 1996-97)... Initially selected by Houston with the 38th overall pick of the 2000 NBA Draft before having his draft rights traded along with a future second-round pick to Dallas in exchange for the rights to Dan Langhi... Traded by Dallas along with Christian Laettner, the rights to Mladen Sekularac, two future first round picks and cash considerations to Golden State in exchange for Erick Dampier, Evan Eschmeyer, Dan Dickau and the rights to Steve Logan on August 2, 2004... Traded by Golden State along with Luis Flores to Denver in exchange for Nikoloz Tskitishvili and Rodney White on February 24, 2005... Signed with New Jersey as a free agent on July 16, 2008... Traded from New Jersey to Dallas in exchange for Kris Humphries and Shawne Williams on January 11, 2010.

2009-10

Played in 46 games for New Jersey and Dallas, averaging 3.4 points and 2.5 rebounds in 14.9 minutes... Traded from New Jersey to Dallas in exchange for Kris Humphries and Shawne Williams on Jan. 11... In 13 games (two starts) with New Jersey prior to being traded, averaged 3.8 points, 2.9 rebounds and 1.2 assists in 15.7 minutes... In 33 games (three starts) with Dallas after the trade, averaged 3.3 points and 2.3 rebounds in 14.5 minutes... Scored in double figures three times on the season, including a season-high 14 points for New Jersey on Nov. 4 vs. Denver... Also scored 11 points twice for Dallas (March 6 at Chicago and April 3 vs. Oklahoma City)... Played in five playoff games for Dallas, averaging 0.8 points and 1.8 rebounds in 7.2 minutes.

>>>

REGULAR SEASON STATISTICS

YR	TEAM	GP	MIN	FIELD GOALS			FREE THROWS		REBOUNDS				AVERAGES						
				FGM-FGA	PCT	3FGM-3FGA	PCT.	FTM-FTA	PCT.	OR-DR	TOT	AST	STL	BS	TO	PTS	RPG	APG	PPG
00-01	DAL	40	432	58-111	.523	1-3	.333	14-33	.424	41-54	95	27	13	8	17	131	2.4	0.7	3.3
01-02	DAL	62	1351	150-300	.500	0-2	.000	100-148	.676	149-193	342	38	56	30	40	400	5.5	0.6	6.5
02-03	DAL	48	1100	129-231	.558	0-1	.000	90-133	.677	90-133	223	47	40	22	23	320	4.6	1.0	6.7
03-04	DAL	58	717	72-162	.444	2-4	.500	30-46	.652	67-89	145	25	35	19	29	176	2.5	0.4	3.0
04-05	DEN	68	1183	145-322	.450	6-21	.286	58-91	.637	102-141	243	65	41	24	61	354	3.6	1.0	5.2
05-06	DEN	64	1449	127-301	.422	4-12	.333	89-114	.781	128-197	325	52	53	34	54	347	5.1	0.8	5.4
06-07	DEN	75	1660	204-354	.576	1-12	.083	88-123	.715	131-179	310	64	73	26	56	497	4.1	0.9	6.6
07-08	DEN	78	1663	174-368	.473	53-147	.361	63-89	.708	113-224	337	95	69	40	59	464	4.3	1.2	5.9
08-09	DEN	27	318	33-75	.446	5-25	.200	8-22	.364	17-59	67	29	10	4	18	79	2.5	1.0	2.9
09-10	DAL	46	685	62-146	.425	19-64	.297	14-24	.583	34-81	115	29	26	14	25	157	2.5	0.6	3.4
TOTALS		566	10558	1154-2369	.487	91-291	.313	554-823	.673	872-1350	737	251	382	221	382	2925	3.9	0.8	5.2

Personal Fouls-DQ: 2000-01, 48- 1; 2001-02, 156-1; 2002-03, 129-1; 2003-04, 90-1; 2004-05, 148-0; 2005-06, 165-0; 2006-07, 207-3; 2007-08, 199-3; 2008-09, 50-0; 2009-10, 94-0.



PLAYERS

FRONT OFFICE

2008-09

Appeared in 27 games for New Jersey, averaging 2.9 points and 2.5 rebounds in 11.8 minutes... Scored a season-high nine points on two occasions and grabbed a season-best six rebounds twice, including a nine-point, six-rebound outing at San Antonio on Jan. 23.

2007-08

Appeared in a career-best 78 games for Denver, averaging 5.9 points, 4.3 rebounds and a career-high 1.2 assists in 21.3 minutes... Shot a career-high .361 from beyond the three-point line, making 53 three-point field goals after hitting only 14 in his previous seven seasons combined... Scored in double figures 17 times... Tied career highs of 19 points and eight field goals on March 7 vs. San Antonio... Grabbed a season-high 11 rebounds on Dec. 23 at Sacramento... Recorded the 2,000th rebound of his NBA career on April 1 vs. Phoenix... Appeared in four playoff games, averaging 4.0 points and 3.3 rebounds in 19.8 minutes per game.

2006-07

Appeared in 75 games for Denver with a career-high 36 starts... Averaged 6.6 points and 4.1 rebounds in 22.1 minutes... Shot a career-high .576 from the field (204-354)... Scored in double figures 18 times and posted three games with 10 or more rebounds, tallying two double-doubles... Scored a season-high 18 points on Feb. 9 at Indiana... Tied a career high with six steals on March 22 at Chicago... Tied a career high with eight offensive rebounds on Dec. 1 at Minnesota... Scored the 2,000th point of his NBA career on Feb. 3 at Sacramento... Appeared in five playoff games, averaging 1.8 points and 5.6 rebounds in 19.2 minutes... Recorded a playoff-career-high 10 rebounds in Game Three of the Western Conference first round against San Antonio.

2005-06

Appeared in 64 games for Denver, averaging 5.4 points and 5.1 rebounds in 22.9 minutes... Shot a career-best .786 from the free-throw line (88-112)... Scored in double figures nine times and grabbed 10 or more rebounds seven times, posting three double-doubles... Led the team in rebounding six times... Had a season-high 16 points and a season-high 12 rebounds to go along with a season-high-tying four steals and three blocked shots on Jan. 18 vs. Cleveland... Had a career-high four blocked shots vs. Seattle on Dec. 29... Played in four playoff games, starting three, and averaged 2.0 points and 3.8 rebounds in 22.3 minutes.

2004-05

Appeared in 68 games for Golden State and Denver, averaging 5.2 points and 3.6 rebounds in 17.4 minutes... Traded by Golden State along with Luis Flores to Denver in exchange for Nikoloz Tskitishvili and Rodney White on February 24... In 42 games for the Warriors prior to being traded, averaged 4.2 points and 2.8 rebounds in 14.5 minutes... Led the Warriors in scoring once, rebounds once and assists once... In 26 games with the Nuggets following the trade, averaged 6.9 points and 4.8 rebounds in 22.1 minutes... Scored in double figures 11 times on the season, including eight with Denver... Posted two double-doubles – one with each club... Led the Nuggets in rebounding three times... Played just 12 total minutes in two playoff games due to a 4th metacarpal fracture in his right hand.

BASKETBALL OPS

PLAYERS

2009-10 REVIEW

RECORDS

PLAYOFFS

HISTORY

NBA

MISC.

2003-04

Appeared in 58 games for Dallas, including seven starts... Averaged 3.0 points and 2.7 rebounds in 12.4 minutes per contest... Scored in double figures three times and posted one game with double-figure rebounds... Recorded his lone double-double of the season with season highs of 11 points and 11 rebounds on Dec. 2 vs. Washington... Played in five playoff games, averaging 2.4 points, and 3.4 rebounds in 11.4 minutes.

2002-03

Appeared in 48 games for Dallas, including 12 starts... Averaged 6.7 points and 4.6 rebounds in 23.0 minutes per game... Shot a team-best and career-high .558 from the field (129-231)... Scored in double figures 12 times and had three games with 10 or more rebounds, posting three double-doubles... Scored a season-high 16 points on Nov. 9 vs. Detroit... Scored 14 points and grabbed a season-high 11 rebounds on Nov. 21 vs. Houston... Played in 19 playoff games, starting five, as the Mavericks advanced to the Western Conference Finals... Averaged 6.1 points and 3.9 rebounds in 20.7 minutes... Scored in double figures three times during the postseason.

2001-02

Appeared in 61 games for Dallas, including 11 starts... Averaged 6.5 points and 5.5 rebounds in 21.9 minutes... Shot .500 from the field (150-300)... Scored in double figures 14 times and had 10 or more rebounds seven times, tallying six double-doubles... In 11 games as a starter, averaged 8.9 points and 7.5 rebounds... Scored a career-high 19 points on Feb. 26 at the L.A. Clippers... Grabbed a career-high 15 rebounds in a career-high 42 minutes on April 11 vs. Houston... Had a career-high six steals on Jan. 21 vs. New Jersey... Played in eight playoff games, starting four, and averaged 4.6 points and 1.6 rebounds... Scored a playoff career-high 13 points in Game Two of the Western Conference first round against Minnesota.

2000-01

Appeared in 40 games as a rookie for Dallas, starting four times... Averaged 3.3 points and 2.4 rebounds in 10.8 minutes... Shot .523 from the field (58-111)... Scored a season-high 10 points vs. Milwaukee on Oct. 31 in his first career NBA start... Tallied nine points and a career-high 12 rebounds in 27 minutes vs. Boston on Feb. 22... Appeared in seven playoff games, averaging 3.0 points and 2.1 rebounds in 6.3 minutes.


COLLEGE:

Named Third-Team All-America by The Associated Press and the National Association of Basketball Coaches as a senior after averaging 18.4 points and 9.2 rebounds... Received the Chip Hilton Player of the Year Award from the Basketball Hall of Fame, an award given to a player who has demonstrated personal character both on and off the court... Named First Team All-Big 12 and selected to the Big 12 All-Defensive Team... Ranked 25th in the nation in rebounding... Finished Oklahoma career ranked third in minutes played (3,856), fourth in steals (193), fifth in rebounds (910), sixth in blocked shots (89), seventh in field goal attempts (1,423), eighth in points scored (1,646), ninth in field goals (612), 10th in free throws (337) and 10th in free throw attempts (504)... As a junior, led the team in scoring (15.5) and rebounding (8.3) and ranked second in assists (2.2), steals (1.8) and blocks (0.8), en route to Second Team All-Big 12 honors... As a sophomore, ranked third on team in scoring (10.5) and in rebounding (5.4)... Named to the Big 12 All-Freshman Team and finished second in Big 12 Freshman of the Year voting after averaging 7.0 points and a team-high 5.6 rebounds.



PERSONAL

Last name pronounced Na-he-RAH... Full name is Eduardo Alonso Najera... The son of Servando Najera and Rosa Irene Perez... He and his wife, Jennifer, have a daughter and two sons.... In 2004, launched the Eduardo Najera Foundation for Latin Achievement in order to help less privileged children receive a college education... Took part in the first-ever Basketball without Borders Americas Tournament in Rio de Janeiro, Brazil, in 2004... Since joining the NBA, has held more than 30 basketball clinics throughout Mexico, organizing events in several states including Monterrey, Mexico City, Guadalajara and Chiapas... Along with the NBA, the US Fund for UNICEF and Pier 1, hosted a fundraising event for children of war-torn Afghanistan.



PLAYOFF STATISTICS

YR	TEAM	GP	MIN	FIELD GOALS			PCT.	FREE THROWS		REBOUNDS			AVERAGES						
				FGM-FGAPCT	3FGM-3FGA			FTM-FTA	PCT.	OR-DR	TOT	AST	STL	BS	TO	PTS	RPG	APG	PPG
00-01	DAL	7	44	9-17	.529	3-4	.750	0-0	---	7-8	15	1	1	1	1	21	2.1	0.1	3.0
01-02	DAL	8	123	16-23	.696	0-0	---	5-8	.625	3-10	13	1	3	0	2	37	1.6	0.1	4.6
02-03	DAL	19	394	39-86	.453	0-0	---	38-48	.792	36-38	74	14	14	4	16	116	3.9	0.7	6.1
03-04	DAL	5	57	5-11	.455	0-0	---	2-2	1.000	10-7	17	3	3	2	2	12	3.4	0.6	2.4
04-05	DEN	2	12	0-2	.000	0-0	---	0-0	---	1-1	2	1	0	0	1	0	1.0	0.5	0.0
05-06	DEN	4	88	3-14	.214	0-0	---	2-4	.500	4-11	15	2	3	0	4	8	3.8	0.5	2.0
06-07	DEN	5	95	4-17	.235	0-3	.000	1-2	.500	11-17	28	2	2	1	2	9	5.6	0.4	1.8
07-08	DEN	4	78	7-14	.5	2-5	.400	0-0	---	5-8	13	6	3	1	5	16	3.3	1.5	4.0
09-10	DAL	5	36	2-8	.25	0-5	.000	0-0	---	5-4	9	0	2	0	1	4	1.8	0.0	0.8
TOTALS		59	927	85-192	.443	5-17	.294	48-64	.750	82-104	186	30	31	9	34	223	3.2	0.5	3.8

CAREER HIGHS

Minutes:	43	(Two times, last: 02/02/2005, Golden State vs. Sacramento)
Field Goals:	8	(Four times, last: 03/26/2005, Denver vs. San Antonio)
Field Goal Attempts:	13	(11/09/2005, Denver vs. Sacramento)
Three-Point Field Goals:	3	(Three times, last: 03/27/2010, Dallas at Golden State)
Three-Point Attempts:	6	(Four times, last: 03/27/2010, Dallas at Golden State)
Free Throws:	7	(Two times, last: 01/26/2002, Dallas at Los Angeles)
Free Throw Attempts:	9	(Two times, last: 01/26/2002, Dallas at Los Angeles)
Offensive Rebounds:	8	(Two times, last: 12/01/2006, Denver at Minnesota)
Defensive Rebounds:	9	(Four times, last: 12/23/2007, Denver at Sacramento)
Total Rebounds:	15	(04/11/2002, Dallas vs. Houston)
Assists:	7	(1/09/2009, New Jersey at Milwaukee)
Steals:	6	(Two times, last: 03/22/2007, Denver at Chicago)
Turnovers:	4	(Two times, last: 11/15/2005, Denver at Dallas)
Blocked Shots:	4	(12/29/2005, Denver vs. Seattle)
Points:	19	(Two times, last: 03/07/2008, Denver vs. San Antonio)



TYRUS THOMAS

FORWARD



PLAYERS

HEIGHT

6'10"

WEIGHT

225

BORN

August 17, 1986
(Baton Rouge, LA)

FROM

Louisiana State

YEARS PRO

4



FRONT OFFICE

BASKETBALL OPS

PLAYERS

2009-10 REVIEW

RECORDS

PLAYOFFS

HISTORY

NBA

MISC.

PRO CAREER

Acquired by the Bobcats from the Chicago Bulls on Feb. 18, 2010, in exchange for Acie Law, Ronald "Flip" Murray and a future first-round draft pick... In 279 career games for Chicago and Charlotte, has averaged 8.0 points, 5.2 rebounds, 1.4 blocks, 0.9 assists and 0.9 steals in 20.4 minutes... Originally selected by Portland with the fourth overall pick in the 2006 NBA Draft before having his rights traded to Chicago with Viktor Khrypa in exchange for the draft rights to LaMarcus Aldridge.

2009-10

Acquired by the Bobcats from the Chicago Bulls on Feb. 18, 2010, in exchange for Acie Law, Ronald "Flip" Murray and a future first-round draft pick... Appeared in 25 games for the Bobcats, averaging 10.1 points, 6.1 rebounds, 1.5 blocks, 0.9 steals and 0.9 assists in 21.7 minutes... Shot .442 from the field (95-215) and .729 from the free-throw line (62-85)... Scored in double figures 14 times occasions, including a 20-point outing on Feb. 24 at Utah... Recorded four games with double-figure rebounds, tallying three double-doubles... Led the team in scoring twice, rebounding seven times, steals four times and blocks 10 times... In 29 games with Chicago before being traded, averaged 8.8 points, 6.3 rebounds, 1.7 blocks, 1.4 steals and 1.1 assists in 23.4 minutes... Scored 21 points on a career-high-tying 10 field goals on Dec. 26 vs. New Orleans... Had a career-high six steals on Jan. 11 against Detroit... Tied career highs with six offensive rebounds on Jan. 14 at Boston and 13 defensive rebounds on Dec. 29 vs. Indiana... In four playoff games against Orlando, averaged 8.8 points and 5.5 rebounds in 17.0 minutes, including a playoff career-high 21 points in Game Four on April 26.

>>>

REGULAR SEASON STATISTICS

YR	TEAM	GP	MIN	FIELD GOALS			FREE THROWS		REBOUNDS				AVERAGES						
				FGM-FGA	PCT	3FGM-3FGA	PCT.	FTM-FTA	PCT.	OR-DR	TOT	AST	STL	BS	TO	PTS	RPG	APG	PPG
00-01	DAL	40	432	58-111	.523	1-3	.333	14-33	.424	41-54	95	27	13	8	17	131	2.4	0.7	3.3
01-02	DAL	62	1351	150-300	.500	0-2	.000	100-148	.676	149-193	342	38	56	30	40	400	5.5	0.6	6.5
02-03	DAL	48	1100	129-231	.558	0-1	.000	90-133	.677	90-133	223	47	40	22	23	320	4.6	1.0	6.7
03-04	DAL	58	717	72-162	.444	2-4	.500	30-46	.652	67-89	145	25	35	19	29	176	2.5	0.4	3.0
04-05	DEN	68	1183	145-322	.450	6-21	.286	58-91	.637	102-141	243	65	41	24	61	354	3.6	1.0	5.2
05-06	DEN	64	1449	127-301	.422	4-12	.333	89-114	.781	128-197	325	52	53	34	54	347	5.1	0.8	5.4
06-07	DEN	75	1660	204-354	.576	1-12	.083	88-123	.715	131-179	310	64	73	26	56	497	4.1	0.9	6.6
07-08	DEN	78	1663	174-368	.473	53-147	.361	63-89	.708	113-224	337	95	69	40	59	464	4.3	1.2	5.9
08-09	DEN	27	318	33-75	.446	5-25	.200	8-22	.364	17-59	67	29	10	4	18	79	2.5	1.0	2.9
09-10	DAL	46	685	62-146	.425	19-64	.297	14-24	.583	34-81	115	29	26	14	25	157	2.5	0.6	3.4
TOTALS		566	10558	1154-2369	.487	91-291	.313	554-823	.673	872-1350	737	251	382	221	382	2925	3.9	0.8	5.2

Personal Fouls-DQ: 2000-01, 48- 1; 2001-02, 156-1; 2002-03, 129-1; 2003-04, 90-1; 2004-05, 148-0; 2005-06, 165-0; 2006-07, 207-3; 2007-08, 199-3; 2008-09, 50-0; 2009-10, 94-0.



FRONT OFFICE

BASKETBALL OPS

PLAYERS

2009-10 REVIEW

RECORDS

PLAYOFFS

HISTORY

NBA

MISC.



2008-09

Appeared in 79 games for the Bulls, including 61 starts, with averages of 10.8 points, 6.4 rebounds, 1.9 blocks, 1.2 steals and 1.0 assists in 27.5 minutes... Shot .451 from the field and .783 from the free throw line... Ranked eighth in the NBA in blocks... Set a Bulls franchise record for consecutive games with at least one block - 29 straight games... Registered a team-high 151 blocks... Recorded a team-high 18 double-doubles... Led the team in scoring twice and in rebounds 20 times... Posted 38 games with 10 or more points and five games with 20 or more points... Notched 18 contests with 10 or more rebounds... Scored a season-high 24 points, including a career-best 14-14 from the free-throw line, on April 9 vs. Philadelphia... Scored 15 points and grabbed a career-high 16 rebounds on March 21 vs. the Lakers... Tallied 15 points, eight boards, a career-high eight blocks and four assists on Jan. 3 vs. Minnesota... Started all seven of Chicago's playoff games, averaging 9.6 points, 6.3 rebounds, a team-high and NBA postseason-high 2.86 blocks and 1.0 steals in 27.9 minutes.

2007-08

Appeared in 74 games for the Bulls, including 27 starts, and averaged 6.8 points, 4.6 rebounds, 1.2 assists and 1.0 blocks in 18.0 minutes... Shot .423 from the field and .741 from the free throw line... Scored in double figures 20 times, including four games of 20 points or more, and tallied eight games of 10-plus rebounds... Recorded five double-doubles... Scored a season-high 26 points in the season finale vs. Toronto on April 16... Had 18 points, six boards and a career-high tying five assists on Feb. 24 at Houston... Scored a team-high 19 points and grabbed a then-career-high 14 rebounds on Nov. 8 vs. Detroit.

2006-07

Appeared in 72 games as a rookie for the Bulls, with four starts, and averaged 5.2 points, 3.7 rebounds and 1.1 blocks in 13.4 minutes... Shot .475 from the field... Scored in double figures 10 times, including two games with 20 points or more... Posted two double-doubles... Scored a career-high 27 points on 9-11 FG and grabbed eight boards in a season-high 39 minutes on March 31 vs. Cleveland... Recorded his first career double-double with 14 points and 10 rebounds on Dec. 15 against Milwaukee... Played in 10 playoff games, averaging 5.1 points, 3.4 rebounds and 1.0 steals in 12.2 minutes... Scored in double figures three times.

COLLEGE

Played one season at Louisiana State... Named 2006 SEC Freshman of the Year and 2006 SEC Co-Defensive Player of the Year... Averaged 12.3 points, 9.2 rebounds and 3.1 blocks, while shooting .608 from the field... Led the SEC in blocks and defensive rebounds, while ranking second in rebounding and 20th in scoring... Scored in double figures 21 times, including four games of 20 points or more, and grabbed double-figure rebounds 15 times... Posted the fourth-best single-season blocks total in school history (99), trailing only Shaquille O'Neal's three seasons at LSU, and recorded the seventh-best single-season field goal percentage... Named MVP of the Atlanta NCAA Regional after two games versus Duke and Texas... Granted a medical redshirt his freshman season after suffering a neck injury in preseason practices.

PERSONAL

Full name is Tyrus Wayne Thomas... Nickname is "T-Time"... Mother is Jessica Johnson... Has one brother, Travis, and one sister, Brandy... Received the prestigious national Nobel Prize for public service, the Jefferson Award, as the Outstanding Athlete as a Newcomer in Service and Philanthropy at the 38th annual Jefferson Awards gala in Washington, DC, on June 21, 2010... In 2007, established the Tyrus Thomas Foundation, a non-profit organization dedicated to improving the lives of children in his home state of Louisiana and in other areas... The foundation funds educational and recreational programs that target at-risk children and is administered by the Baton Rouge Area Foundation, which facilitated the distribution of more than \$30 million in grants in 2006 and raised \$44 million for Hurricane Katrina relief... While in Chicago, was named the 2008-09 CDW/Blackberry Bulls Community Player of the Year and received the Chicago Bulls 2009 Charles Lubin Award for his community achievements... Assisted 9Lives icon "Morris the Cat" in kicking off the Million Cat Rescue Campaign, a national initiative that is dedicated to saving one million homeless cats... Favorite music is R&B and hip hop.



FRONT OFFICE

BASKETBALL OPS

PLAYERS

2009-10 REVIEW

RECORDS

PLAYOFFS

HISTORY

NBA

MISC.

PLAYOFF STATISTICS

YR	TEAM	GP	MIN	FIELD GOALS			PCT.	FREE THROWS		REBOUNDS			AVERAGES						
				FGM-FGAPCT	3FGM-3FGA	PCT.		FTM-FTA	PCT.	OR-DR	TOT	AST	STL	BS	TO	PTS	RPG	APG	PPG
06-07	CHI	10	122	16-41	.390	0-0	.000	19-30	.633	12-22	34	6	10	5	15	51	3.4	0.6	5.1
08-09	CHI	7	195	28-64	.438	0-1	.000	11-14	.786	8-36	44	6	7	20	11	67	6.3	0.9	9.6
09-10	CHA	4	68	15-24	.625	0-0	----	5-6	.833	6-16	22	2	2	2	4	35	5.5	0.5	8.8
TOTALS		21	385	59-129	.457	0-1	.000	35-50	.700	26-74	100	14	19	27	30	153	4.8	0.7	7.3

Personal Fouls-DQ: 2006-07, 23-0; 2008-09, 33-0; 2009-10, 9-0. Totals: 55-0.

CAREER HIGHS

Minutes:	45	(2/7/2009, Chicago at Dallas)
Field Goals:	10	(Two Times, last: 12/26/2009, Chicago vs. New Orleans)
Field Goal Attempts:	17	(Two Times, last: 12/26/2009, Chicago vs. New Orleans)
Three-Point Field Goals:	1	(Four Times, last: 2/7/2009, Chicago at Dallas)
Three-Point Attempts:	1	(20 Times, last: 3/1/2010, Charlotte vs. Dallas)
Free Throws:	14	(4/9/2009, Chicago vs. Philadelphia)
Free Throw Attempts:	14	(4/9/2009, Chicago vs. Philadelphia)
Offensive Rebounds:	6	(Five Times, last: 1/14/2010, Chicago at Boston)
Defensive Rebounds:	13	(Two Times, last: 12/29/2009, Chicago vs. Indiana)
Total Rebounds:	16	(3/21/2009, Chicago vs. L.A. Lakers)
Assists:	5	(Four Times, last: 3/24/2009, Chicago vs. Detroit)
Steals:	6	(1/11/2010, Chicago vs. Detroit)
Turnovers:	7	(3/2/2007, Chicago vs. New Orleans)
Blocked Shots:	8	(1/3/2009, Chicago vs. Minnesota)
Points:	27	(3/31/2007, Chicago vs. Cleveland)



GERALD WALLACE

FORWARD

PLAYERS



HEIGHT

6'7"

WEIGHT

220

BORN

July 23, 1982
(Sylacauga, AL)

FROM

Alabama

YEARS PRO

9



PRO CAREER

Chosen by the Bobcats in the Charlotte Expansion Selection on June 22, 2004... Has appeared in 406 games with the Bobcats, with averages of 16.5 points, 7.4 rebounds, 2.4 assists, 1.9 steals and 1.2 blocked shots in 36.6 minutes... Became the first Bobcats player ever to be named to the Eastern Conference All-Star Team in 2010... Named to the All-Defensive First Team following the 2009-10 season... Named Eastern Conference Player of the Week once in 2009-10 (week ending Nov. 29), once in 2007-08 (week ending Jan. 20), twice in 2006-07 (weeks ending March 25 and April 8) and once in 2005-06 (week ending Nov. 28)... Scored a career-high 42 points against New York on Jan. 31, 2007... Averaged 2.5 steals and 2.09 blocks in 2005-06, leading the league in steals and becoming the first NBA player in 14 years to average more than 2.0 blocks and 2.0 steals in a season, joining future Hall of Famers David Robinson and Hakeem Olajuwon in achieving the rare feat... Finished fourth in Most Improved Player voting in 2005-06... Selected by Sacramento with the 25th overall pick in the 2001 NBA Draft, leaving the University of Alabama after his freshman year.

2009-10

Named to the All-Defensive First Team... Chosen for the Eastern Conference All-Star Team, becoming the first Bobcats player to be named an All-Star... Appeared in 76 games, starting all 76... Averaged 18.2 points, a career-high 10.0 rebounds, 2.1 assists, 1.5 steals and 1.1 blocks in 41.0 minutes... Shot .484 from the field (456-943), .371 from beyond the three-point line (52-140) and .776 from the free-throw line (422-544)... Scored in double figures on 68 occasions, including 31 games of 20 points or more and seven games of at least 30 points... Recorded 36 games with double-figure rebounds, tallying 33 double-doubles... Led the team in scoring 26 times, rebounding 50 times, steals 24 times and blocks 19 times... Named Eastern Conference Player of the Week for the week ending Nov. 29, after averaging 25.3 points, 13.7 rebounds, 1.7 steals, 1.3 assists and 1.0 block as the Bobcats went 3-0... Grabbed a career-high 20 rebounds on Nov. 2 against New Jersey and tied the career high on Dec. 4 at New Jersey... Finished the season ranked second in the NBA in minutes played, ninth in rebounds, tied for 14th in steals, 28th in scoring, 28th in blocks and 39th in field goal percentage... Averaged 17.5 points, 9.0 rebounds, 2.3 assists, 1.5 blocks and 1.3 steals in 41.0 minutes in four playoff games against Orlando... Posted playoff career highs of 25 points and 17 rebounds in Game One against Orlando on April 18.

>>>

REGULAR SEASON STATISTICS

YR	TEAM	GP	MIN	FIELD GOALS			FREE THROWS		REBOUNDS			AVERAGES							
				FGM-FGA	PCT	3FGM-3FGA	PCT	FTM-FTA	PCT	OR-DR	TOT	AST	STL	BS	TO	PTS	RPG	APG	PPG
01-02	SAC	54	430	75-175	.429	0-7	.000	23-46	.500	49-40	89	27	19	6	22	173	1.6	0.5	3.2
02-03	SAC	47	571	90-183	.492	1-4	.250	39-74	.527	38-90	128	23	24	15	44	220	2.7	0.5	4.7
03-04	SAC	37	337	32-89	.360	0-2	.000	11-24	.458	35-39	74	19	14	14	8	75	2.0	0.5	2.0
04-05	CHA	70	2147	286-637	.449	17-62	.274	191-289	.661	118-268	386	137	117	91	159	780	5.5	2.0	11.1
05-06	CHA	55	1895	317-589	.538	14-50	.280	188-306	.614	123-289	412	96	138	115	99	836	7.5	1.7	15.2
06-07	CHA	72	2640	478-952	.502	39-120	.325	309-447	.691	142-376	518	185	144	69	160	1304	7.2	2.6	18.1
07-08	CHA	62	2376	408-908	.449	71-221	.321	313-428	.731	58-315	373	216	131	58	180	1200	6.0	3.5	19.4
08-09	CHA	71	2669	389-811	.480	39-131	.298	365-454	.804	112-441	553	189	121	67	148	1182	7.8	2.7	16.6
09-10	CHA	76	3119	456-943	.484	52-140	.371	422-544	.776	150-612	762	161	117	83	178	1385	10.0	2.1	18.2
TOTALS		544	16185	2531-5287	.479	233-737	.316	1861-2612	.712	825-3925	3295	1053	825	518	998	7155	6.1	1.9	13.2

Personal Fouls-DQ: 2001-02, 46-0; 2002-03, 68-0; 2003-04, 37-0; 2004-05, 182-2; 2005-06, 150-1; 2006-07, 209-3; 2007-08, 189-1; 2008-09, 210-7; 2009-10, 194-1. Totals: 1285-15.



PLAYERS

FRONT OFFICE

BASKETBALL OPS

PLAYERS

2009-10 REVIEW

RECORDS

PLAYOFFS

HISTORY

NBA

MISC.

2008-09

Played in 71 games, starting all 71... Averaged a team-high 16.6 points, 7.8 rebounds, 2.7 assists, 1.7 steals and 0.9 blocks in 37.6 minutes... Tied for sixth in the NBA in steals, tied for 15th in minutes played, tied for 22nd in rebounds, tied for 32nd in blocked shots and tied for 16th in steals-to-turnover ratio... Scored in double figures 59 times, including 28 games with 20 or more points and four games with at least 30 points... Grabbed double-figure rebounds 21 times, tallying 20 double-doubles... Led or tied for the team lead in scoring 26 times, in rebounding 23 times, in steals 34 times, in blocks 22 times and in assists five times... Set single-season franchise records of 365 free throws and 454 free throw attempts, besting his own records of 313 (set in 2007-08) and 447 (set in 2006-07)... Shot a career-high .804 from the free-throw line, up from his previous high of .731 set last season... Also set single-season career highs of 553 rebounds and 7.8 rebounds per game, topping his previous highs of 518 rebounds (set in 2006-07) and 7.5 rebounds per game (set in 2005-06).

2007-08

Played in 62 games, starting 59... Averaged a career-high 19.4 points and a career-high 3.5 assists, to go along with 6.0 rebounds, 2.1 steals and 0.9 blocks in 38.3 minutes played... Scored in double figures 56 times, including 34 games of 20 points or more and 16 games of 30 points or more... Tallied nine double-doubles, including his first ever points/assists double-double when he handed out a career-high 10 assists on Jan. 26 vs. Philadelphia... Ranked fifth in the NBA in steals and 14th in minutes played... Named Eastern Conference Player of the Week for the week ending Jan. 20 after averaging 29.0 points, 8.0 rebounds, 4.8 assists and 3.0 steals during the week... Scored a season-high 40 points on Jan. 14 vs. Denver and followed that up with 36 points and a season-high 14 rebounds on Jan. 16 vs. Orlando, setting a franchise record for points in a two-game span... Set franchise free-throw records with 313 on the season and 16 in a single game (Dec. 31 vs. Indiana)... His free-throw percentage of .731 (313-428) set a career high.

2006-07

Played in 72 games, averaging then-career-high 18.1 points... Scored in double figures 60 times, including 29 games of 20 or more, 10 games of 30 or more and two games of 40 or more... His ten games scoring 30 or more was tied for 18th in the NBA... Named Eastern Conference Player of the Week twice, for the weeks of March 19-25 and April 2-8... Averaged 30.0 points, 10.8 rebounds, 4.0 steals and 3.0 assists, while shooting .610, for the week ending April 8... Averaged 20.3 points, 7.0 rebounds, 4.0 assists, 2.3 blocks and 1.3 steals for the week ending March 25... Tied for fourth in the NBA in steals (2.0 per game)... Led the Bobcats in scoring 24 times and in rebounding 19 times... Had 16 double-doubles and 14 games with 20 or more points and 10 or more rebounds... Scored a career-high and franchise-record 42 points against N.Y. on Jan. 31... Scored in double figures in 49 of his final 52 games, averaging 21.1 points on .523 shooting and .372 three-point shooting... Also averaged 7.9 rebounds, 1.2 blocks and 2.3 steals during that stretch... Grabbed a career-high 17 rebounds on March 10 vs. Memphis.

2005-06

Played in 55 games, averaging 15.4 points, 7.5 rebounds, 2.5 steals, 2.09 blocks and 34.5 minutes... Ranked first in the NBA in steals, fourth in field goal percentage (.538), and 11th in blocked shots... Was the first NBA player in 14 years to average more than 2.0 blocks and 2.0 steals in a season, joining future Hall of Famers David Robinson and Hakeem Olajuwon in achieving the rare feat... With teammate Brevin Knight, who

ranked second in the league in steals, became the first pair of teammates to finish a season in the top two spots of one of the NBA's major statistical categories since former Boston Celtics players Kevin McHale and Robert Parish finished first and second in field goal percentage in 1987-88... Set the NBA's top steals game with eight on Jan. 13 against Milwaukee, also a career high... Named Eastern Conference Player of the Week on Nov. 28 after averaging 22.3 points, 9.3 rebounds and 2.0 assists while shooting .587 from the field... Finished fourth in NBA Most Improved Player voting... Posted season highs with 41 points, 17 field goals made and 22 field goals attempted on March 28 against Atlanta... Also posted a season high with 16 rebounds on Feb. 27 at the L.A. Clippers... Reached double-figure scoring 44 times and double-figure rebounds 10 times... Ranked fourth on the team with 10 double-doubles... Led the Bobcats in blocked shots 36 times, in steals 29 times, in rebounding 24 times and in scoring 16 times... Missed 27 games due to injury, 15 of which came due to a left medial tibia bone bruised suffered at Milwaukee on Jan. 21.

2004-05

Appeared in 70 games with 68 starts... Averaged 11.1 points, 5.5 rebounds, 2.0 assists, 1.6 steals and 1.3 blocks in 30.7 minutes... Ranked ninth in the NBA in steals and 31st in blocks... Posted seven double-doubles... Scored in double figures 39 times, including seven 20-plus-point games, and had 10 double-figure rebounding games... Led the Bobcats in blocks 26 times, in steals 24 times, in scoring seven times and in rebounding six times... Recorded two or more steals in 39 of the 70 games he played... Scored a season-high 28 points at Utah on Feb. 1 and pulled down a season-high 14 rebounds at New York on Dec. 26 and against New York on April 16... Missed seven games in March due to bruised ribs suffered at Minnesota on March 8 and returned to average 18.0 points over the next five games.

2003-04

Played in 37 games with one start in his third season with Sacramento... Of his 74 rebounds on the season, 35 were on the offensive end... His top game was in his only start of the season, when he tallied a season-best 16 points along with then-career bests of 11 rebounds and three blocks in season-high 34 minutes against Dallas on Dec. 25... Scored 11 points and grabbed eight rebounds (five offensive) in 30 minutes against Golden State on Nov. 16.

2002-03

Had best season in Sacramento, averaging 4.7 points, 2.7 rebounds and .492 shooting from the field in 47 appearances (seven starts)... Set then-career high of 21 points on 10-11 field goals and added four assists against Houston on Dec. 1... Posted first career double-double with 11 points and 10 rebounds on Oct. 31 against Portland.

2001-02

As a rookie, played in 54 games and averaged 3.2 points and 1.6 rebounds for Sacramento... Finished second to Jason Richardson in the NBA.com Slam Dunk Contest presented by RealOne... Top game was a 20-point, nine-rebound performance against Memphis on Dec. 16, 2001... Tallied 14 points and five rebounds in his first career start against the Clippers on March 26... When Sacramento drafted him as a 19-year-old rookie, that selection made him the youngest player in Sacramento Kings-Royals history.



COLLEGE

Played one collegiate season at Alabama before entering the NBA... Earned Southeastern Conference All-Freshman honors after averaging 9.8 points, 6.0 rebounds, 1.5 assists and team-high 1.2 steals... Scored in double figures 16 times with 20 or more points four times, including a career-high 27 points against Grambling State on Dec. 4, 2001... Grabbed 10-plus rebounds three times, with a career-best 17 rebounds against Wofford on Dec. 7, 2001.

PERSONAL

Full name is Gerald Jermaine Wallace... Has four children, Daryn, Malliyah, Mya and Kennedy... Has an older brother, Courtney, and a younger sister, Takova, and is the son of Alice Castleberry... Born and raised in Childersburg, Alabama, population 4,579... Has two community parks in Childersburg dedicated in his name... Earned 2000 Naismith and USA Today National High School Player of the Year honors after he averaged 28.7 points, 13.8 rebounds and 3.21 steals... Had his high school jersey retired at Childersburg on March 16, 2002... Joined current NBA players Darius Miles, Luke Ridnour, DeShawn Stevenson, Jared Jeffries and Zach Randolph on the 1999-2000 McDonald's All-America team... Named Alabama's 2000 Mr. Basketball and once scored 59 points in high school... Lists video games, automobiles, fishing and cards as his favorite hobbies.



PLAYOFF STATISTICS

YR	TEAM	GP	MIN	FIELD GOALS			PCT.	FREE THROWS		PCT.	REBOUNDS			STL	BS	TO	PTS	AVERAGES		
				FGM	FGAPCT	3FGM-3FGA		FTM	FTA		OR-DR	TOT	AST					RPG	APG	PPG
01-02	SAC	5	14	0-1	.000	0-0	---	4-4	1.000	1-0	1	1	0	1	2	4	0.2	0.2	0.8	
02-03	SAC	7	18	2-5	.400	0-0	---	2-2	1.000	0-5	5	0	0	1	2	6	0.7	0.0	0.9	
03-04	SAC	3	20	3-6	.500	0-0	---	1-2	.500	0-2	2	1	1	1	3	7	0.7	0.3	2.3	
09-10	CHA	4	164	21-44	.477	5-11	.455	23-35	.657	2-34	36	9	5	6	3	70	9.0	2.3	17.5	
TOTALS	19	216	26-56	.464	5-11	.455	30-43	.698	3-41	44	11	6	9	10	87	2.3	0.6	4.6		

Personal Fouls-DQ: 2001-02, 3-0; 2002-03, 4-0; 2003-04, 4-0; 2009-10, 9-0. Totals: 20-0.

CAREER HIGHS

Minutes:	55	(1/11/2008, Charlotte at Cleveland)
Field Goals:	17	(3/28/2006, Charlotte vs. Atlanta)
Field Goal Attempts:	30	(1/16/2008, Charlotte vs. Orlando)
Three-Point Field Goals:	5	(11/23/2005, Charlotte vs. New York)
Three-Point Attempts:	8	(5 Times, last: 1/16/2008, Charlotte vs. Orlando)
Free Throws:	16	(12/31/2007, Charlotte vs. Indiana)
Free Throw Attempts:	22	(12/31/2007, Charlotte vs. Indiana)
Offensive Rebounds:	8	(1/16/2008, Charlotte vs. Orlando)
Defensive Rebounds:	17	(12/4/2009, Charlotte at New Jersey)
Total Rebounds:	20	(Two Times, last: 12/4/2009, Charlotte at New Jersey)
Assists:	10	(1/26/2008, Charlotte vs. Philadelphia)
Steals:	8	(1/13/2006, Charlotte vs. Milwaukee)
Turnovers:	8	(1/6/2008, Charlotte vs. Milwaukee)
Blocked Shots:	6	(Twice, last: 1/16/2006, Charlotte vs. N.O./O.K.)
Points:	42	(1/31/2007, Charlotte vs. New York)

FRONT OFFICE

BASKETBALL OPS

PLAYERS

2009-10 REVIEW


RECORDS

PLAYOFFS

HISTORY

NBA

MISC.





TRAINING CAMP INVITEES

**Sherron Collins****Guard**

Height: 5-11 Weight: 220 Years Pro: R From: Kansas
 Born: March 18, 1987 (Chicago, IL)

COLLEGE

The winningest player in Kansas basketball history, amassing 130 victories in his career... Finished his career ranked fifth on Kansas' career scoring list with 1,888 points, fourth in three-point field goals made (232) and seventh in assists (552)... One of only two players in school history to record at least 1,800 points and at least 500 assists... As a senior, won the Frances Pomeroy Naismith Award as the nation's top player under 6-0, the Lute Olson Player of the Year Award and the NABC Senior Achievement Award... Also received First Team All-America honors from the NABC and USBWA and Second Team All-America honors from the AP as a senior... As a junior, received Second Team All-America honors from the NABC and USBWA and Third Team All-America honors from the AP... Named First Team All-Big 12 as a junior and senior, Big 12 Sixth Man of the Year as a sophomore and Honorable Mention All-Big 12 and Big 12 All-Rookie as a freshman.

**Javaris Crittenton****Guard**

Height: 6-5 Weight: 200 Years Pro: 2 From: Georgia Tech
 Born: December 31, 1987 (Atlanta, GA)

PRO CAREER

Has played in 113 career NBA games for the Lakers, Grizzlies and Wizards, averaging 5.3 points, 2.4 rebounds and 1.8 assists in 16.4 minutes... Initially selected by the Lakers with the 19th overall pick in the 2007 NBA Draft... Traded by the Lakers to Memphis along with Kwame Brown, Aaron McKie, the rights to Marc Gasol, two future first round picks (2008, 2010) and cash considerations on Feb. 1, 2008, for Pau Gasol and a 2010 second round pick... Traded by Memphis to Washington as part of a three-team deal that sent Antonio Daniels to New Orleans and a conditional draft pick to Memphis on Dec. 10, 2008... In 2007-08, averaged 5.6 points and 2.2 rebounds in 50 total games for the Lakers and Grizzlies... In 2008-09, averaged 5.0 points, 2.6 rebounds and 2.4 assists in 63 total games for the Grizzlies and Wizards... Was a member of the Wizards in 2009-10 but did not see game action due to injuries and league suspension... Has scored in double figures 21 times in his NBA career... Had his lone career double-double with 13 points and a career-high 11 rebounds for the Wizards on April 1, 2009 at Memphis.

**Darius Miles****Forward**

Height: 6-9 Weight: 225 Years Pro: 7 From: East St. Louis HS (IL)
 Born: Oct. 9, 1981 (Belleville, IL)

PRO CAREER

Has played in 446 career NBA games for the Clippers, Cavaliers, Trail Blazers and Grizzlies, averaging 10.1 points, 4.9 rebounds and 1.9 assists... Selected by the Clippers with the third overall pick in the 2000 NBA Draft, at the time the highest a player had ever been drafted directly from high school... Named First Team All-Rookie following the 2000-01 season, when he averaged 9.4 points, 5.9 rebounds, 1.5 blocks and 1.2 assists... In 2001-02, played in all 82 games for the Clippers, averaging 9.5 points, 5.5 rebounds, 2.2 assists and 1.3 blocks... Traded by the Clippers to the Cavaliers along with Harold Jamison on July 30, 2002, in exchange for Andre Miller and Bryant Stith... In 2002-03, averaged 9.2 points, 5.4 rebounds and 2.6 assists in 67 games played for Cleveland... In 2003-04, averaged 10.8 points, 5.3 rebounds and 2.0 assists in 79 total games for Cleveland and Portland, being traded by the Cavaliers to the Trail Blazers on Jan. 21, 2004, for Ruben Boumtje-Boumtje and Jeff McInnis... In 2004-05, played in 63 games for Portland, averaging 12.8 points, 4.7 rebounds, 2.0 assists, 1.2 blocks and 1.2 steals... In 2005-06, averaged 14.0 points, 4.6 rebounds and 1.8 assists in 40 games played for Portland... Missed the entire 2006-07 and 2007-08 seasons after undergoing microfracture surgery on his right knee in November 2006... Returned to action with Memphis in 2008-09, averaging 3.5 points and 1.7 rebounds in 34 games played.

FRONT OFFICE

BASKETBALL OPS

PLAYERS

2009-10 REVIEW

RECORDS

PLAYOFFS

HISTORY

NBA

MISC.

Keeping an Eye on the Future of Print Solutions...

Over four decades of forward-thinking, cutting-edge solutions for printing, binding and mailing make iTEK Graphics the preferred source for Ink-On-Paper deliverables. Count on iTEK to deliver quality on time and at competitive pricing. Short or long run, static or personalized, we deliver results.



2200 Interstate North Drive
Charlotte, NC 28206
(704) 357-6002

Think iTEK. The official printer of the Charlotte Bobcats and your solution to print communications.



2009-10 REVIEW





FRONT OFFICE

BASKETBALL OPS

PLAYERS

2009-10 REVIEW

RECORDS

PLAYOFFS

HISTORY

NBA

MISC.

2009-10 BOBCATS



2009-10 FINAL ROSTER

Record: 44-38

Home: 31-10

Road: 13-28

Overtime: 4-3

No.	Player	Pos.	Ht.	Wt.	Birthdate	College/Country	Yrs Pro
21	Alexis Ajinca	C	7-1	262	5/6/88	Saint Etienne, France	1
14	D.J. Augustin	G	6-0	180	11/10/87	Texas	1
4	Derrick Brown	F	6-7	225	9/8/87	Xavier	R
6	Tyson Chandler	C	7-1	235	10/2/82	Dominguez HS (CA)	8
32	Boris Diaw	F	6-8	235	4/16/82	Cormeille-en-Parisis, France	6
7	DeSagana Diop	C	7-0	280	1/30/82	Oak Hill Academy (VA)	8
20	Raymond Felton	G	6-1	198	6/26/84	North Carolina	4
23	Stephen Graham	F	6-6	215	6/11/82	Oklahoma State	4
15	Gerald Henderson	G	6-5	215	12/9/87	Duke	R
0	Larry Hughes	G	6-5	185	1/23/79	St. Louis	11
1	Stephen Jackson	G/F	6-8	215	4/5/78	Oak Hill Academy (VA)	9
13	Nazr Mohammed	C	6-10	250	9/5/77	Kentucky	11
42	Theo Ratliff	C	6-10	235	4/17/73	Wyoming	14
12	Tyrus Thomas	F	6-10	225	8/17/86	Louisiana State	3
3	Gerald Wallace	F	6-7	220	7/23/82	Alabama	8

Head Coach: Larry Brown (North Carolina)

Assistant Coaches: Herb Brown (Vermont), Jeff Capel (Fayetteville State), Phil Ford (North Carolina), Dave Hanners (North Carolina), LaSalle Thompson (Texas)

Head Athletic Trainer: Steve Stricker (Iowa State)

Strength & Conditioning Coach: Michael Irr (Connecticut)

Assistant Athletic Trainer: Dennis Williams (South Carolina)

Equipment Manager: Fred Glover (Campbell)

CONFERENCE RECORDS

	Overall	Home	Road	Overtime
Eastern:	27-25	20-6	7-19	3-2
Western:	17-13	11-4	6-9	1-1

DIVISION RECORDS

	Overall	Home	Road	Overtime
Atlantic	8-10	6-3	2-7	1-0
Central	9-9	8-1	1-8	1-0
Southeast	10-6	6-2	4-4	1-2
Southwest	5-5	3-2	2-3	0-1
Northwest	4-6	3-2	1-4	0-0
Pacific	8-2	5-0	3-2	1-0

RECORDS BY MONTH

	Overall	Home	Road	Overtime
Oct./Nov.	7-9	6-2	1-7	1-0
December	5-9	5-2	0-7	0-1
January	12-4	7-1	5-3	1-1
February	4-7	2-2	2-5	0-0
March	11-6	8-2	3-4	1-1
April	5-3	3-1	2-2	1-0

Playoff Results: Lost 0-4 to Orlando in Eastern Conference first round

NBA Honors: Gerald Wallace, First Team All-Defensive; Gerald Wallace, Eastern Conference All-Star Team; Larry Brown, Eastern Conference Coach of the Month (January 2010); Gerald Wallace, Eastern Conference Player of the Week (Nov. 29, 2009); Stephen Jackson, Eastern Conference Player of the Week (Jan. 17, 2010)



G	Date	Score	Opp	W/L	Record	Atten.	Streak	Charlotte		Charlotte		Charlotte		Opponent		Opponent	
								High Scorer	High Rebounder	High Assist	High Scorer	High Rebounder	High Rebounder				
1	10/28	59-92	@BOS	L	0-1	18,624	L1	Wallace (10)	Wallace (12)	Augustin (4)	R. Allen (8)	Williams (9)					
2	10/30	**102-100	NY	W	1-1	18,624	W1	Felton (22)	Wallace (15)	Felton (9)	3 players (17)	Lee (8)					
3	10/31	79-90	@CLE	L	1-2	20,562	L1	Radmanovic (12)	Wallace (9)	Diaw (9)	M. Williams (24)	Varejao (8)					
4	11/2	79-68	NY	W	2-2	9,380	W1	Wallace (24)	Wallace (20)	Diaw/Felton (3)	Douglas-Robert (20)	Simmons (7)					
5	11/6	103-83	ATL	W	3-2	15,874	W2	Bell (24)	Wallace (18)	Felton (23)	3 players (13)	Smith (7)					
6	11/7	90-93	@CHI	L	3-3	21,108	L1	Diaw (20)	Wallace (9)	Felton (10)	Salmons (27)	Noah (16)					
7	11/10	81-93	ORL	L	3-4	13,415	L2	Felton (18)	Wallace (9)	Diaw (8)	Carter/Howard (15)	Howard (10)					
8	11/11	75-98	@DET	L	3-5	15,417	L3	Mohammed (13)	Mohammed (13)	Diaw/Felton (4)	Villanueva (30)	Wallace (7)					
9	11/14	74-80	POR	L	3-6	15,872	L4	Diaw (21)	Wallace (8)	Felton (4)	Ray (25)	3 players (12)					
10	11/16	91-97	@PHI	L	3-7	17,461	L5	Murray (31)	Jackson (9)	Felton (5)	Nelson (16)	Howard (11)					
11	11/18	84-86	@ORL	L	3-8	11,585	L6	Jackson (26)	Wallace (12)	Felton/Jackson (5)	Igoudala (25)	Brand (11)					
12	11/20	88-95	@MIL	L	3-9	15,578	L7	Jackson/Wallace (22)	Wallace (10)	Murray (6)	Jennings (29)	Warrick (9)					
13	11/22	104-88	IND	W	4-9	14,730	W1	Mohammed (18)	Wallace (11)	Felton (6)	D. Jones (19)	Murphy (8)					
14	11/25	116-81	TOR	W	5-9	13,689	W2	Wallace (31)	Wallace (13)	Jackson (6)	Bosh (18)	Bosh (14)					
15	11/27	94-87	CLE	W	6-9	19,168	W3	Wallace (31)	Wallace (14)	Felton (7)	James (25)	Varejao (11)					
16	11/28	92-76	@WAS	W	7-9	17,311	W4	Wallace (14)	Wallace (14)	Diaw (6)	Butler (19)	Haywood (9)					
17	12/1	90-108	BOS	L	7-10	15,129	L1	Mohammed (16)	Wallace (8)	Felton (5)	R. Allen (27)	Perkins (12)					
18	12/4	91-97	PHI	L	7-11	12,131	L2	Felton/Jackson (28)	Wallace (20)	Diaw (6)	Lopez (31)	Lopez (14)					
19	12/5	106-105	PHI	W	8-11	13,352	W1	Diaw (28)	Wallace (14)	Felton (8)	Green (26)	Igoudala/Young (11)					
20	12/8	107-95	DEN	W	9-11	14,127	W2	Jackson/Wallace (25)	Wallace (16)	Jackson (6)	Anthony (34)	Nene (10)					
21	12/11	85-104	@SA	L	9-12	17,508	L1	Jackson (23)	Wallace (6)	Felton (5)	Ginobili (22)	Duncan (9)					
22	12/12	*97-98	@DAL	L	9-13	20,151	L2	Jackson (28)	Wallace (16)	Felton (8)	Nowitzki (36)	Dampier (18)					
23	12/15	94-87	NY	W	10-13	13,606	W1	Jackson (24)	Chandler (12)	Felton (6)	Duhon (18)	Lee (8)					
24	12/16	98-101	@IND	L	10-14	11,888	L1	Wallace (29)	Chandler (13)	Augustin (6)	Murphy (26)	Burphy (15)					
25	12/19	102-110	UTA	L	10-15	14,963	L2	Jackson (30)	Wallace (30)	Diaw/Wallace (5)	Williams (23)	Murphy (20)					
26	12/20	94-98	@NY	L	10-16	18,767	L3	Felton (27)	Chandler (14)	Felton (7)	Chandler (26)	Lee (15)					
27	12/22	88-76	DEN	W	11-16	16,864	W1	Wallace (29)	Wallace (12)	Felton (8)	Stuckey (20)	Wallace (8)					
28	12/25	91-98	@OKC	L	11-17	17,961	L1	Jackson (24)	Jackson/Mohammed (8)	Felton/Jackson (5)	Durant (30)	Kristic (10)					
29	12/28	94-84	MIL	W	12-17	15,473	W1	Wallace (21)	Wallace (14)	Diaw (5)	Jennings (24)	Mbah a Meute (10)					
30	12/28	103-107	@TOR	L	12-18	19,979	L1	Jackson (20)	Wallace (16)	Jackson (5)	Bosh (33)	Bosh (13)					
31	1/2	107-97	@MIA	W	13-18	17,856	W1	Jackson (25)	Jackson/Wallace (8)	Felton (6)	Wade (29)	Haslem (10)					
32	1/3	91-88	ORL	L	14-18	20,562	W2	Jackson (22)	Wallace (12)	Diaw/Felton (6)	James (29)	James/O'Neal (7)					
33	1/5	113-108	CHI	W	15-18	13,749	W3	Wallace (32)	Wallace (9)	Diaw/Felton (6)	Rose (24)	Deng (9)					
34	1/7	93-97	@NY	L	15-19	19,763	L1	Jackson (26)	Wallace (9)	Felton (9)	Chandler (27)	Jeffries (10)					
35	1/9	89-87	MEM	W	16-19	15,438	W1	Felton (19)	Diaw (10)	Diaw (6)	Mayo (25)	Randolph (12)					
36	1/12	102-94	HOU	W	17-19	11,463	W2	Jackson (43)	Jackson/Wallace (8)	Diaw (6)	Aiza (19)	Scola (14)					
37	1/15	92-76	SA	W	18-19	15,742	W3	Diaw (26)	Diaw (11)	Augustin (7)	4 players (11)	Blair (16)					
38	1/16	125-99	PHO	W	19-19	17,574	W4	Jackson/Wallace (29)	Wallace (13)	Jackson (8)	Stoudemire(7)	Amundson/Stoudemire(7)					
39	1/18	105-103	SAC	W	20-19	13,678	W5	Wallace (28)	Felton (9)	Felton (10)	Evans (34)	Brockman (4)					
40	1/20	104-65	MIA	W	21-19	14,212	W6	Jackson (24)	Mohammed/Wallace (10)	Felton (5)	Wright/Wade (16)	Wright (7)					
41	1/22	89-103	@ATL	L	21-20	14,701	L1	Wallace (25)	3 players (6)	Murray (9)	Crawford (24)	Hoford (9)					
42	1/23	*95-106	ORL	L	21-21	19,277	L2	Augustin (22)	Diaw/Wallace (10)	Diaw (5)	Carter/Neal (21)	Howard (20)					
43	1/25	93-104	@DEN	L	21-22	16,909	L3	Jackson (22)	Wallace (7)	Felton (9)	Billups (27)	Willis/Smith (6)					
44	1/26	*114-109	@PHO	W	22-22	15,222	W1	Jackson (30)	Diaw (11)	Diaw/Jackson (5)	Nash (23)	Dudley (10)					
45	1/29	121-110	@GS	W	23-22	17,850	W2	Jackson/Wallace (30)	Wallace (13)	Augustin/Felton (6)	Maggette (25)	Biedrins (7)					
46	1/30	103-96	@SAC	W	24-22	14,186	W3	Jackson (38)	Wallace (11)	Jackson (8)	Martin (31)	Thompson (16)					
47	2/1	79-98	@POR	L	24-23	20,106	L1	Jackson (23)	Wallace (10)	Jackson (4)	Aldridge (17)	Batum (9)					
48	2/3	97-99	@LAL	L	24-24	18,997	L2	Jackson (30)	Mohammed (17)	Diaw (5)	Odum (19)	Bynum (14)					
49	2/6	99-104	NO	L	24-25	19,164	L3	Jackson (26)	Diaw (8)	Felton (7)	Collison (24)	Posey (8)					
50	2/9	94-92	WAS	W	25-25	12,376	W1	Jackson (22)	Wallace (13)	Augustin/Felton (5)	Butler (23)	Haywood (11)					
51	2/10	93-92	@MIN	W	26-25	13,352	W2	Jackson (33)	Mohammed (20)	Augustin (7)	Jefferson (19)	Jefferson (10)					
52	2/16	94-103	NY	L	26-26	13,712	L1	Wallace (21)	Diaw/Wallace (10)	Jackson (5)	Lee (21)	Boone/Humphries (8)					
53	2/19	110-93	CLE	W	27-26	19,568	W1	Jackson (29)	Thomas (12)	Diaw (9)	James (22)	3 players (7)					
54	2/20	88-93	@MIL	L	27-27	17,174	L1	Jackson (35)	Thomas (11)	Jackson (5)	Jennings/Salmons (19)	Bogut (13)					
55	2/22	94-98	@LAC	L	27-28	15,892	L2	Wallace (32)	Wallace (12)	Diaw/Felton (9)	Butler (20)	Kaman (13)					
56	2/24	93-102	@UTA	L	27-29	19,911	L3	Wallace (27)	Wallace (8)	Felton (5)	Booser (33)	Booser (16)					
57	2/26	93-89	@MEM	W	28-29	14,713	W1	Jackson (32)	Jackson (11)	Felton (7)	Randolph (24)	Randolph (10)					
58	3/1	84-89	DAL	L	28-30	15,961	L1	Jackson (20)	Thomas (12)	Felton (5)	Nowitzki (27)	Nowitzki (13)					
59	3/3	80-104	@BOS	L	28-31	18,624	L2	Thomas (15)	Thomas (10)	Felton (6)	Pierce (27)	Daniels/Garnett (5)					
60	3/5	98-83	LAL	W	29-31	19,568	W1	Jackson (21)	Wallace (10)	Augustin/Diaw (5)	Bryant (26)	Gasol (13)					
61	3/6	101-90	GS	W	30-31	19,392	W2	Augustin (19)	Diaw (12)	Diaw (9)	Curry (25)	Hunter (13)					
62	3/9	83-78	MIA	W	31-31	18,646	W3	Jackson (17)	Wallace (17)	Felton (11)	Wade (27)	Haslem (11)					
63	3/10	102-87	@PHI	W	32-31	11,358	W4	Wallace (28)	Jackson (10)	Felton (6)	Carney (14)	Dalembert (10)					
64	3/12	106-98	LAC	W	33-31	15,835	W5	Jackson (24)	Chandler (9)	Felton (11)	B. Davis (24)	Kaman (11)					
65	3/14	96-89	@ORL	W	34-31	17,461	W6	Jackson (28)	Ratiff/Thomas (8)	Felton (7)	Howard (27)	Howard (16)					
66	3/16	94-99	@IND	L	34-32	10,850	L1	Diaw/Jackson (20)	Jackson (9)	Felton/Jackson (6)	Granger (26)	Murphy (13)					
67	3/17	100-92	OKC	W	35-32	16,179	W1	Jackson (20)	Jackson (9)	Felton (7)	Durant (26)	Durant (26)					
68	3/19	*92-93	@ATL	L	35-33	17,697	L1	Felton (25)	Wallace (16)	Diaw (6)	Johnson/ Jos. Smith (18)	Williams (14)					
69	3/20	71-77	@MIA	L	35-34	18,766	L2	Jackson (18)	Chandler (11)	Felton (5)	Richardson (18)	Haslem (13)					
70	3/23	*95-86	@WAS	W	36-34	12,742	W1	Diaw/Wallace (17)	Wallace (19)	Felton (5)	Miller (15)	McCee (12)					
71	3/24	108-95	MIN	W	37-34	14,457	W2	Jackson (37)	Chandler (9)	Felton (8)	Jefferson (21)	Love (9)					
72	3/26	107-96	WAS	W	38-34	16,365	W3	Wallace (23)	Wallace (6)	Felton (11)	Gee (19)	Miller/Singleton (7)					
73	3/29	101-103	TOR	L	38-35	14,534	L1	Felton/Jackson (18)	Wallace (8)	Diaw/Felton (7)	Bosh (22)	Bosh (11)					
74	3/31	103-84	PHI	W	39-35	14,139	W1	Wallace (24)	Wallace (12)	Felton (6)	Igoudala (14)	Dalembert (9)					
75	4/2	*87-86	MIL	W	40-35	18,118	W2	Jackson (32)	Wallace (11)	Felton (6)	Salmons (28)	Bogut (12)					
76	4/3	88-96	@CHI	L	40-36	20,995	L1	Diaw (18)	Diaw (7)	Felton (6)	Rose (26)	Nash (



2009-10 STATS

FINAL STATISTICS

RECORD (44-38)

Player	G	GS	MIN	FG	FGA	PCT	3FG	FGA	PCT	FT	FTA	PCT	OFF	DEF	TOT	AST	PF	DQ	STL	TO	BLK	PTS	AVG
Jackson (TOT)	81	81	3129	600	1418	.423	129	393	.328	338	434	.779	78	323	401	300	197	1	132	259	43	1667	20.6
Jackson (CHA)	72	72	2829	544	1285	.423	118	353	.334	312	397	.786	72	294	366	258	181	1	118	233	37	1518	21.1
Wallace	76	76	3119	456	943	.484	52	140	.371	422	544	.776	150	612	762	161	194	1	117	178	83	1386	18.2
Felton	80	80	2643	388	846	.459	60	156	.385	132	173	.763	53	235	288	446	172	1	123	168	22	968	12.1
Bell	5	5	157	24	55	.436	9	24	.375	3	3	1.000	5	16	21	10	13	0	4	5	2	60	12.0
Diaw	82	82	2906	373	773	.483	66	206	.320	113	147	.769	131	293	424	325	219	3	60	178	57	925	11.3
Murray	46	1	993	160	411	.389	41	131	.313	93	131	.710	15	83	98	84	77	0	28	65	12	454	9.9
Thomas (TOT)	54	3	1220	194	420	.462	0	3	.000	120	175	.686	81	254	335	56	129	2	63	92	85	508	9.4
Thomas (CHA)	25	0	542	95	215	.442	0	2	.000	62	85	.729	39	113	152	23	65	0	23	40	37	252	10.1
Hughes (TOT)	45	16	1115	137	386	.355	43	139	.309	94	113	.832	23	119	142	137	70	0	52	75	15	411	9.1
Hughes (CHA)	14	2	295	35	107	.327	15	42	.357	29	34	.853	7	25	32	28	17	0	12	19	4	114	8.1
Mohammed	58	29	984	189	342	.553	0	0	---	81	125	.648	114	190	304	28	105	0	15	53	43	459	7.9
Chandler	51	27	1163	109	190	.574	0	0	---	115	157	.732	114	206	320	16	138	1	17	91	55	333	6.5
Augustin	80	2	1472	168	435	.386	70	178	.393	102	131	.779	11	86	97	193	127	0	45	74	5	508	6.4
Radmanovic	8	0	133	14	42	.333	7	22	.318	4	6	.667	8	21	29	7	18	0	3	5	1	39	4.9
Graham	70	8	804	119	240	.496	16	50	.320	42	65	.646	24	111	135	23	94	0	20	36	10	296	4.2
Ratliff (TOT)	49	29	806	70	152	.461	0	0	---	38	50	.760	59	98	157	25	87	1	12	41	61	178	3.6
Ratliff (CHA)	28	26	624	54	116	.466	0	0	---	36	46	.783	44	73	117	16	60	1	9	25	43	144	5.1
Brown	57	0	535	68	147	.463	2	7	.286	48	72	.667	31	47	78	19	53	0	21	19	10	186	3.3
Henderson	43	0	355	37	104	.356	4	19	.211	35	47	.745	15	40	55	13	25	0	10	14	9	113	2.6
Law	9	0	33	5	16	.313	0	1	.000	6	7	.857	0	1	1	3	3	0	1	3	1	16	1.8
Ajinca	6	0	30	5	10	.500	0	0	---	0	1	.000	1	3	4	0	5	0	1	2	1	10	1.7
Diop	27	0	262	15	29	.517	0	0	---	2	9	.222	24	41	65	5	31	1	5	12	14	32	1.2
BOBCATS	82	-	19880	2858	6306	.453	460	1331	.346	1637	2180	.751	858	2490	3348	1658	1597	9	632	1290	446	7813	95.3
OPPONENTS	82	-	19880	2925	6536	.448	573	1696	.338	1270	1710	.743	868	2382	3250	1666	1804	11	614	1256	502	7693	93.8

SINGLE-GAME HIGHS

AVERAGE PER GAME

CAREER HIGHS (C=SET, T=TIED THIS SEASON)

PLAYER	MIN	REB	AST	STL	TO	BLK	PTS	MIN	REB	AST	STL	TO	BLK	PTS	FG	FGA	FT	FTA	REB	AST	PTS
Jackson (TOT)	48	11	15	5	7	3	43	38.6	5.0	3.7	1.63	3.2	0.53	20.6	16	30	15	17	12	15C	43C
Jackson (CHA)	48	11	8	5	7	3	43	39.3	5.1	3.6	1.64	3.2	0.51	21.1							
Wallace	53	20	5	4	5	5	38	41.0	10.0	2.1	1.54	2.3	1.09	18.2	17	30	16	22	20C	10	42
Felton	49	9	11	6	8	2	28	33.0	3.6	5.6	1.54	2.1	0.28	12.1	13	24	13	16	11	19	32
Bell	34	7	4	3	3	1	24	31.4	4.2	2.0	0.80	1.0	0.40	12.0	12	19	12	14	13	8	31
Diaw	52	12	9	3	6	5	28	35.4	5.2	4.0	0.73	2.2	0.70	11.3	15	24	10	10	14	16	31
Murray	34	6	9	2	4	2	31	21.6	2.1	1.8	0.61	1.4	0.26	9.9	13C	26	12	13	9	12	31T
Thomas (TOT)	36	15	4	6	6	2	21	22.6	6.2	1.0	1.17	1.7	1.57	9.4	10T	17T	14	14T	16	5	27
Thomas (CHA)	31	12	3	3	4	6	20	21.7	6.1	0.9	0.92	1.6	1.48	10.1							
Hughes (TOT)	41	10	12	4	6	2	25	24.8	3.2	3.0	1.16	1.7	0.33	9.1	17	32	14T	17T	13	13	44
Hughes (CHA)	41	6	5	3	5	2	18	21.1	2.3	2.0	0.86	1.4	0.29	8.1							
Mohammed	40	20	2	2	4	3	23	17.0	5.2	0.5	0.26	0.9	0.74	7.9	14	21	10	11	20T	4	30
Chandler	40	14	2	2	8	6	16	22.8	6.3	0.3	0.33	1.8	1.08	6.5	10	17	14	16	23	6	27
Augustin	42	4	9	3	4	1	22	18.4	1.2	2.4	0.56	0.9	0.06	6.4	10	20	13	13	6	11	29
Radmanovic	37	8	2	1	2	1	12	16.6	3.6	0.9	0.38	0.6	0.13	4.9	11	20	7	8	14	6	30
Graham	32	8	2	2	3	2	19	11.5	1.9	0.3	0.29	0.5	0.14	4.2	8C	12T	7	7	8T	3	19C
Ratliff (TOT)	32	11	2	2	3	4	11	16.4	3.2	0.5	0.24	0.8	1.24	3.6	12	18	11	14	17	5	27
Ratliff (CHA)	32	9	2	2	3	4	11	22.3	4.2	0.6	0.32	0.9	1.54	5.1							
Brown	29	6	2	2	2	2	18	9.4	1.4	0.3	0.37	0.3	0.18	3.3	5C	11C	8C	8C	6C	2C	18C
Henderson	25	7	2	2	2	2	15	8.3	1.3	0.3	0.23	0.3	0.21	2.6	6C	9C	4C	4C	7C	2C	15C
Law	8	1	1	1	1	1	4	3.7	0.1	0.3	0.11	0.3	0.11	1.8	7	12	9	10	6	8	22
Ajinca	9	2	0	1	1	1	4	5.0	0.7	0.0	0.17	0.3	0.17	1.7	5	9	2	4	4	1	12
Diop	27	7	2	1	2	3	8	9.7	2.4	0.2	0.19	0.4	0.52	1.2	5	9	6	8	16	4	10
BOBCATS	290	61	31	15	23	16	125	242.4	40.8	20.2	7.71	15.7	5.44	95.3	51	112	43	52	64	39	133
OPPONENTS	290	56	32	14	28	14	110	242.4	39.6	20.3	7.49	15.3	6.12	93.8	50	100	38	50	63	40	136



REGULAR SEASON MISC. STATS

DOUBLE-DOUBLES

	PTS/REB	PTS/AST	PTS/BLK	REB/AST	TOTAL
Gerald Wallace	33	0	0	0	33
Tyson Chandler	5	0	0	0	5
Boris Diaw	5	0	0	0	5
Raymond Felton	0	5	0	0	5
Nazr Mohammed	4	0	0	0	4
Tyrus Thomas	3	0	0	0	3
Stephen Jackson	2	0	0	0	2
CHARLOTTE TOTALS	52	5	0	0	57
OPPONENTS	53	6	0	0	59

TRIPLE-DOUBLES

BOBCATS TOTAL	0
OPPONENTS TOTAL	3

DOUBLE-FIGURE SCORING EFFORTS

Gerald Wallace	69
Stephen Jackson	69
Raymond Felton	51
Boris Diaw	48
Ronald "Flip" Murray**	25
D.J. Augustin	20
Nazr Mohammed	19
Tyrus Thomas	14
Tyson Chandler	13
Stephen Graham	8
Larry Hughes	6
Theo Ratliff	5
Derrick Brown	4
Raja Bel I*	3
Gerald Henderson	2
Vladimir Radmanovic*	2
CHARLOTTE TOTALS	358
OPPONENTS	341

DOUBLE-FIGURE REBOUNDING EFFORTS

Gerald Wallace	36
Tyson Chandler	9
Boris Diaw	7
Nazr Mohammed	6
Tyrus Thomas	4
Stephen Jackson	2
CHARLOTTE TOTALS	64
OPPONENTS	63

DOUBLE-FIGURE ASSISTS EFFORTS

Raymond Felton	5
CHARLOTTE TOTALS	5
OPPONENTS	10

20-PLUS POINTS GAMES

Stephen Jackson	41
Gerald Wallace	31
Raymond Felton	6
Boris Diaw	8
D.J. Augustin	2
Nazr Mohammed	2
Ronald "Flip" Murray**	2
Raja Bel I*	1
Tyrus Thomas	1
CHARLOTTE TOTALS	94
OPPONENTS	97

30-PLUS POINTS GAMES

Stephen Jackson	11
Gerald Wallace	7
Ronald "Flip" Murray**	1
CHARLOTTE TOTALS	19
OPPONENTS	10

40-PLUS POINTS GAMES

Jason Richardson	1
BOBCATS TOTAL	1
OPPONENTS TOTAL	0

20-PLUS REBOUNDS GAMES

Gerald Wallace	2
Nazr Mohammed	1
CHARLOTTE TOTALS	3
OPPONENTS	1

20-PLUS POINTS/10-PLUS REBOUNDS GAMES

Gerald Wallace	19
Boris Diaw	2
Stephen Jackson	2
Nazr Mohammed	2
CHARLOTTE TOTALS	25
OPPONENTS	15

20-PLUS POINTS/10-PLUS ASSISTS GAMES

BOBCATS TOTAL	0
OPPONENTS TOTAL	1

LONGEST-CONSECUTIVE FT MADE STREAKS

	FTM	DATES
Stephen Jackson	35-35	Dec. 19 – Jan. 5
Stephen Jackson	21-21	Dec. 8 – Dec. 16
Stephen Jackson	18-18	Mar. 10 – Mar. 16
Boris Diaw	15-15	Oct. 30 – Nov. 6
Gerald Wallace	14-14	Jan. 2 – Jan. 6
Gerald Wallace	13-13	Feb. 24 – Mar. 1
Raymond Felton	13-13	Dec. 15 – Dec. 28
Derrick Brown	13-13	Jan. 16 – Jan. 23
Stephen Graham	12-12	Dec. 28 – Mar. 1
Stephen Jackson	12-12	Feb. 3 – Feb. 6

* denotes player traded to Golden State

** denotes player traded to Chicago

FRONT OFFICE

BASKETBALL OPS

PLAYERS

2009-10 REVIEW

RECORDS

PLAYOFFS

HISTORY

NBA

MISC.



2009-10 STATS

BOBCATS RECORD WHEN...

	Home	Road	Overall		Home	Road	Overall
Lead at end of the 1st quarter	19-3	7-9	26-12	Make more turnovers than opponent	13-6	3-17	16-23
Trail at end of the 1st quarter	12-5	6-19	18-24	Make fewer turnovers than opponent	14-4	8-9	22-13
Tied at end of the 1st quarter	0-2	0-0	0-2	Make equal turnovers as opponent	4-0	2-2	6-2
Lead at the end of 2nd quarter	21-3	9-6	30-9	Bobcats score less than 80 points	1-1	0-5	1-6
Trail at the end of 2nd quarter	8-6	5-22	13-28	Bobcats score 80-89 points	4-3	0-7	4-10
Tied at the end of 2nd quarter	1-1	0-0	1-1	Bobcats score 90-99 points	7-4	6-15	13-19
Lead at the end of 3rd quarter	25-2	11-5	36-7	Bobcats score 100-109 points	15-2	5-1	20-3
Trail at the end of 3rd quarter	5-8	2-23	7-31	Bobcats score 110-119 points	3-0	1-0	4-0
Tied at the end of 3rd quarter	1-0	0-0	1-0	Bobcats score 120 points or more	1-0	1-0	2-0
Shoot higher FG% than opponent	25-0	9-10	34-10	Opponent scores less than 80 points	5-0	1-1	6-1
Shoot lower FG% than opponent	6-10	4-18	10-28	Opponent scores 80-89 points	10-2	5-1	15-3
Shoot equal FG% than opponent	0-0	0-0	0-0	Opponent scores 90-99 points	11-2	4-19	15-21
Shoot 50% FG or higher	11-0	3-3	14-3	Opponent scores 100-109 points	5-5	2-7	7-12
Shoot lower than 50% FG	20-10	10-25	30-35	Opponent scores 110-119 points	0-1	1-0	1-1
				Opponent scores 120 points or more	0-0	0-0	0-0
Make more 3-PT FG than opponent	17-4	2-6	19-10	7 players score in double figures	0-0	1-0	1-0
Make fewer 3-PT FG than opponent	13-5	8-18	21-23	6 players score in double figures	4-0	3-0	7-0
Make equal 3-PT as opponent	1-1	3-4	4-5	5 players score in double figures	13-5	3-7	16-12
Attempt more FT than opponent	24-6	12-21	36-27	4 or less score in double figures	14-5	6-21	20-26
Attempt fewer FT than opponent	4-2	1-7	5-9	Outscore opponents bench	18-7	8-10	26-17
Attempt equal FT as opponent	3-2	0-0	3-2	Outscored by opponents bench	13-3	5-18	18-21
Outrebound their opponent	23-3	10-9	33-12	Score equal to opponents bench	0-0	0-0	0-0
Outrebounded by their opponent	6-7	3-18	9-25	First game of back-to-back	11-2	3-7	14-9
Equal rebounds as opponent	2-0	0-1	2-1	Second game of back-to-back	6-1	7-9	13-10

BOBCATS STARTING LINEUPS

STARTING FIVE	RECORD	WINNING PCT.
Wallace, Diaw, Chandler, Graham, Felton	1-2	.333
Wallace, Diaw, Chandler, Bell, Felton	2-3	.400
Wallace, Diaw, Chandler, Murray, Felton	0-1	.000
Wallace, Diaw, Chandler, Jackson, Felton	8-8	.500
Wallace, Diaw, Mohammed, Jackson, Felton	16-11	.593
Jackson, Diaw, Chandler, Graham, Felton	0-1	.000
Jackson, Diaw, Mohammed, Graham, Felton	0-1	.000
Wallace, Diaw, Mohammed, Jackson, Augustin	1-0	1.000
Wallace, Diaw, Ratiiff, Jackson, Felton	12-9	.571
Graham, Diaw, Ratiiff, Jackson, Felton	2-1	.667
Wallace, Diaw, Chandler, Hughes, Felton	0-1	.000
Wallace, Diaw, Ratiiff, Jackson, Augustin	1-0	1.000
Jackson, Diaw, Ratiiff, Hughes, Felton	1-0	1.000



TEAM LEADERSHIP

PLAYER	REBOUNDS	ASSISTS	STEALS	BLOCKS	POINTS
Alexis Ajinca	0	0	0	1	0
D.J. Augustin	2	0	8	8	0
Raja Bell*	1	0	0	2	1
Derrick Brown	0	0	0	3	4
Tyson Chandler	0	9	0	4	18
Boris Diaw	8	9	25	13	18
DeSagana Diop	0	0	0	0	5
Raymond Felton	7	1	50	28	3
Stephen Graham	0	0	0	4	2
Gerald Henderson	0	0	0	1	3
Larry Hughes	1	0	0	4	1
Stephen Jackson	39	10	12	29	9
Nazr Mohammed	3	6	0	1	10
Ronald "Flip" Murray**	1	0	2	6	3
Vladimir Radmanovic*	1	0	0	0	0
Theo Ratliff	0	2	0	2	13
Tyrus Thomas	2	7	0	4	10
Gerald Wallace	26	50	1	24	19

Leaders include ties

* denotes player traded to Golden State ** denotes player traded to Chicago

GAMES MISSED DUE TO INJURY / ILLNESS / SUSPENSION — TOTAL: 119

Player	Injury	Record	Games
Alexis Ajinca	Torn Ligament, Right Thumb	20-15	2/3, 2/6, 2/9, 2/10, 2/16, 2/19, 2/20, 2/22, 2/24, 2/26, 3/1, 3/3, 3/5, 3/6, 3/9, 3/10, 3/12, 3/14, 3/16, 3/17, 3/19, 3/20, 3/23, 3/24, 3/26, 3/29, 3/31, 4/2, 4/3, 4/6, 4/7, 4/9, 4/10, 4/12, 4/14
Raja Bell	Left Wrist Sprain	1-2	10/28, 10/30, 10/31
	Right Calf Strain	0-1	11/11
Tyson Chandler	Lower Back Spasms	1-1	11/20, 11/22
	Stress Reaction, Left Foot	13-9	12/26, 12/28, 12/30, 1/2, 1/3, 1/5, 1/7, 1/9, 1/12, 1/15, 1/16, 1/18, 1/20, 1/22, 1/23, 1/25, 1/26, 1/29, 1/30, 2/1, 2/3, 2/6
	Sore Left Foot and Ankle	2-5	2/19, 2/20, 2/22, 2/24, 2/26, 3/1, 3/3
DeSagana Diop	Right MCL Sprain	4-5	2/19, 2/20, 2/22, 2/24, 2/26, 3/1, 3/3, 3/5, 3/6
	Illness	3-1	3/12, 3/14, 3/16, 3/17
Raymond Felton	Right Ankle Sprain	1-0	2/10
	Flu-Like Symptoms	1-0	4/10
Larry Hughes	Fractured Fourth Left Metacarpal	2-1	3/14, 3/16, 3/17
Stephen Jackson	Right Hamstring Strain	0-1	4/9
Nazr Mohammed	Back Spasms	12-8	2/22, 2/24, 2/26, 3/1, 3/3, 3/5, 3/6, 3/9, 3/10, 3/12, 3/14, 3/16, 3/17, 3/19, 3/20, 3/23, 3/24, 3/26, 3/29, 3/31
Ronald "Flip" Murray	Left Shin	2-2	10/28, 10/30, 10/31, 11/2
	Right Ankle Sprain	1-0	12/22
Tyrus Thomas	Left Ankle Sprain	0-1	3/29
	Dislocated Right Thumb	2-1	4/7, 4/9, 4/10
Gerald Wallace	Headaches	0-1	12/20
	Sore Left Hamstring	0-1	2/3
	Left Ankle and Mid-Foot Sprain	2-1	3/14, 3/16, 3/17
	Left Foot Sprain	1-0	4/12

INACTIVE (without injury): Alexis Ajinca (38), Derrick Brown (4), DeSagana Diop (17), Gerald Henderson (3), Acie Law (17), Theo Ratliff (1)



BOBCATS HIGHS & LOWS

	HIGHS	LOWS
TOTAL PTS	125 (vs. Phoenix, Jan. 16)	59 (at Boston, Oct. 28)
PTS, 1ST QTR	43 (vs. Phoenix, Jan. 16)	10 (vs. New Jersey, Nov. 2)
PTS, 2ND QTR	41 (at Golden State, Jan. 29)	11 (at Washington, Mar. 23)
PTS, 3RD QTR	33 (vs. Toronto, Nov. 25)	10 (at Boston, Oct. 28)
PTS, 4TH QTR	34 (at Miami, Jan. 2)	10 (vs. Orlando, Nov. 10)
PTS, 1ST HALF	74 (vs. Phoenix, Jan. 16)	30 (vs. Portland, Nov. 14)
PTS, 2ND HALF	64 (vs. Toronto, Nov. 25)	26 (at Miami, Mar. 20)
PTS, OVERTIME	16 (at Phoenix, Jan. 26)	3 (vs. Orlando, Jan. 23)
FGM	46 (vs. Phoenix, Jan. 16)	21 (at Miami, Mar. 20)
FGA	93 (vs. Toronto, Nov. 25)	59 (at Milwaukee, Nov. 20)
FG%	.554 (vs. Washington, Mar. 26)	.292 (at Miami, Mar. 20)
3-PT FGM	12 (at CHI/at NYK/vs. TOR, Nov. 7/Jan. 7/Mar. 29)	0 (at BOS/at BOS, Oct. 28/Mar. 3)
3-PT FGA	29 (at Chicago, Nov. 7)	7 (vs. OKC/at NJN, Mar. 17/Apr. 12)
FTM	31 (vs. DEN/at PHI, Dec. 8/Mar. 10)	7 (at New York, Jan. 7)
FTA	43 (at Milwaukee, Nov. 20)	10 (at New York, Jan. 7)
FT%	.941 (at New Jersey, Apr. 12)	.520 (at Boston, Oct. 28)
OFF REBS	23* (at Washington, Mar. 23)	1 (vs. Chicago, Jan. 5)
DEF REBS	44 (vs. Atlanta, Nov. 6)	17 (at San Antonio, Dec. 11)
TOTAL REBS	61* (at Washington, Mar. 23)	25 (at San Antonio, Dec. 11)
ASSISTS	31 (at New Jersey, Apr. 12)	8 (at Miami, Mar. 20)
STEALS	15 (at LAC/vs. CHI, Feb. 22/Apr. 14)	2 (vs. Atlanta, Nov. 6)
TURNOVERS	23 (at Toronto, Dec. 30)	7 (at New York, Jan. 7)
BLOCKED SHOTS	16 (vs. Toronto, Nov. 25)	0 (vs. L.A. Clippers, Mar. 12)
POINTS IN THE PAINT	74 (vs. Toronto, Nov. 25)	24 (at CLE/vs. TOR, Oct. 31/Mar. 29)
SECOND CHANCE POINTS	26 (at PHX*/vs. GSW, Jan. 26/Mar. 6)	0 (vs. Chicago, Jan. 5)
FAST BREAK POINTS	41 (vs. Toronto, Nov. 25)	2 (at Cleveland, Oct. 31)

OPPONENTS HIGHS & LOWS

	HIGHS	LOWS
TOTAL PTS	110 (vs. UTA/at GSW, Dec. 19/Jan. 29)	65 (vs. Miami, Jan. 20)
PTS, 1ST QTR	35 (vs. Orlando, Nov. 10)	13 (vs. New York, Oct. 30)
PTS, 2ND QTR	35 (at NYK/vs. GSW, Dec. 20/Mar. 6)	12 (vs. Minnesota, Mar. 24)
PTS, 3RD QTR	40 (at New Orleans, Apr. 7)	7 (vs. New Jersey, Nov. 2)
PTS, 4TH QTR	32 (at San Antonio, Dec. 11)	12 (vs. MIA/vs. MIA, Jan. 20/Mar. 9)
PTS, 1ST HALF	62 (vs. Boston, Dec. 1)	32 (at Washington, Nov. 28)
PTS, 2ND HALF	65 (at New Orleans, Apr. 7)	27 (vs. New Jersey, Nov. 2)
POINTS, OVERTIME	14 (vs. Orlando, Jan. 23)	4 (at Washington, Mar. 23)
FGM	45 (at Golden State, Jan. 29)	22 (vs. Miami, Jan. 20)
FGA	98** (vs. New York, Oct. 30)	62 (at Cleveland, Oct. 31)
FG%	.591 (at San Antonio, Dec. 11)	.289 (vs. Miami, Jan. 20)
3-PT FGM	15* (at Phoenix, Jan. 26)	2 (Six Times, MR: at CHI, Apr. 3)
3-PT FGA	39* (vs. Orlando, Jan. 23)	9 (at Chicago, Nov. 7)
FTM	28 (at Toronto, Dec. 30)	5 (at MIN/vs. LAC/vs. PHI, Feb. 10/Mar. 12/Mar. 31)
FTA	31 (at ORL/at TOR/vs. MIA, Nov. 16/Dec. 30/Jan. 20)	8 (at New York, Jan. 7)
FT%	1.000 (at Atlanta, Jan. 22)	.455 (vs. Philadelphia, Mar. 31)
OFF REBS	20* (at Dallas, Dec. 12)	4 (at BOS/vs. WAS, Mar. 3/Mar. 26)
DEF REBS	41* (vs. Orlando, Jan. 23)	19 (at Toronto, Dec. 30)
TOTAL REBS	56 (at Chicago, Apr. 3)	26 (vs. Washington, Mar. 26)
ASSISTS	32 (at Atlanta, Jan. 22)	8 (vs. Portland, Nov. 14)
STEALS	14 (vs. DAN/at DAL*/at NOH, Dec. 8/Dec. 12/Apr. 7)	1 (vs. Phoenix, Jan. 16)
TURNOVERS	28 (at San Antonio, Dec. 11)	7 (vs. ATL/at LAL, Nov. 6/Feb. 3)
BLOCKED SHOTS	14 (vs. Phoenix, Jan. 16)	2 (Four Times, MR: vs. DET, Apr. 10)
POINTS IN THE PAINT	60 (at Golden State, Jan. 29)	20 (vs. Dallas, Mar. 1)
SECOND CHANCE POINTS	26 (at LAL/at UTA, Feb. 3/Feb. 24)	2 (at Atlanta, Jan. 22)
FAST BREAK POINT	39 (at Toronto, Dec. 30)	0 (at L.A. Clippers, Feb. 22)

*Denotes Number of Overtime Periods



INDIVIDUAL GAME HIGHS

BOBCATS

POINTS	43	Stephen Jackson (vs. Houston, Jan. 12)
MINS	53:08	Gerald Wallace (vs. New York, Oct. 30)
FGM	15	Stephen Jackson (vs. Minnesota, Mar. 24)
	15	Stephen Jackson (vs. Houston, Jan. 12)
FGA	28	Stephen Jackson (vs. Milwaukee, Apr. 2)
3-PT FGM	5	D.J. Augustin (vs. Orlando, Jan. 23)
	5	Boris Diaw (vs. Philadelphia, Dec. 5)
	5	Raja Bell (vs. Atlanta, Nov. 6)
3-PT FGA	10	Stephen Jackson (at Toronto, Dec. 30)
FTM	13	Gerald Wallace (at Golden State, Jan. 29)
	13	Gerald Wallace (vs. Sacramento, Jan. 18)
FTA	16	Gerald Wallace (at Golden State, Jan. 29)
OFF REBS	9	Nazr Mohammed (at L.A. Lakers, Feb. 3)
DEF REBS	17	Gerald Wallace (at New Jersey, Dec. 4)
TOTAL REBS	20	Nazr Mohammed (at Minnesota, Feb. 10)
	20	Gerald Wallace (at New Jersey, Dec. 4)
	20	Gerald Wallace (vs. New Jersey, Nov. 2)
ASSISTS	11	Raymond Felton (vs. Washington, Mar. 26)
	11	Raymond Felton (vs. L.A. Clippers, Mar. 12)
	11	Raymond Felton (vs. Miami, Mar. 9)
STEALS	6	Raymond Felton (at Sacramento, Jan. 30)
	6	Raymond Felton (vs. Denver, Dec. 8)
BLOCKS	6	Tyrus Thomas (vs. Cleveland, Feb. 19)
	6	Tyson Chandler (vs. Toronto, Nov. 25)
	6	Tyson Chandler (vs. Toronto, Nov. 25)
TURNOVERS	8	Tyson Chandler (at San Antonio, Dec. 11)
	8	Raymond Felton (at Cleveland, Oct. 31)

OPPONENTS

POINTS	36	Marcus Thornton (at New Orleans, Apr. 7)
	36	Dirk Nowitzki (at Dallas, Dec. 12)
MINS	55:34	Chris Duhon (vs. New York, Oct. 30)
FGM	14	Marcus Thornton (at New Orleans, Apr. 7)
	14	Dirk Nowitzki (at Dallas, Dec. 12)
FGA	34	Dirk Nowitzki (at Dallas, Dec. 12)
3-PT FGM	6	Quentin Richardson (at Miami, Mar. 20)
	6	Arron Afflalo (at Denver, Jan. 25)
	6	Quentin Richardson (at Miami, Jan. 2)
3-PT FGA	13	Rashard Lewis (vs. Orlando, Jan. 23)
FTM	12	Chauncey Billups (at Denver, Jan. 25)
FTA	14	Dwight Howard (at Orlando, Nov. 16)
OFF REBS	7	Nine Times
DEF REBS	17	Dwight Howard (vs. Orlando, Jan. 23)
TOTAL REBS	20	Dwight Howard (vs. Orlando, Jan. 23)
ASSISTS	13	T.J. Ford (at Indiana, Dec. 16)
STEALS	6	Jared Jeffries (vs. New York, Dec. 15)
	6	Jason Kidd (at Dallas, Dec. 12)
BLOCKS	7	Andrew Bogut (vs. Milwaukee, Apr. 2)
	7	Dwight Howard (vs. Orlando, Jan. 23)
TURNOVERS	7	Six Times

*Denotes Number of Overtime Periods

INDIVIDUAL HIGH GAMES

Player	Minutes	Field Goals	Free Throws	Offensive	Rebounds Defensive	Total	Assists	Steals	Turnovers	Blocks	Points
ALEXIS AJINCA	9 OCT. 28 at Bos.	2(2) NOV. 11 at Det.	0 — —	1 NOV. 11 at Det.	2 NOV. 20 at Milw.	2 NOV. 20 at Milw.	0 — —	1 NOV. 11 at Det.	1 (2) NOV. 20 at Milw.	1T OCT. 28 at Bos.	4 (2) NOV. 11 at Det.
D.J. AUGUSTIN	42 FEB. 10 at Minn.	8 JAN. 23 vs Ori.	9 (2) DEC. 19 vs Utah	2T MAR. 31 vs Phil.	3 (11) APR. 10 vs Det.	4 APR. 9 at Hou.	9 APR. 10 vs Det.	3 NOV. 2 vs N.J.	4 MAR. 5 vs LA-L	1T(5) APR. 14 vs Chi.	22 JAN. 23 vs Ori.
RAJA BELL	34 (2) NOV. 10 vs Ori.	9 NOV. 6 vs Atl.	2 NOV. 7 at Chi.	3 NOV. 7 at Chi.	7 NOV. 10 vs Ori.	7 NOV. 10 vs Ori.	4 (2) NOV. 7 at Chi.	3 NOV. 7 at Chi.	3 NOV. 2 vs N.J.	1 (2) APR. 14 vs Port.	24 NOV. 6 vs Atl.
DERRICK BROWN	29C JAN. 16 vs Phoe.	5(3) JAN. 16 vs Phoe.	8C JAN. 16 vs Phoe.	3C(2) JAN. 26 at Phoe.	4C DEC. 20 at N.Y.	6C DEC. 20 at N.Y.	2C(4) APR. 10 vs Det.	2C(5) MAR. 3 at Bos.	2C(4) APR. 9 at Hou.	2C(2) NOV. 25 vs Tor.	18C JAN. 16 vs Phoe.
TYSON CHANDLER	40 DEC. 20 at N.Y.	7 APR. 7 at N.O.	9 APR. 10 vs Det.	6 MAR. 12 vs LA-C	11 DEC. 20 at N.Y.	14 DEC. 20 at N.Y.	2 (2) APR. 12 at N.J.	2 (2) MAR. 20 at Miami	8C DEC. 11 at S.A.	6 NOV. 25 vs Tor.	16 APR. 7 at N.O.
BORIS DIAW	52C OCT. 30 vs N.Y.	10 (3) JAN. 15 vs S.A.	7 APR. 6 vs Atl.	6 JAN. 26 at Phoe.	9 (2) JAN. 15 vs S.A.	12 MAR. 6 vs G.S.	9 (5) APR. 6 vs Atl.	3 (4) MAR. 19 at Atl.	6 (2) DEC. 12 at Dall.	5 JAN. 5 vs Phi.	28 DEC. 5 vs Phil.
DESAGANA DIOP	27 JAN. 3 at Clev.	4 JAN. 3 at Clev.	1 (2) DEC. 30 at Tor.	3 (4) FEB. 3 at LA-L	5 (2) JAN. 16 vs Phoe.	7 (3) FEB. 3 at LA-L	2 JAN. 22 at Atl.	1 (5) JAN. 20 vs Miami	2 (3) JAN. 20 vs Miami	3 JAN. 16 vs Phoe.	8 JAN. 3 at Clev.
RAYMOND FELTON	49 OCT. 30 vs N.Y.	11 (3) MAR. 19 at Atl.	6 (3) MAR. 14 at Ori.	4 DEC. 20 at N.Y.	8 (2) JAN. 18 vs Sac.	9 (2) JAN. 18 vs Sac.	11 (3) MAR. 26 vs Wash.	6 (2) JAN. 30 at Sac.	8 OCT. 31 at Clev.	2T(4) APR. 6 vs Atl.	28 DEC. 4 at N.J.
STEPHEN GRAHAM	32 MAR. 16 at Ind.	8C MAR. 16 at Ind.	4 (2) MAR. 17 vs OKC.	2 (4) MAR. 19 at Atl.	7T MAR. 16 at Ind.	8T MAR. 16 at Ind.	2 (4) DEC. 28 vs Milw.	2T(4) APR. 7 at N.O.	3 (2) MAR. 14 at Ori.	2C DEC. 1 vs Bos.	19C(2) MAR. 17 vs OKC.

C indicates a new career-high, *T* a tied career-high.

Numbers in parentheses indicate the number of games in which a player or team has reached a given total (if more than one).

FRONT OFFICE

BASKETBALL OPS

PLAYERS

2009-10 REVIEW

RECORDS

PLAYOFFS

HISTORY

NBA

MISC.



2009-10 STATS

INDIVIDUAL HIGH GAMES continued

Player	Minutes	Field Goals	Free Throws	Rebounds		Assists	Steals	Turnovers	Blocks	Points	
				Offensive	Defensive						Total
GERALD HENDERSON	25C OCT. 28 at Bos.	6C APR. 12 at N.J.	4C NOV. 25 vs Tor.	3C APR. 12 at N.J.	4C(2) APR. 12 at N.J.	7C APR. 12 at N.J.	2C(3) APR. 14 vs Chi.	2C(3) APR. 14 vs Chi.	2C(2) MAR. 16 at Ind.	2C DEC. 5 vs Phil.	15C NOV. 25 vs Tor.
LARRY HUGHES N.Y.-Sac.-Cha.	41(2) APR. 9 at Hou.	8(2) DEC. 7 vs Port.	14C DEC. 6 vs N.J.	2(6) MAR. 31 vs Phil.	8 NOV. 18 at Ind.	10 NOV. 18 at Ind.	12 DEC. 1 vs Phoe.	4(4) DEC. 1 vs Phoe.	6 DEC. 15 at Cha.	2(2) MAR. 31 vs Phil.	25 DEC. 6 vs N.J.
LARRY HUGHES Cha.	41 APR. 9 at Hou.	6 APR. 10 vs Det.	5 MAR. 29 vs Tor.	2 MAR. 31 vs Phil.	5 APR. 3 at Chi.	6 APR. 3 at Chi.	5 APR. 10 vs Det.	3 APR. 14 vs Chi.	5 APR. 10 vs Det.	2 MAR. 31 vs Phil.	18 NOV. 10 vs Det.
STEPHEN JACKSON G.S.-Cha.	48 MAR. 19 at Atl.	15(2) MAR. 24 vs Minn.	11 DEC. 30 at Tor.	4(4) APR. 12 at N.J.	9(2) MAR. 10 at Phil.	11 FEB. 26 at Mem.	15C NOV. 9 vs Minn.	5(3) JAN. 18 vs Sac.	7(2) JAN. 22 at Atl.	3 APR. 2 vs Phil.	43C JAN. 12 vs Hou.
STEPHEN JACKSON Cha.	48 MAR. 19 at Atl.	15(2) MAR. 24 vs Minn.	11 DEC. 30 at Tor.	4(4) APR. 12 at N.J.	9(2) MAR. 10 at Phil.	11 FEB. 26 at Mem.	8(2) JAN. 30 at Sac.	5(2) JAN. 18 vs Sac.	7(2) JAN. 22 at Atl.	3 APR. 2 vs Miw.	43C JAN. 12 vs Hou.
ACIE LAW	8(2) JAN. 20 vs Miami	1(5) FEB. 10 at Minn.	2(3) JAN. 25 at Den.	0 —	1 NOV. 25 vs Tor.	1 NOV. 25 vs Tor.	1(3) JAN. 25 at Den.	1 DEC. 22 vs Det.	1(3) FEB. 10 at Minn.	1T DEC. 22 vs Det.	4(2) JAN. 25 at Den.
NAZR MOHAMMED	40(2) FEB. 10 at Minn.	9(2) FEB. 10 at Minn.	9 DEC. 8 vs Den.	9 FEB. 3 at LA-L	16C FEB. 10 at Minn.	20T FEB. 10 at Minn.	2(6) APR. 9 at Hou.	2(3) APR. 14 vs Chi.	4 FEB. 3 at LA-L	3(4) DEC. 28 vs Miw.	23 FEB. 3 at LA-L
RONALD MURRAY	34 NOV. 16 at Ori.	13C NOV. 16 at Ori.	8(2) FEB. 1 at Port.	2(2) DEC. 4 at N.J.	6 DEC. 28 vs Miw.	6(2) DEC. 28 vs Miw.	9 JAN. 22 at Atl.	2(6) FEB. 9 vs Wash.	4 JAN. 9 vs Mem.	2(2) FEB. 10 at Minn.	31T NOV. 16 at Ori.
VLADIMIR RADMANOVIC	37 OCT. 30 vs N.Y.	4(2) NOV. 7 at Chi.	2 OCT. 31 at Clev.	2(2) NOV. 10 vs Ori.	7 OCT. 30 vs N.Y.	8 OCT. 30 vs N.Y.	2(2) NOV. 2 vs N.J.	1(3) NOV. 10 vs Ori.	2(2) NOV. 7 at Chi.	1 OCT. 30 vs N.Y.	12(2) NOV. 7 at Chi.
THEO RATLIFF S.A.-Cha.	32 MAR. 14 at Ori.	5(3) MAR. 23 at Wash.	4(4) MAR. 31 vs Phil.	5 MAR. 23 at Wash.	7(2) MAR. 14 at Ori.	11 NOV. 21 vs Wash.	2(6) APR. 14 vs Chi.	2(3) MAR. 26 vs Wash.	3(2) MAR. 23 at Wash.	4(4) MAR. 24 vs Minn.	11 MAR. 6 vs G.S.
THEO RATLIFF Cha.	32 MAR. 14 at Ori.	5(2) MAR. 23 at Wash.	4(4) MAR. 31 vs Phil.	5 MAR. 23 at Wash.	7 MAR. 14 at Ori.	9(3) APR. 2 vs Miw.	2(3) APR. 14 vs Chi.	2(2) MAR. 26 vs Wash.	3 MAR. 23 at Wash.	4(3) MAR. 24 vs Minn.	11 MAR. 6 vs G.S.
TYRUS THOMAS Chi.-Cha.	36(2) FEB. 10 vs Ori.	10T DEC. 26 vs N.O.	11 DEC. 31 at Det.	6T JAN. 14 at Bos.	13T DEC. 29 vs Ind.	15 DEC. 29 vs Ind.	4 FEB. 10 vs Ori.	6C JAN. 11 vs Det.	6 JAN. 9 vs Minn.	6(2) FEB. 19 vs Clev.	21 DEC. 26 vs N.O.
TYRUS THOMAS Cha.	31(3) MAR. 5 vs LA-L	7(2) MAR. 5 vs LA-L	8 FEB. 24 at Utah	3(6) MAR. 24 vs Minn.	11 FEB. 19 vs Clev.	12(2) MAR. 1 vs Dall.	3(4) MAR. 12 vs LA-C	3(2) MAR. 24 vs Minn.	4 FEB. 20 at Miw.	6 FEB. 19 vs Clev.	20 FEB. 24 at Utah
GERALD WALLACE	53 OCT. 30 vs N.Y.	12 JAN. 30 at Sac.	13(2) JAN. 29 at G.S.	7 NOV. 2 vs N.J.	17C DEC. 4 at N.J.	20C(2) DEC. 4 at N.J.	5(4) FEB. 22 at LA-C	4(7) APR. 24 vs Minn.	5(4) MAR. 20 at Miami	5(3) MAR. 6 vs G.S.	38 JAN. 30 at Sac.
BOBCATS High Games	290 OCT. 30 vs N.Y.	46 JAN. 16 vs Phoe.	31(2) MAR. 10 at Phil.	23 MAR. 23 at Wash.	44 NOV. 6 vs Atl.	61 MAR. 23 at Wash.	31 APR. 12 at N.J.	15(2) APR. 14 vs Chi.	23 DEC. 30 at Tor.	16 NOV. 25 vs Tor.	125 JAN. 16 vs Phoe.
BOBCATS Low Games	240(75) APR. 14 vs Chi.	21 MAR. 20 at Miami	7 JAN. 7 at N.Y.	1 JAN. 5 vs Chi.	17 DEC. 11 at S.A.	25 DEC. 11 at S.A.	8 MAR. 20 at Miami	2 NOV. 6 vs Atl.	7 JAN. 7 at N.Y.	0 MAR. 12 vs LA-C	59 OCT. 28 at Bos.
OPPONENTS High Games	290 OCT. 30 vs N.Y.	45 JAN. 29 at G.S.	28 DEC. 30 at Tor.	20 DEC. 12 at Dall.	41 JAN. 23 vs Ori.	56 APR. 3 at Chi.	32 JAN. 22 at Atl.	14(3) APR. 7 at N.O.	28 DEC. 11 at S.A.	14 JAN. 16 vs Phoe.	110(2) JAN. 29 at G.S.
OPPONENTS Low Games	240(75) APR. 14 vs Chi.	22 JAN. 20 vs Miami	5(3) MAR. 31 vs Phil.	4(2) MAR. 26 vs Wash.	19 DEC. 30 at Tor	26 MAR. 26 vs Wash.	8 NOV. 14 vs Port.	1 JAN. 16 vs Phoe.	7(2) FEB. 3 at LA-L	2(4) APR. 10 vs Det.	65 JAN. 20 vs Miami

"C" indicates a new career-high, "T" a tied career-high.

Numbers in parentheses indicate the number of games in which a player or team has reached a given total (if more than one).

RECORDS





BOBCATS TEAM HIGHS

BOBCATS TEAM HIGHS

POINTS

Game	133	vs. L.A. Lakers***	12/29/06
	126	at New York	1/12/07
	125	vs. Phoenix	1/16/10
	125	vs. Atlanta	3/28/06
Half	74	vs. Phoenix (1st)	1/16/10
	74	at Phoenix (1st)	2/25/06
	69	vs. Orlando (1st)	3/21/06
Quarter	43	vs. Phoenix (1st)	1/16/10
	42	vs. L.A. Lakers (2nd)	12/29/06
Overtime	19	at Miami (1st)	4/8/07
	17	vs. Boston (1st)	1/6/09

REBOUNDS

Game	64	vs. L.A. Lakers***	12/29/06
	61	at Washington	3/23/10
Half	35	vs. Philadelphia (2nd)	2/8/06
Quarter	20	vs. Philadelphia (1st)	12/5/09
Overtime	9	at L.A.Lakers (1st)	1/26/07

OFFENSIVE REBOUNDS

Game	23	at Washington	3/23/10
	23	vs. Phoenix	11/6/07
	23	at New York	2/27/04
	21	Six times	
Half	15	vs. Milwaukee (2nd)	1/15/07
Quarter	10	vs. Phoenix (4th)	11/6/07
	10	vs. Milwaukee (3rd)	3/30/07
	10	vs. Milwaukee (4th)	1/15/07
	10	at Dallas (1st)	3/19/05
Overtime	4	at Orlando (1st)	2/17/09
	4	at L.A. Lakers (1st)	1/26/07

DEFENSIVE REBOUNDS

Game	44	vs. L.A. Lakers***	12/29/06
	43	vs. New York	10/30/09
	43	vs. Seattle	11/17/07
Half	25	vs. Philadelphia (2nd)	2/8/06
Quarter	15	vs. Atlanta (4th)	11/6/09
Overtime	6	vs. Chicago (1st)	12/16/08
	6	at Indiana (1st)	11/28/08
	6	at Cleveland (1st)	1/11/08
	6	at Detroit (1st)	11/21/04

ASSISTS

Game	39	vs. Orlando	3/12/07
	39	at Milwaukee	4/14/07
	36	vs. Washington	4/3/07
Half	21	at Dallas (1st)	3/12/08
	21	at Milwaukee (2nd)	4/14/07
	21	vs. Washington (1st)	4/3/07
	21	vs. Orlando (1st)	3/12/07
Quarter	14	vs. Atlanta (1st)	3/6/09
Overtime	4	at Miami (1st)	4/8/07
	4	vs. Houston (1st)	1/10/06

STEALS

Game	20	at Miami*	4/8/07
	20	at Miami	11/12/05
	19	vs. Milwaukee	1/13/06

STEALS continued

Half	12	at Miami (1st)	4/8/07
	12	vs. Milwaukee (2nd)	1/13/06
Quarter	9	vs. Miami (4th)	11/12/05
Overtime	3	vs. Washington (1st)	11/21/08

TURNOVERS

Game	29	at Philadelphia	11/7/07
	29	vs. Denver	11/12/06
	27	at Houston	2/10/07
Half	18	at Houston (2nd)	2/10/07
Quarter	10	vs. Detroit (1st)	12/13/08
	10	vs. Boston (2nd)	11/29/08
	10	vs. Seattle (3rd)	11/10/06
	10	at Golden State (3rd)	12/12/04
Overtime	4	at Cleveland (1st)	1/11/08

BLOCKED SHOTS

Game	16	vs. Toronto	11/25/09
	15	vs. Boston	12/16/06
Half	8	vs. San Antonio (2nd)	1/15/10
	8	vs. Detroit (2nd)	12/22/09
	8	at New York (1st)	1/12/07
	8	vs. Boston (1st)	12/16/06
Quarter	7	vs. Minnesota (2nd)	3/24/10
	7	vs. Boston (3rd)	12/16/06
Overtime	2	vs. Chicago (1st)	12/16/08
	2	vs. Atlanta (1st)	2/13/08
	2	vs. Washington (1st)	11/21/08
	2	at Atlanta (1st)	4/11/05

PERSONAL FOULS

Game	37	vs. Utah	11/7/05
	36	vs. Cleveland	11/4/06
	36	at Utah	2/1/05
Half	21	vs. New York (2nd)	4/18/07
	21	at Utah (2nd)	2/1/05
	21	vs. Utah (2nd)	11/16/05
Quarter	16	at Boston (3rd)	10/28/09
	16	at Utah (3rd)	2/1/05
Overtime	11	vs. Portland (1st)	2/9/07

FIELD GOALS MADE

Game	51	vs. Washington	4/3/07
	50	at Memphis	12/19/08
	50	vs. Atlanta	3/28/06
Half	29	at Phoenix (1st)	2/25/06
	29	vs. Seattle (1st)	2/6/06
Quarter	17	vs. Phoenix (1st)	1/16/10
	17	vs. Atlanta (1st)	3/6/09
	17	vs. Memphis (3rd)	1/19/08
Overtime	6	at Miami (1st)	4/8/07

FIELD GOALS ATTEMPTED

Game	112	vs. L.A. Lakers***	12/29/06
	109	at Phoenix	12/10/04
Half	59	at Phoenix (1st)	12/10/04
Quarter	33	at Phoenix (2nd)	12/10/04
Overtime	11	at Orlando (1st)	2/17/09
	11	vs. Washington (1st)	11/21/07

FRONT OFFICE

BASKETBALL OPS

PLAYERS

2009-10 REVIEW

RECORDS

PLAYOFFS

HISTORY

NBA

MISC.



FIELD GOAL PERCENTAGE

Game	.658	at Memphis (50-76)	12/19/08
	.646	vs. Atlanta (42-65)	1/20/07
Half	.722	at Memphis (1st) (26-36)	12/19/08
Quarter	.824	vs. Miami (1st) (14-17)	1/20/10
Overtime	.857	at Miami (1st) (6-7)	4/8/07

THREE-POINT FIELD GOALS MADE

Game	14	vs. Orlando	3/12/07
	12	vs. Toronto	3/29/10
	12	at Chicago	11/7/09
	12	at Cleveland **	1/11/08
	12	vs. Sacramento	3/14/07
Half	8	at Chicago (1st)	11/7/09
	8	vs. Sacramento (2nd)	2/22/08
	8	at Milwaukee (2nd)	4/14/07
	8	vs. New York (1st)	3/11/06
Quarter	6	at Miami (4th)	1/2/10
	6	at Chicago (1st)	11/7/09
Overtime	3	at Miami (1st)	4/8/07

THREE-POINT FIELD GOAL PERCENTAGE

Game	.750	vs. Orlando (3-4)	11/6/04
	.727	vs. Boston (8-11)	11/24/07
Half	1.000	vs. Boston (2nd) (4-4)	11/24/07
	1.000	at San Antonio (1st) (2-2)	1/24/06
	1.000	vs. Boston (1st) (1-1)	11/5/05
Quarter	1.000	Several times	
Overtime	1.000	at Miami (1st) (3-3)	4/8/07
	1.000	vs. Cleveland (1st) (2-2)	3/20/07
	1.000	at Cleveland (1st) (1-1)	1/11/05

BOBCATS TEAM LOWS

POINTS

Game	59	at Boston	10/28/09
	62	vs. Houston	12/8/06
	63	at Philadelphia	11/7/07
Half	24	at Orlando (2nd)	1/5/07
Quarter	8	at Toronto (3rd)	1/22/07
Overtime	4	vs. Boston (1st)	11/5/05
	4	at L.A. Clippers (2nd)	12/6/04

REBOUNDS

Game	21	at Utah	3/5/07
	24	at Chicago	12/1/07
Half	9	vs. New York (2nd)	4/18/07
	9	at Utah (2nd)	3/5/07
	9	at Dallas (1st)	3/19/05
Quarter	1	vs. Atlanta (2nd)	1/20/07
Overtime	1	at New Jersey (1st)	4/15/08
	1	at Cleveland (1st)	1/11/05

OFFENSIVE REBOUNDS

Game	1	vs. Chicago	1/5/10
	3	at New York	1/12/07
	3	at Utah	3/1/06
Half	0	Six times	
Quarter	0	Several times	
Overtime	0	Eight times	

FREE THROWS MADE

Game	43	at Golden State	12/2/05
	41	at Boston*	11/8/06
Half	26	vs. Cleveland (2nd)	12/8/07
Quarter	21	vs. Cleveland (4th)	12/8/07
Overtime	10	vs. Boston (1st)	1/6/09
	10	vs. Chicago (1st)	12/16/08

FREE THROWS ATTEMPTED

Game	52	at Boston*	11/8/06
	52	at Golden State	12/2/05
	52	vs. Dallas	11/11/05
Half	36	vs. Orlando (2nd)	11/6/04
Quarter	27	vs. Milwaukee (4th)	11/2/07
Overtime	13	vs. Chicago (1st)	12/16/08

FREE THROW PERCENTAGE

Game	.947	vs. Toronto (18-19)	3/16/09
	.947	at Washington (18-19)	4/17/05
	.941	at New Jersey (16-17)	4/12/10
Half	1.000	Several times	
Quarter	1.000	Several times	
Overtime	1.000	Several times	

*Denotes Number of Overtime Periods

DEFENSIVE REBOUNDS

Game	14	at New Jersey	11/30/04
Half	5	at New Jersey (1st)	11/30/04
Quarter	1	at Denver (4th)	1/30/09
	1	at L.A. Clippers (4th)	1/28/08
	1	vs. New York (4th)	11/23/05
	1	vs. Cleveland (2nd)	1/3/05
Overtime	0	at New Jersey (1st)	4/15/08
	0	vs. New Jersey (1st)	3/24/07

ASSISTS

Game	11	vs. Phoenix	11/6/07
	11	vs. Toronto	2/10/06
	11	vs. Chicago	12/28/05
Half	3	vs. Chicago (2nd)	2/26/05
Quarter	0	vs. Chicago (3rd)	2/26/05
Overtime	0	vs. Sacramento (1st)	2/22/08
	0	at New York (1st)	12/20/06
	0	vs. Miami (1st)	3/6/06
	0	at Detroit (1st)	11/21/04

FRONT OFFICE

BASKETBALL OPS

PLAYERS

2009-10 REVIEW

RECORDS

PLAYOFFS

HISTORY

NBA

MISC.



BOBCATS TEAM LOWS

BOBCATS TEAM LOWS *continued*

FRONT OFFICE

STEALS

Game	0	vs. Atlanta	3/6/09
	2	vs. Atlanta	11/06/10
	2	vs. Boston	11/24/07
	2	vs. Cleveland	3/20/07
	2	at L.A. Clippers	2/26/07
Half	0	Several times	
Quarter	0	Several times	
Overtime	0	Several times	

BASKETBALL OPS

TURNOVERS

Game	5	at Boston	1/4/06
	5	vs. L.A. Lakers	3/12/05
Half	1	vs. Atlanta (1st)	2/6/09
	1	vs. Boston (1st)	1/6/09
	1	vs. Memphis (1st)	3/10/07
	1	vs. Orlando (1st)	3/21/06
	1	vs. L.A. Lakers (1st)	3/12/05
Quarter	0	Several times	
Overtime	0	Several times	

PLAYERS

BLOCKED SHOTS

Game	0	Six times	
Half	0	Several times	
Quarter	0	Several times	
Overtime	0	Several times	

2009-10 REVIEW

PERSONAL FOULS

Game	10	vs. Minnesota	4/8/08
	12	at Miami	3/31/10
	12	vs. L.A. Lakers	3/31/09
Half	2	at Atlanta (1st)	1/22/10
	2	vs. New Jersey (1st)	11/2/09
	2	vs. Minnesota (1st)	4/8/08
Quarter	0	at New Jersey (1st)	4/12/10
	0	vs. L.A. Lakers (4th)	3/31/09
	0	at Philadelphia (1st)	3/23/07
	0	at Indiana (1st)	1/18/06
Overtime	0	Five times	

PLAYOFFS

FIELD GOALS MADE

Game	21	at Miami	3/20/10
	21	vs. Toronto	2/10/06
	22	at San Antonio	2/19/08
Half	8	vs. New Jersey (1st)	11/2/09
	8	at New Jersey (2nd)	4/15/08
Quarter	2	at Miami (4th)	3/20/10
	2	at Washington (4th)	3/8/08
Overtime	1	vs. Sacramento (1st)	2/22/08
	1	at L.A. Clippers (2nd)	12/6/04

HISTORY

FIELD GOALS ATTEMPTED

Game	59	vs. Detroit	11/3/08
	62	vs. Philadelphia	11/24/08
Half	26	at Milwaukee (2nd)	11/20/09
	26	vs. Detroit (2nd)	11/3/08
Quarter	9	vs. Cleveland (4th)	12/8/07
Overtime	4	vs. Boston (1st)	1/6/09
	4	vs. Chicago (1st)	12/16/08
	4	vs. Atlanta (1st)	2/13/08

NBA

MISC.

FIELD GOAL PERCENTAGE

Game	.282	at Seattle (22-78)	2/19/08
	.284	vs. Houston (23-81)	12/8/06
Half	.165	at Miami (2nd) (6-36)	3/20/10
Quarter	.133	at Miami (4th) (2-15)	3/20/10
	.133	at Washington (4th) (2-15)	3/8/08
Overtime	.100	vs. Sacramento (1st) (1-10)	2/22/08

THREE-POINT FIELD GOALS MADE

Game	0	at Boston	3/3/10
	0	at New Jersey	4/13/09
	0	at Philadelphia	11/7/07
	0	at Orlando	1/7/05
Half	0	Several times	
Quarter	0	Several times	
Overtime	0	Several times	

THREE-POINT FIELD GOALS ATTEMPTED

Game	2	vs. Detroit	11/23/04
	3	at Atlanta	12/27/05
Half	0	vs. Detroit (2nd)	11/23/04
Quarter	0	Several times	
Overtime	0	Five times	

THREE-POINT FIELD GOAL PERCENTAGE

Game	.000	at Boston (0-9)	3/3/10
	.000	at New Jersey (0-6)	4/13/09
	.000	at Philadelphia (0-13)	11/7/07
	.000	at Orlando (0-11)	1/7/05
Half	.000	Several times	
Quarter	.000	Several times	
Overtime	.000	Several times	

FREE THROWS MADE

Game	5	at Boston **	4/1/09
	6	at Miami	2/8/08
	6	at New Orleans	1/18/08
	6	vs. Indiana	12/29/04
Half	1	Six times	
Quarter	0	Several times	
Overtime	0	Several times	

FREE THROWS ATTEMPTED

Game	7	at Boston **	4/1/09
	7	at New Orleans	1/18/08
	10	vs. Memphis	1/19/08
Half	1	at Boston (1st)	4/1/09
Quarter	0	Several times	
Overtime	0	Several times	

FREE THROW PERCENTAGE

Game	.450	at Atlanta (9-20)	1/15/05
	.467	at Cleveland (7-15)	3/16/08
Half	.222	at New Orleans (2nd) (2-9)	11/14/06
Quarter	.000	Several times	
Overtime	.000	at Orlando (1st) (0-2)	2/17/09
	.000	at Cleveland (1st) (0-1)	1/11/08
	.000	at Boston (1st) (0-1)	11/8/06
	.000	vs. Boston (1st) (0-2)	11/5/05

*Denotes Number of Overtime Periods



BOBCATS INDIVIDUAL HIGHS

POINTS

Game	43	Stephen Jackson vs. Houston	1/12/10
	42	Jason Richardson vs. Golden State	3/5/08
	42	Gerald Wallace vs. New York	1/31/07
	41	Gerald Wallace vs. Atlanta	3/28/06
Half	27	Gerald Wallace vs. Atlanta (2nd)	3/28/06
	26	Jason Richardson vs. Golden State (1st)	3/5/08
	26	Adam Morrison at Minnesota (2nd)	2/21/07
Quarter	19	Gerald Wallace at Sacramento (3rd)	1/30/10
Overtime	11	D.J. Augustin vs. Boston (1st)	1/6/09

REBOUNDS

Game	25	Emeka Okafor vs. L.A. Lakers***	12/29/06
	23	Emeka Okafor vs. Indiana	11/09/07
Half	15	Emeka Okafor vs. New York (2nd)	12/4/04
Quarter	11	Emeka Okafor vs. New York (4th)	12/4/04
Overtime	4	Nine times	

OFFENSIVE REBOUNDS

Game	11	Emeka Okafor at Minnesota	2/21/07
	11	Emeka Okafor at New York	12/27/04
	10	Emeka Okafor at Memphis	4/10/05
Half	7	Emeka Okafor at Indiana (1st)	11/28/08
	7	Emeka Okafor at Minnesota (2nd)	2/21/07
	7	Emeka Okafor vs. Dallas (2nd)	1/21/05
Quarter	6	Emeka Okafor vs. Toronto (3rd)	3/2/08
	6	Emeka Okafor vs. Milwaukee (3rd)	3/30/07
	6	Theron Smith at New York (1st)	2/13/05
	6	Emeka Okafor vs. Dallas (4th)	1/21/05
Overtime	3	Gerald Wallace vs. Cleveland (1st)	3/20/07
	3	Emeka Okafor at L.A. Lakers (1st)	1/26/07

DEFENSIVE REBOUNDS

Game	19	Emeka Okafor vs. L.A. Lakers***	12/29/06
	17	Emeka Okafor vs. Chicago	2/14/07
Half	13	Emeka Okafor vs. New York (2nd)	12/4/04
Quarter	9	Emeka Okafor vs. New York (4th)	12/4/04
Overtime	4	Gerald Wallace vs. Portland (1st)	2/9/07

ASSISTS

Game	20	Brevin Knight at Cleveland *	1/11/05
	19	Raymond Felton at Indiana	12/30/06
	19	Brevin Knight vs. Detroit	11/23/04
Half	13	Brevin Knight vs. L.A. Lakers (2nd)	3/12/05
Quarter	8	Raymond Felton at Indiana (1st)	4/12/08
	8	Brevin Knight at Cleveland (3rd)	12/13/06
	8	Brevin Knight vs. Detroit (3rd)	12/3/06
Overtime	3	Brevin Knight at Miami (1st)	4/8/07
	3	Brevin Knight vs. Houston (1st)	1/10/06
	3	Brevin Knight at Cleveland (1st)	1/11/05

STEALS

Game	8	Jason Richardson at New Jersey	4/15/08
	8	Gerald Wallace vs. Milwaukee	1/13/06
	8	Brevin Knight at Orlando	3/24/05
	7	Raymond Felton vs. Milwaukee	11/22/08
	7	Gerald Wallace vs. Memphis	1/19/08
Half	7	Jason Richardson at New Jersey (1st)	4/15/08
Quarter	5	Gerald Wallace vs. Milwaukee (2nd)	1/13/06
	5	Eddie House at Boston (1st)	11/12/04
Overtime	1	Several times	

TURNOVERS

Game	9	Raymond Felton vs. Cleveland*	3/20/07
	8	Tyson Chandler at San Antonio	12/11/09
	8	Raymond Felton at Cleveland	10/31/09
	8	Boris Diaw at Utah	2/2/09
	8	Gerald Wallace vs. Milwaukee	1/6/08
	8	Brevin Knight vs. L.A. Lakers	2/3/06
Half	6	Boris Diaw vs. Sacramento (2nd)	3/18/09
	6	Gerald Wallace vs. Milwaukee	1/6/08
	6	Brevin Knight vs. L.A. Lakers (2nd)	2/3/06
	6	Raymond Felton vs. New Orleans (1st)	1/16/06
Quarter	5	Gerald Wallace vs. Indiana (3rd)	1/18/06
	5	Raymond Felton vs. New Orleans (2nd)	1/16/06
Overtime	2	Emeka Okafor vs. New Orleans	2/13/08
	2	Emeka Okafor at Cleveland (1st)	1/11/08
	2	Keith Bogans at L.A. Clippers (2nd)	12/6/04

BLOCKED SHOTS

Game	10	Emeka Okafor at New York	1/12/07
	8	Emeka Okafor vs. Boston	12/16/06
	8	Emeka Okafor vs. Dallas	11/20/06
Half	8	Emeka Okafor at New York (1st)	1/12/07
Quarter	5	Emeka Okafor at New York (1st)	1/12/07
	5	Emeka Okafor vs. Dallas (2nd)	11/20/06
	5	Gerald Wallace at Chicago (4th)	12/20/05
Overtime	2	Emeka Okafor vs. Atlanta (1st)	2/13/08

PERSONAL FOULS

Game	6	Several times	
Half	5	Several times	
Quarter	5	Derek Anderson vs. New York (4th)	4/18/07
	5	Kevin Burleson at Detroit (4th)	3/12/06
Overtime	5	Matt Carroll vs. Portland (1st)	2/9/07

FIELD GOALS MADE

Game	17	Gerald Wallace vs. Atlanta	3/28/06
	16	Jason Richardson vs. Memphis	1/19/08
Half	11	Gerald Wallace vs. Atlanta (2nd)	3/28/06
Quarter	9	Gerald Wallace vs. Milwaukee (3rd)	11/2/07
Overtime	3	Walter Herrmann at Miami (1st)	4/8/07
	3	Adam Morrison at Phoenix (1st)	3/7/07
	3	Raymond Felton vs. Cleveland (1st)	3/22/06

FIELD GOALS ATTEMPTED

Game	32	Jason Richardson vs. Golden State	3/5/08
	30	Gerald Wallace vs. Orlando	1/16/08
Half	18	Jason Richardson vs. Golden State (1st)	3/5/08
Quarter	12	Jumaine Jones vs. Chicago (1st)	3/31/06
Overtime	5	Raymond Felton vs. Cleveland (1st)	3/20/07
	5	Raymond Felton at Cleveland (1st)	3/22/06

THREE-POINT FIELD GOALS MADE

Game	7	D.J. Augustin at Atlanta	11/21/08
	7	Jason Richardson vs. Philadelphia	1/26/08
	6	Eight times	
Half	5	Eight times	
Quarter	4	Jason Richardson vs. Washington (1st)	12/26/07
	4	Jason Richardson vs. Seattle (3rd)	11/17/07
	4	Matt Carroll vs. Minnesota (2nd)	4/4/06
	4	Jumaine Jones vs. New York (1st)	3/11/06
Overtime	2	Jason Richardson at New Jersey (1st)	4/15/08
	2	Gerald Wallace vs. Indiana (1st)	12/31/07

FRONT OFFICE

BASKETBALL OPS

PLAYERS

2009-10 REVIEW

RECORDS

PLAYOFFS

HISTORY

NBA

MISC.



BOBCATS INDIVIDUAL HIGHS

THREE-POINT FIELD GOALS ATTEMPTED

Game	13	Jason Richardson at Boston	2/29/08
	13	Jumaine Jones at Cleveland*	3/22/06
	12	Jason Richardson vs. L.A. Lakers	3/26/08
	12	Jason Richardson vs. Golden State	3/5/08
Half	9	V. Radmanovic vs. Washington (2nd)	2/11/09
Quarter	6	Five times	
Overtime	3	Walter Herrmann at Miami (1st)	4/8/07

FREE THROWS MADE

Game	16	Gerald Wallace vs. Indiana*	12/31/07
	15	Gerald Wallace vs. Indiana	2/18/09
Half	11	Raymond Felton vs. Cleveland (2nd)	12/8/07
	11	Matt Carroll at Houston (2nd)	1/25/06
Quarter	11	Raymond Felton vs. Cleveland (4th)	12/8/07
Overtime	5	Derek Anderson vs. L.A. Lakers (3rd)	12/29/06

FREE THROWS ATTEMPTED

Game	22	Gerald Wallace vs. Indiana*	12/31/07
	18	Emeka Okafor vs. Golden State	3/5/08
Half	14	Emeka Okafor vs. Golden State (2nd)	3/5/08
Quarter	12	Raymond Felton vs. Cleveland (4th)	12/8/07
Overtime	5	Derek Anderson vs. L.A. Lakers (3rd)	12/29/06

MINUTES

Game	57	Raymond Felton vs. L.A. Lakers***	12/29/06
	55	Raymond Felton at Cleveland**	1/11/08
	55	Jason Richardson at Cleveland**	1/11/08

*Denotes Number of Overtime Periods



FRONT OFFICE

BASKETBALL OPS

PLAYERS

2009-10 REVIEW

RECORDS

PLAYOFFS

HISTORY

NBA

MISC.



OPPONENTS TEAM HIGHS

POINTS

Game	136	at Phoenix	2/25/06
	135	at Sacramento	2/28/07
	131	at Golden State	1/27/07
Half	73	at Sacramento (2nd)	2/28/07
	72	vs. Minnesota (2nd)	4/8/08
Quarter	43	vs. Denver (2nd)	1/14/08
	43	at Portland (3rd)	3/1/07
	41	vs. Washington (1st)	12/27/07
	41	vs. New Orleans (2nd)	1/16/06
	41	vs. Phoenix (2nd)	3/23/05
Overtime	21	vs. Portland (1st)	2/9/07
	18	vs. New Jersey (1st)	12/27/08
	18	at New Jersey (1st)	4/15/08

REBOUNDS

Game	63	at Cleveland **	1/11/08
	63	at San Antonio*	11/15/06
	57	at Dallas	3/3/06
	57	vs. L.A. Clippers	12/23/05
	57	at Golden State	12/2/05
Half	34	at Sacramento (2nd)	1/30/08
	34	at Miami (1st)	11/12/05
Quarter	22	vs. Golden State (2nd)	3/8/06
Overtime	8	at Orlando (1st)	2/17/09
	8	at San Antonio (1st)	11/15/06

OFFENSIVE REBOUNDS

Game	24	at San Antonio*	11/15/06
	23	at Portland	3/29/08
Half	16	at Utah (1st)	3/25/08
Quarter	13	vs. Golden State (2nd)	3/8/06
Overtime	6	at San Antonio (1st)	11/15/06

DEFENSIVE REBOUNDS

Game	48	at Cleveland**	1/11/08
	45	at San Antonio	2/19/08
	45	at Miami	11/12/05
Half	28	at Miami (1st)	11/12/05
Quarter	17	vs. New Jersey (1st)	2/8/08
Overtime	6	at Indianapolis (1st)	11/28/08
	6	vs. Sacramento (1st)	2/22/08
	6	at Cleveland (2nd)	1/11/08

ASSISTS

Game	40	at Denver	3/16/05
	37	vs. Milwaukee	2/22/05
Half	21	at Denver (1st)	3/16/05
Quarter	12	vs. L.A. Clippers (1st)	3/16/07
	12	vs. New Jersey (3rd)	2/15/06
	12	at Atlanta (1st)	4/11/05
Overtime	6	at New Jersey (1st)	4/15/08

STEALS

Game	20	at Houston	2/10/07
	17	at Philadelphia	11/7/07
Half	13	at Houston (2nd)	2/10/07
	13	at Washington (2nd)	4/17/05
Quarter	8	at Houston (4th)	2/10/07
Overtime	2	at Cleveland (1st)	1/11/08

TURNOVERS

Game	28	at San Antonio	12/11/09
	27	at Miami	11/12/05
Half	15	Six times	
Quarter	11	vs. Minnesota (2nd)	4/4/06
	11	at Miami (4th)	11/12/05
Overtime	4	vs. Boston (1st)	1/6/09

BLOCKED SHOTS

Game	14	vs. Phoenix	1/16/10
	13	vs. Miami	3/20/10
Half	8	vs. Portland (2nd)	2/9/07
	8	at Memphis (1st)	4/10/05
Quarter	6	at Atlanta (4th)	12/15/08
	6	vs. Cleveland (1st)	12/6/08
	6	at Sacramento (4th)	1/30/08
	6	vs. Chicago (4th)	12/28/05
Overtime	4	vs. Sacramento (1st)	2/22/08

PERSONAL FOULS

Game	39	vs. Boston*	11/5/05
	36	at Boston*	11/8/06
	36	vs. Orlando	11/6/04
Half	25	vs. Orlando (2nd)	11/6/04
Quarter	16	vs. Milwaukee (4th)	11/2/07
Overtime	8	vs. Chicago (1st)	12/16/08

FIELD GOALS MADE

Game	50	vs. Minnesota	4/8/08
	49	at Portland	3/1/07
Half	30	vs. Chicago (1st)	3/31/06
Quarter	18	vs. Toronto (1st)	3/31/08
Overtime	6	vs. New York (2nd)	10/30/09
	6	vs. New Jersey (1st)	12/27/08
	6	at New Jersey (1st)	4/15/08
	6	at Phoenix (1st)	3/7/07

FIELD GOALS ATTEMPTED

Game	100	vs. L.A. Lakers***	12/29/06
	99	vs. L.A. Lakers**	1/27/09
Half	54	vs. Denver (1st)	11/12/06
Quarter	31	vs. Golden State (2nd)	3/8/06
Overtime	12	at San Antonio (1st)	11/15/06
	12	vs. Boston (1st)	11/5/05

FIELD GOAL PERCENTAGE

Game	.627	at Sacramento (42-67)	2/28/07
	.620	at Miami (44-71)	2/5/07
Half	.719	vs. Washington (1st) (23-32)	12/27/06
Quarter	.867	vs. Toronto (3rd) (13-15)	2/10/06
Overtime	.750	at Cleveland (2nd) (3-4)	1/11/08
	.750	at Phoenix (1st) (6-8)	3/7/07

FRONT OFFICE

BASKETBALL OPS

PLAYERS

2009-10 REVIEW

RECORDS

PLAYOFFS

HISTORY

NBA

MISC.



OPPONENTS TEAM HIGHS/LOWS

OPPONENTS TEAM HIGHS continued

THREE-POINT FIELD GOALS MADE

Game	19	at Phoenix*	3/7/07
	16	at Phoenix	2/14/08
Half	10	at Indiana (2nd)	4/12/08
	10	at Seattle (1st)	2/5/05
Quarter	7	at Indiana (4th)	4/12/08
	7	vs. Washington (1st)	12/26/07
Overtime	3	at New Jersey (1st)	4/15/08
	3	at Phoenix (1st)	3/7/07

THREE-POINT FIELD GOALS ATTEMPTED

Game	39	at Indiana	4/12/08
	38	at Phoenix*	3/7/07
Half	27	at Indiana (2nd)	4/12/08
Quarter	16	at Indiana (4th)	4/12/08
Overtime	5	vs. Detroit (1st)	1/12/08
	4	at New Jersey (1st)	4/15/08
	4	at Phoenix (1st)	3/7/07
	4	at Atlanta (1st)	4/11/05

THREE-POINT FIELD GOAL PERCENTAGE

Game	.750	vs. Atlanta (6-8)	2/13/08
	.750	vs. Cleveland (6-8)	11/18/04
	.643	at Philadelphia (9-14)	12/9/05
Half	1.000	at Atlanta (1st) (2-2)	11/14/07
	1.000	at Sacramento (1st) (4-4)	11/29/05
Quarter	1.000	Several times	
Overtime	1.000	vs. Atlanta (1st) (2-2)	2/13/08
	1.000	at New Jersey (1st) (2-2)	3/24/07

OPPONENTS TEAM LOWS

POINTS

Game	65	vs. Miami	1/20/10
	68	vs. New Jersey	11/2/09
	72	vs. Washington	12/23/08
Half	27	vs. New Jersey (2nd)	11/2/09
	30	Six times	
Quarter	7	vs. New Jersey (3rd)	11/2/09
	7	vs. New Orleans (2nd)	11/7/08
	8	at Detroit (2nd)	1/10/07
Overtime	2	vs. Boston (1st)	11/5/05

REBOUNDS

Game	23	at Memphis	12/19/08
	27	vs. Miami	11/1/08
	27	vs. Atlanta	1/20/07
Half	8	at Utah (2nd)	2/1/05
Quarter	2	at Memphis (1st)	12/19/08
	2	vs. Atlanta (4th)	1/20/07
Overtime	1	at Boston (1st)	4/1/09
	1	at L.A. Lakers (2nd)	1/27/09
	1	vs. New Jersey (1st)	12/27/08
	1	vs. Houston (2nd)	1/10/06

OFFENSIVE REBOUNDS

Game	3	vs. Miami	4/3/09
	3	vs. Philadelphia	4/19/06
	4	vs. Washington	12/27/06
	4	vs. Toronto	1/28/05

FREE THROWS MADE

Game	38	at L.A. Clippers	2/26/07
	37	at Utah	3/5/07
	37	at Sacramento	2/28/07
Half	26	vs. Atlanta (2nd)	2/1/06
Quarter	19	vs. Toronto (4th)	3/31/08
Overtime	14	vs. Portland (1st)	2/9/07

FREE THROWS ATTEMPTED

Game	50	at Sacramento	2/28/07
	48	vs. Washington	12/27/06
Half	33	vs. Atlanta (2nd)	2/1/06
Quarter	24	vs. Chicago (4th)	3/31/06
Overtime	19	vs. Portland (1st)	2/9/07

FREE THROW PERCENTAGE

Game	1.000	at Atlanta (17-17)	11/29/06
	1.000	vs. L.A. Clippers (22-22)	12/23/05
Half	1.000	Several times	
Quarter	1.000	Several times	
Overtime	1.000	Eight times	

*Denotes Number of Overtime Periods

OFFENSIVE REBOUNDS continued

Half	0	vs. Miami (2nd)	4/3/09
	0	vs. Indiana (1st)	3/21/09
	0	vs. Cleveland (2nd)	12/6/08
	0	at Chicago (1st)	12/23/06
	0	at L.A. Lakers (2nd)	1/30/05
Quarter	0	Several times	
Overtime	0	Several times	

DEFENSIVE REBOUNDS

Game	16	at Philadelphia	3/27/09
	16	vs. Miami	11/1/08
	17	vs. Atlanta	1/20/07
Half	6	vs. Miami (1st)	11/1/08
	6	vs. Seattle (2nd)	12/31/04
Quarter	0	vs. Seattle (3rd)	12/31/04
Overtime	1	Three times	

ASSISTS

Game	8	vs. Portland	11/14/09
	9	vs. Washington	12/23/08
	9	vs. Washington	3/5/05
Half	1	vs. Boston (2nd)	1/6/09
Quarter	0	Five times	
Overtime	0	Six times	

FRONT OFFICE

BASKETBALL OPS

PLAYERS

2009-10 REVIEW

RECORDS

PLAYOFFS

HISTORY

NBA

MISC.



STEALS

Game	1	vs. Phoenix	1/16/10
	1	vs. Minnesota	1/5/05
	2	Six times	
Half	0	Several times	
Quarter	0	Several times	
Overtime	0	Several times	

TURNOVERS

Game	6	vs. Philadelphia	4/7/09
	6	vs. Atlanta	3/6/09
	6	vs. Toronto	4/1/05
Half	2	Eight times	
Quarter	0	Several times	
Overtime	0	Several times	

BLOCKED SHOTS

Game	0	at New York	4/9/08
	0	vs. Seattle	11/10/06
	0	vs. New York	4/16/05
Half	0	Several times	
Quarter	0	Several times	
Overtime	0	Several times	

PERSONAL FOULS

Game	9	vs. Memphis	1/19/08
	11	at New Orleans	1/18/08
Half	1	Six times	
Quarter	0	Several times	
Overtime	0	vs. New York (1st)	10/30/09
	0	at Phoenix (1st)	3/7/07
	0	vs. L.A. Lakers (2nd)	12/29/06
	0	vs. L.A. Lakers (1st)	12/29/06

FIELD GOALS MADE

Game	22	vs. Miami	1/20/10
	25	vs. New Jersey	11/2/09
	25	vs. Milwaukee	11/22/08
Half	9	at Minnesota (2nd)	2/21/07
	9	vs. New York (2nd)	1/31/07
Quarter	2	vs. New Jersey (3rd)	11/2/09
	2	at Detroit (4th)	1/13/09
	2	vs. New York (4th)	1/31/07
	2	vs. Orlando (4th)	1/20/06
Overtime	1	at Orlando (1st)	2/17/09
	1	at Cleveland (1st)	1/11/08
	1	vs. Sacramento (1st)	12/19/05
	1	vs. Boston (1st)	11/5/05

FIELD GOALS ATTEMPTED

Game	61	vs. Philadelphia	4/19/06
	62	at Cleveland	10/31/09
	64	vs. Indiana	11/16/05
Half	28	at Miami (1st)	4/8/07
	28	vs. Miami (2nd)	11/25/06
	28	vs. Philadelphia (2nd)	4/19/06
Quarter	8	vs. Indiana (4th)	11/16/05
Overtime	6	at L.A. Lakers (1st)	1/27/09
	6	vs. Cleveland (1st)	3/20/07
	6	at Detroit (2nd)	11/21/04

FIELD GOAL PERCENTAGE

Game	.289	vs. Miami (22-76)	1/20/10
	.310	vs. Seattle (26-84)	11/17/07
Half	.243	vs. New York (2nd) (9-37)	1/31/07
Quarter	.125	vs. Orlando (4th) (2-16)	1/20/06
Overtime	.083	vs. Boston (1st) (1-12)	11/5/05

THREE-POINT FIELD GOALS MADE

Game	0	at L.A. Clippers	1/28/08
	0	vs. Orlando	3/21/05
	0	vs. Cleveland	1/3/05
Half	0	Several times	
Quarter	0	Several times	
Overtime	0	Several times	

THREE-POINT FIELD GOALS ATTEMPTED

Game	1	vs. Atlanta	1/20/07
	1	vs. Orlando	3/21/05
	3	at Washington	1/10/09
Half	0	vs. Atlanta (1st)	1/20/07
	0	vs. Orlando (2nd)	3/21/05
Quarter	0	Several times	
Overtime	0	at New York (2nd)	12/20/06
	0	at Detroit (2nd)	11/21/04

THREE-POINT FIELD GOAL PERCENTAGE

Game	.000	at L.A. Clippers (0-8)	1/28/08
	.000	vs. Orlando (0-1)	3/21/05
	.000	vs. Cleveland (0-12)	1/3/05
Half	.000	Several times	
Quarter	.000	Several times	
Overtime	.000	Several times	

FREE THROWS MADE

Game	4	vs. L.A. Lakers	3/31/09
	5	at Miami	2/8/09
	5	at Minnesota	3/4/08
Half	0	at Miami (1st)	2/8/09
Quarter	0	Several times	
Overtime	0	Several times	

FREE THROWS ATTEMPTED

Game	6	vs. L.A. Lakers	3/31/09
	9	at New York	4/9/08
	9	at Minnesota	3/4/08
Half	1	vs. L.A. Clippers (1st)	3/12/10
	1	at Atlanta (1st)	1/22/10
	1	at New York (1st)	1/07/10
Quarter	0	Several times	
Overtime	0	Several times	

FREE THROW PERCENTAGE

Game	.370	vs. Miami (10-27)	2/11/05
	.375	vs. Chicago (6-16)	12/28/05
Half	.000	at Miami (1st) (0-6)	2/8/09
Quarter	.000	Several times	
Overtime	.000	Several times	

*Denotes Number of Overtime Periods

FRONT OFFICE

BASKETBALL OPS

PLAYERS

2009-10 REVIEW

RECORDS

PLAYOFFS

HISTORY

NBA

MISC.



OPPONENTS INDIVIDUAL HIGHS

OPPONENTS INDIVIDUAL HIGHS

POINTS

Game	58	Kobe Bryant vs. L.A. Lakers***	12/29/06
	50	Jamal Crawford vs. Golden State	12/20/08
	48	Allen Iverson at Philadelphia	4/6/05
Half	30	Allen Iverson at Philadelphia (1st)	4/6/05
	29	Ben Gordon vs. Chicago (2nd)	3/30/05
Quarter	26	Will Bynum at Detroit (4th)	4/5/09
Overtime	12	Jarrett Jack vs. Portland (1st)	2/9/07

REBOUNDS

Game	24	Shawn Marion at Phoenix	2/25/06
	23	Marcus Camby vs. Denver	1/14/08
Half	15	Kevin Garnett vs. Minnesota (1st)	1/5/05
Quarter	12	Dwight Howard at Orlando (3rd)	11/18/06
Overtime	4	Anderson Varejao at Cleveland (1st)	1/11/08
	4	Kwame Brown at L.A. Lakers (1st)	1/26/07

OFFENSIVE REBOUNDS

Game	10	Jeff Foster at Indiana	1/25/09
	9	David Lee vs. New York	12/21/07
	9	Elton Brand vs. L.A. Clippers	12/23/05
Half	9	David Lee vs. New York (2nd)	12/21/07
Quarter	8	David Lee vs. New York (4th)	12/21/07
Overtime	3	Kendrick Perkins vs. Boston (1st)	1/6/09
	3	Tim Duncan at San Antonio (1st)	11/15/06
	3	Ricky Davis vs. Boston (1st)	11/5/05

DEFENSIVE REBOUNDS

Game	19	Shawn Marion at Phoenix	2/25/06
	19	Chris Kaman vs. L.A. Clippers	12/23/05
Half	12	Chris Kaman vs. Clippers (2nd)	12/23/05
Quarter	10	Dwight Howard at Orlando (3rd)	11/18/06
Overtime	3	Paul Pierce at Boston (1st)	11/8/06

ASSISTS

Game	17	Antonio Daniels at Washington	4/4/07
	16	Rajon Rondo at Boston	2/29/08
Half	11	Andre Miller at Denver (2nd)	3/16/05
Quarter	8	Jason Kidd vs. New Jersey (3rd)	2/8/08
Overtime	3	Vince Carter at New Jersey (1st)	4/15/08

STEALS

Game	9	Rafer Alston at Houston	2/10/07
	8	Morris Peterson vs. Toronto	2/10/06
Half	8	Rafer Alston at Houston (2nd)	2/10/07
Quarter	5	Chris Paul vs. New Orleans (4th)	11/7/08
Overtime	2	Devin Harris vs. New Jersey (1st)	12/27/08

TURNOVERS

Game	12	Paul Pierce at Boston*	11/8/06
	10	Yao Ming at Houston	12/22/04
Half	7	R. Westbrook at Oklahoma City (1st)	4/10/09
	7	Paul Pierce at Boston (2nd)	11/8/06
Quarter	5	LeBron James at Cleveland (3rd)	1/11/08
	5	LeBron James at Cleveland (3rd)	1/11/05
Overtime	3	Kwame Brown vs. L.A. Lakers (3rd)	12/29/06

BLOCKED SHOTS

Game	8	Dwight Howard at Orlando*	2/17/09
	7	Andrei Kirilenko vs. Utah	11/7/05
	7	Marcus Camby vs. Denver	2/16/05
Half	5	Zydrunas Ilgauskas at Cleveland (1st)	10/31/09
	5	Josh Smith at Atlanta (1st)	11/14/07
	5	Marcus Camby vs. Denver (2nd)	1/29/07
	5	Tony Battie vs. Orlando (1st)	1/20/06
Quarter	5	Tony Battie vs. Orlando (1st)	1/20/06
Overtime	3	Andrew Bynum at L.A. Lakers (2nd)	1/27/09

PERSONAL FOULS

Game	6	Several times	
Half	5	Several times	
Quarter	5	Brevin Knight vs. Utah (4th)	11/14/08
Overtime	4	Brandon Roy vs. Portland (1st)	1/17/09

FIELD GOALS MADE

Game	22	Kobe Bryant vs. L.A. Lakers***	12/29/06
	18	Al Jefferson vs. Minnesota	4/8/08
Half	12	Al Jefferson vs. Minnesota (2nd)	4/8/08
Quarter	9	Joe Johnson at Atlanta (2nd)	11/29/06
Overtime	4	Shaquille O'Neal vs. Miami (1st)	3/6/06

FIELD GOALS ATTEMPTED

Game	45	Kobe Bryant vs. L.A. Lakers***	12/29/06
	34	Dirk Nowitzki at Dallas*	12/12/09
Half	21	LeBron James vs. Cleveland (2nd)	3/20/07
Quarter	13	Allen Iverson vs. Philadelphia (3rd)	2/8/06
Overtime	6	Dirk Nowitzki at Dallas (1st)	12/12/09

THREE-POINT FIELD GOALS MADE

Game	7	Raja Bell at Phoenix	2/4/08
	7	Leandro Barbosa at Phoenix*	3/7/07
	7	Mike Bibby at Sacramento	2/28/07
Half	6	Mike Bibby at Sacramento (2nd)	2/28/07
Quarter	4	Several times	
Overtime	2	Ray Allen at Boston (2nd)	4/1/09
	2	Leandro Barbosa at Phoenix (1st)	3/7/07

*Denotes Number of Overtime Periods

FRONT OFFICE

BASKETBALL OPS

PLAYERS

2009-10 REVIEW

RECORDS

PLAYOFFS

HISTORY

NBA

MISC.



OPPONENTS INDIVIDUAL HIGHS *continued*

THREE-POINT FIELD GOALS ATTEMPTED

Game	14	Chucky Atkins vs. L.A. Lakers	3/12/05
Half	9	Quentin Richardson at Miami (1st)	3/20/10
	9	Andre Iguodala vs. Philadelphia (2nd)	4/16/08
	9	D. Stevenson vs. Washington (2nd)	3/8/08
	8	Danny Granger at Indiana (2nd)	4/12/08
	8	Mike Dunleavy at Indiana (2nd)	4/12/08
Quarter	7	Andre Iguodala vs. Philadelphia (3rd)	4/16/08
Overtime	4	Richard Hamilton vs. Detroit (1st)	1/12/08

FREE THROWS MADE

Game	20	Richard Hamilton at Detroit	11/21/04
	19	Chris Bosh at Toronto	3/29/09
	19	Corey Maggette at L.A. Clippers	2/26/07
	19	Corey Maggette at L.A. Clippers	12/6/04
Half	16	Marvin Williams vs. Atlanta (2nd)	2/6/09
Quarter	14	Will Bynum at Detroit (4th)	4/5/09
Overtime	9	Jarrett Jack vs. Portland (1st)	2/9/07

FREE THROWS ATTEMPTED

Game	23	LeBron James at Cleveland*	3/22/06
	22	Dwyane Wade vs. Miami	11/25/06
Half	19	Dwyane Wade vs. Miami (2nd)	11/25/06
Quarter	16	Will Bynum at Detroit (4th)	4/5/09
Overtime	12	Jarrett Jack vs. Portland (1st)	2/9/07

MINUTES PLAYED

Game	56	Chris Duhon vs. New York**	10/31/09
	56	David Wesley vs. Houston**	1/10/06
	54	Kobe Bryant vs. L.A. Lakers***	12/29/06
	54	Jamal Crawford at New York**	12/20/06

*Denotes Number of Overtime Periods



FRONT OFFICE

BASKETBALL OPS

PLAYERS

2009-10 REVIEW

RECORDS

PLAYOFFS

HISTORY

NBA

MISC.



BOBCATS TEAM FIRSTS

NOVEMBER 4, 2004 VS. WASHINGTON

First Starting Lineup	F Gerald Wallace, F Emeka Okafor, C Primoz Brezec, G Brevin Knight, G Jason Kapono	
First Point Scored	Primoz Brezec	11:38 of the first quarter (Layup)
First FGA	Primoz Brezec	11:38 of the first quarter (Layup)
First FGM	Primoz Brezec	11:38 of the first quarter (Layup)
First FTI	Primoz Brezec	10:49 of the first quarter
First FTM	Primoz Brezec	10:49 of the first quarter
First 3PA	Steve Smith	1:44 of the first quarter
First 3PM	Steve Smith	1:44 of the first quarter
First Dunk	Emeka Okafor	0:47.3 of the first quarter (Putback)
First Rebound	Emeka Okafor	11:51 of the first quarter (Jarvis Hayes miss)
First Offensive Rebound	Emeka Okafor	8:23 of the first quarter (Jason Kapono miss)
First Defensive Rebound	Emeka Okafor	11:51 of the first quarter (Jarvis Hayes miss)
First Assist	Brevin Knight	11:38 of the first quarter (Primoz Brezec)
First Steal	Jason Hart	3:11 of the first quarter (Gilbert Arenas turnover)
First Turnover	Primoz Brezec	11:11 of the first quarter (Bad pass)
First Block	Jason Kapono	8:44 of the first quarter (Larry Hughes)
First Substitution	Tamar Slay for Jason Kapono	5:28 of the first quarter
First Personal Foul	Gerald Wallace	11:07 of the first quarter (Antawn Jamison)



FRONT OFFICE

BASKETBALL OPS

PLAYERS

2009-10 REVIEW

RECORDS

PLAYOFFS

HISTORY

NBA

MISC.



BOBCATS MISCELLANEOUS STATS

BIGGEST VICTORIES

39	104-65	vs. Miami	1/20/10
35	116-81	vs. Toronto	11/25/09
32	122-90	vs. Indiana	11/16/05

BIGGEST DEFEATS

39	115-76	at Chicago	12/23/06
37	104-78	at Portland	3/1/07
33	92-59	at Boston	10/28/09

BIGGEST COMEBACKS IN WINS

19	vs. Oklahoma City (trailed 51-32)	3/17/10
19	at Miami (trailed 29-10)	1/2/10
19	at Orlando (trailed 62-43)	1/16/08
18	at Boston (trailed 69-51)	3/21/07

LONGEST WINNING STREAKS

6	3/5/10 to 3/14/10
6	1/9/10 to 1/20/10
6	2/25/09 to 3/7/09
5	3/2/08 to 3/8/08

LONGEST HOME WINNING STREAKS

9	12/22/09 to 1/20/10
7	3/5/10 to 3/26/10
5	11/23/04 to 12/18/04

LONGEST ROAD WINNING STREAKS

4	2/25/09 to 3/7/09
4	3/26/08 to 4/4/08
3	1/26/10 to 1/30/10
3	1/10/07 to 1/19/07
3	4/9/06 to 4/17/06
3	12/14/05 to 12/27/05

LONGEST LOSING STREAKS

13	1/11/06 to 2/1/06
10	3/2/05 to 3/19/05
10	1/7/05 to 1/27/05

LONGEST HOME LOSING STREAKS

6	1/13/06 to 2/1/06
5	1/21/08 to 2/11/08
5	1/14/05 to 1/25/05

LONGEST ROAD LOSING STREAKS

14	1/2/06 to 2/27/06
12	2/4/05 to 3/19/05
11	11/7/07 to 1/4/08
10	11/12/05 to 12/9/05
10	11/10/04 to 12/12/04

TOP SCORING MONTHS

26.8	Jason Richardson	April 2008
25.1	Jason Richardson	March 2008
24.4	Stephen Jackson	February 2010

TOP REBOUNDING MONTHS

13.1	Emeka Okafor	February 2008
13.3	Emeka Okafor	December 2004
12.9	Emeka Okafor	February 2007

TOP ASSISTS MONTHS

10.7	Brevin Knight	February 2006
10.5	Brevin Knight	March 2005
10.0	Brevin Knight	December 2004

MOST CONSECUTIVE DOUBLE-FIGURE SCORING

45	Stephen Jackson	11/16/09 to 2/20/10
39	Gerald Wallace	2/14/07 to 11/21/07
36	Jason Richardson	12/14/07 to 2/23/08

MOST CONSECUTIVE DOUBLE-FIGURE REBOUNDING

19	Emeka Okafor	11/21/04 to 1/1/05
10	Emeka Okafor	3/19/05 to 4/13/05
7	Emeka Okafor	2/9/07 to 2/24/07

MOST CONSECUTIVE DOUBLE-FIGURE ASSISTS

6	Brevin Knight	3/23/05 to 4/1/05
4	Jason Hart	1/21/05 to 1/27/05
4	Brevin Knight	Two times

MOST CONSECUTIVE 20-PLUS POINT GAMES

10	Jason Richardson	12/22/07 to 1/9/08
9	Jason Richardson	3/17/08 to 4/4/08
6	Gerald Wallace	12/29/07 to 1/8/08

MOST 20-PLUS POINT/10-PLUS REBOUND GAMES

53	Gerald Wallace
45	Emeka Okafor
8	Primož Brezec

TOP SCORING GAMES OFF THE BENCH

32	Sean May	vs. Orlando	12/14/06
31	Ronald Murray	at Orlando	11/16/09
29	D.J. Augustin	vs. Chicago	12/16/08

MOST CONSECUTIVE GAMES WITH A THREE-POINTER

33	Jason Richardson	11/11/07 to 1/16/08
32	Jumaine Jones	1/16/06 to 3/22/06
27	Jason Richardson	1/19/08 to 3/16/08

MOST CONSECUTIVE FREE THROWS MADE

42	D.J. Augustin	12/6/08 to 12/23/08
37	Matt Carroll	11/28/06 to 1/5/07
35	Stephen Jackson	12/19/09 to 1/5/10

FRONT OFFICE

BASKETBALL OPS

PLAYERS

2009-10 REVIEW

RECORDS

PLAYOFFS

HISTORY

NBA

MISC.



BOBCATS CAREER/SEASON RECORDS

BOBCATS CAREER AND SEASON RECORDS

FRONT OFFICE

GAMES PLAYED

Career	406	Gerald Wallace	2004-10
	399	Raymond Felton	2005-10
	330	Emeka Okafor	2004-09
Season	82	Boris Diaw	2009-10
	82	Raymond Felton	2008-09
	82	Emeka Okafor	2008-09
	82	Emeka Okafor	2007-08
	82	Jason Richardson	2007-08

GAMES STARTED

Career	397	Gerald Wallace	2004-10
	369	Raymond Felton	2005-10
	326	Emeka Okafor	2004-09
Season	82	Boris Diaw	2009-10
	82	Emeka Okafor	2007-08
	82	Jason Richardson	2007-08
	81	Raymond Felton	2008-09
	81	Emeka Okafor	2008-09

CONSECUTIVE GAMES PLAYED

Career	175	Emeka Okafor	3/28/07 to 4/15/09
	170	Raymond Felton	1/28/08 to 2/9/10
	141	Boris Diaw	12/13/08 to 4/14/10
Season	82	Boris Diaw	10/28/09 to 4/14/10
	82	Raymond Felton	10/31/08 to 4/15/09
	82	Emeka Okafor	10/31/08 to 4/15/09
	82	Emeka Okafor	11/2/07 to 4/16/08
	82	Jason Richardson	11/2/07 to 4/16/08

CONSECUTIVE GAMES STARTED

Career	173	Emeka Okafor	3/30/07 to 4/13/09
	141	Boris Diaw	12/13/08 to 4/14/10
	96	Jason Richardson	11/2/07 to 12/10/08
Season	82	Boris Diaw	10/28/09 to 4/14/10
	82	Emeka Okafor	11/2/07 to 4/16/08
	82	Jason Richardson	11/2/07 to 4/16/08

MINUTES PLAYED

Career	14846	Gerald Wallace	2004-10
	13939	Raymond Felton	2005-10
	11212	Emeka Okafor	2004-09
Season	3149	Jason Richardson	2007-08
	3119	Gerald Wallace	2009-10
	3086	Raymond Felton	2008-09

POINTS

Career	6688	Gerald Wallace	2004-10
	5311	Raymond Felton	2005-10
	4630	Emeka Okafor	2004-09
Season	1788	Jason Richardson	2007-08
	1518	Stephen Jackson	2009-10
	1386	Gerald Wallace	2009-10

REBOUNDS

Career	3516	Emeka Okafor	2004-09
	3004	Gerald Wallace	2004-10
	1366	Raymond Felton	2005-10
Season	876	Emeka Okafor	2007-08
	827	Emeka Okafor	2008-09
	795	Emeka Okafor	2004-05

OFFENSIVE REBOUNDS

Career	1157	Emeka Okafor	2004-09
	703	Gerald Wallace	2004-10
	501	Primoz Brezec	2004-08
Season	275	Emeka Okafor	2008-09
	275	Emeka Okafor	2004-05
	258	Emeka Okafor	2006-07

DEFENSIVE REBOUNDS

Career	2359	Emeka Okafor	2004-09
	2301	Gerald Wallace	2004-10
	1094	Raymond Felton	2005-10
Season	621	Emeka Okafor	2007-08
	612	Gerald Wallace	2009-10
	552	Emeka Okafor	2008-09

ASSISTS

Career	2573	Raymond Felton	2005-10
	1497	Brevin Knight	2004-07
	984	Gerald Wallace	2004-10
Season	610	Brevin Knight	2005-06
	591	Brevin Knight	2004-05
	583	Raymond Felton	2007-08

STEALS

Career	768	Gerald Wallace	2004-10
	575	Raymond Felton	2005-10
	355	Brevin Knight	2004-07
Season	157	Brevin Knight	2005-06
	144	Gerald Wallace	2006-07
	138	Gerald Wallace	2005-06

TURNOVERS

Career	1021	Raymond Felton	2005-10
	924	Gerald Wallace	2004-10
	597	Emeka Okafor	2004-09
Season	233	Stephen Jackson	2009-10
	230	Raymond Felton	2006-07
	228	Raymond Felton	2008-09

BLOCKED SHOTS

Career	621	Emeka Okafor	2004-09
	483	Gerald Wallace	2004-10
	164	Primoz Brezec	2004-08
Season	172	Emeka Okafor	2006-07
	138	Emeka Okafor	2007-08
	136	Emeka Okafor	2008-09

PERSONAL FOULS

Career	1134	Gerald Wallace	2004-10
	1000	Emeka Okafor	2004-09
	908	Raymond Felton	2005-10
Season	247	Emeka Okafor	2008-09
	241	Emeka Okafor	2007-08
	241	Jason Richardson	2007-08

BASKETBALL OPS

PLAYERS

2009-10 REVIEW

RECORDS

PLAYOFFS

HISTORY

NBA

MISC.

BOBCATS CAREER AND SEASON RECORDS *continued*

FIELD GOALS MADE

Career	2334	Gerald Wallace	2004-10
	1980	Raymond Felton	2005-10
	1866	Emeka Okafor	2004-09
Season	648	Jason Richardson	2007-08
	544	Stephen Jackson	2009-10
	478	Gerald Wallace	2006-07

FIELD GOALS ATTEMPTED

Career	4840	Gerald Wallace	2004-10
	4833	Raymond Felton	2005-10
	3691	Emeka Okafor	2004-09
Season	1468	Jason Richardson	2007-08
	1285	Stephen Jackson	2009-10
	1083	Raymond Felton	2008-09

FIELD GOAL PERCENTAGE*

Career	.520	Nazr Mohammed (474-912)	2007-10
	.506	Emeka Okafor (1866-3691)	2004-09
	.502	Primož Brezec (935-1864)	2004-08
Season	.561	Emeka Okafor (433-772)	2008-09
	.553	Nazr Mohammed (189-342)	2009-10
	.538	Gerald Wallace (317-589)	2005-06

THREE-POINT FIELD GOALS MADE

Career	375	Raymond Felton	2005-10
	313	Matt Carroll	2004-09
	270	Jason Richardson	2007-09
Season	243	Jason Richardson	2007-08
	118	Stephen Jackson	2009-10
	115	Jumaine Jones	2005-06

THREE-POINT FIELD GOALS ATTEMPTED

Career	1146	Raymond Felton	2005-10
	777	Matt Carroll	2004-09
	724	Gerald Wallace	2004-10
Season	599	Jason Richardson	2007-08
	353	Stephen Jackson	2009-10
	335	Jumaine Jones	2005-06

THREE-POINT FIELD GOAL PERCENTAGE**

Career	.420	D.J. Augustin (178-424)	2008-10
	.410	Jason Richardson (270-658)	2007-09
	.403	Matt Carroll (313-777)	2004-09
Season	.439	D.J. Augustin (108-246)	2008-09
	.436	Matt Carroll (105-241)	2007-08
	.419	Boris Diaw (70-167)	2008-09

FREE THROWS MADE

Career	1788	Gerald Wallace	2004-10
	976	Raymond Felton	2005-10
	898	Emeka Okafor	2004-09
Season	422	Gerald Wallace	2009-10
	365	Gerald Wallace	2008-09
	313	Gerald Wallace	2007-08

FREE THROWS ATTEMPTED

Career	2468	Gerald Wallace	2004-10
	1506	Emeka Okafor	2004-09
	1248	Raymond Felton	2005-10
Season	544	Gerald Wallace	2009-10
	454	Gerald Wallace	2008-09
	447	Gerald Wallace	2006-07

FREE THROW PERCENTAGE***

Career	.849	Matt Carroll (523-616)	2004-09
	.818	Brevin Knight (522-638)	2004-07
	.786	Stephen Jackson (312-397)	2009-10
Season	.904	Matt Carroll (188-208)	2006-07
	.893	D.J. Augustin (208-233)	2008-09
	.852	Brevin Knight (167-196)	2004-05

DOUBLE-DOUBLES

Career	179	Emeka Okafor	2004-08
	95	Gerald Wallace	2004-08
	53	Raymond Felton	2005-08
Season	47	Emeka Okafor	2004-05
	39	Emeka Okafor	2008-09
	39	Emeka Okafor	2007-08

*career min 500 att/season min 200 att

**career min 250 att/season min 100 att

*** career min 300 att/season min 150 att





TIME WARNER CABLE ARENA FIRSTS

TIME WARNER CABLE ARENA FIRSTS

NOVEMBER 5, 2005 VS. BOSTON

First Win	Charlotte Bobcats 107, Boston Celtics 105 (OT)	
First Starting Lineups	Boston: Delonte West, Ricky Davis, Mark Blount, Raef LaFrentz, Paul Pierce Charlotte: Brevin Knight, Matt Carroll, Primoz Brezec, Emeka Okafor, Gerald Wallace	
First Point Scored	Ricky Davis (Boston)	11:44 of the first quarter (Jump shot)
First FGA	Ricky Davis (Boston)	11:44 of the first quarter (Jump shot)
First FGM	Ricky Davis (Boston)	11:44 of the first quarter (Jump shot)
First FTA	Delonte West (Boston)	8:05 of the first quarter
First FTM	Delonte West (Boston)	8:05 of the first quarter
First 3PA	Delonte West (Boston)	8:54 of the first quarter
First 3PM	Delonte West (Boston)	8:54 of the first quarter
First Dunk	Gerald Wallace (Charlotte)	10:49 of the first quarter
First Rebound	Emeka Okafor (Charlotte)	11:20 of the first quarter (Matt Carroll miss)
First Offensive Rebound	Emeka Okafor (Charlotte)	11:20 of the first quarter (Matt Carroll miss)
First Defensive Rebound	Ricky Davis (Boston)	11:02 of the first quarter (Emeka Okafor miss)
First Assist	Delonte West (Boston)	11:44 of the first quarter (Ricky Davis basket)
First Steal	Gerald Wallace (Charlotte)	10:53 of the first quarter (Mark Blount)
First Turnover	Mark Blount (Boston)	11:02 of the first quarter (Bad pass)
First Block	Delonte West (Boston)	5:57 of the second quarter (Brevin Knight)
First Substitution	Jumaine Jones for Emeka Okafor (Charlotte)	3:07 of the first quarter
First Personal Foul	Matt Carroll	11:51 of the first quarter



FRONT OFFICE

BASKETBALL OPS

PLAYERS

2009-10 REVIEW

RECORDS

PLAYOFFS

HISTORY

NBA

MISC.



TIME WARNER CABLE ARENA TEAM HIGHS

POINTS

Game	133	Charlotte vs. L.A. Lakers***	12/29/06
	125	Charlotte vs. Phoenix	1/16/10
	125	Charlotte vs. Atlanta	3/28/06
Half	74	Charlotte vs. Phoenix (1st)	1/16/10
	72	Minnesota (2nd)	4/8/08
Quarter	43	Charlotte vs. Phoenix (1st)	1/16/10
	43	Denver (2nd)	1/14/08
Overtime	21	Portland (1st)	2/9/07
Victory Margin	32	Charlotte vs. Indiana (112-90)	11/16/05

REBOUNDS

Game	64	Charlotte vs. L.A. Lakers***	12/29/06
	60	Charlotte vs. Seattle	11/17/07
Half	35	Charlotte vs. Philadelphia (2nd)	2/8/06
Quarter	22	Golden State (2nd)	3/8/06
Overtime	7	Charlotte vs. Houston (2nd)	1/10/06

OFFENSIVE REBOUNDS

Game	23	Charlotte vs. Phoenix	11/6/07
Half	15	Charlotte vs. Phoenix(2nd)	11/6/07
	15	Charlotte vs. Milwaukee (2nd)	1/15/07
Quarter	13	Golden State (2nd)	3/8/06
Overtime	4	Three times	

DEFENSIVE REBOUNDS

Game	44	Charlotte vs. Atlanta	11/6/09
	44	Charlotte vs. L.A. Lakers***	12/29/06
Half	26	New Orleans (1st)	12/28/07
Quarter	17	New Jersey (1st)	2/8/08
Overtime	6	Charlotte vs. Chicago (1st)	12/16/08
	6	Sacramento (1st)	2/22/08

ASSISTS

Game	39	Charlotte vs. Orlando	3/12/07
Half	21	Charlotte vs. Washington (1st)	4/3/07
	21	Charlotte vs. Orlando (1st)	3/12/07
Quarter	12	L.A. Clippers (1st)	3/16/07
	12	New Jersey (3rd)	2/15/06
Overtime	5	New Jersey (1st)	3/24/07

STEALS

Game	19	Charlotte vs. Milwaukee	1/13/06
Half	12	Denver (1st)	11/12/06
	12	Charlotte vs. Milwaukee (2nd)	1/13/06
Quarter	9	Charlotte vs. Miami (4th)	11/12/05
Overtime	3	Charlotte vs. Washington (1st)	11/21/07

TURNOVERS

Game	29	Charlotte vs. Denver	11/12/06
Half	16	Charlotte vs. Boston (1st)	11/29/08
	16	Charlotte vs. Denver (1st)	11/12/06
Quarter	11	Minnesota (2nd)	4/4/06
Overtime	4	Boston (1st)	1/6/09

BLOCKED SHOTS

Game	16	Charlotte vs. Toronto	11/25/09
Half	8	Charlotte vs. San Antonio (2nd)	1/15/10
	8	Charlotte vs. Detroit (2nd)	12/22/09
	8	New Jersey (1st)	11/2/09
	8	Portland (2nd)	2/9/07
	8	Charlotte vs. Boston (1st)	12/16/06
Quarter	7	Charlotte vs. Minnesota (2nd)	3/24/10
	7	Charlotte vs. Boston (3rd)	12/16/06
Overtime	4	Sacramento (1st)	2/22/08

PERSONAL FOULS

Game	39	Boston*	11/5/05
Half	22	Utah (2nd)	11/7/05
	21	Charlotte vs. New York (2nd)	4/18/07
Quarter	16	Milwaukee (4th)	11/2/07
Overtime	11	Charlotte vs. Portland (1st)	2/9/07

FIELD GOALS MADE

Game	51	Charlotte vs. Washington	4/3/07
Half	30	Chicago (1st)	3/31/06
Quarter	18	Toronto (1st)	3/31/08
Overtime	6	New York (2nd)	10/30/09
	6	New Jersey (1st)	12/27/08

FIELD GOALS ATTEMPTED

Game	112	Charlotte vs. L.A. Lakers***	12/29/06
Half	54	Denver (1st)	11/12/06
Quarter	31	Golden State (2nd)	3/8/06
Overtime	12	Boston (1st)	11/5/05

FIELD GOAL PERCENTAGE

Game	.646	Charlotte vs. Atlanta (42-65)	1/20/07
Half	.719	Washington (1st) (23-32)	12/27/06
Quarter	.867	Toronto (3rd) (13-15)	2/10/06
Overtime	.750	Charlotte vs. Chicago (1st) (3-4)	12/16/08

THREE-POINT FIELD GOALS MADE

Game	14	Orlando	1/23/10
	14	Charlotte vs. Orlando	3/12/07
Half	8	Orlando (1st)	2/20/09
	8	Charlotte vs. Sacramento (1st)	2/22/08
	8	Charlotte vs. New York (1st)	3/11/06
Quarter	7	Washington (1st)	12/26/07
Overtime	2	New Jersey (1st)	12/27/08
	2	Charlotte vs. Indiana (1st)	12/31/07
	2	Charlotte vs. Cleveland (1st)	3/20/07
	2	Orlando (1st)	1/23/10

THREE-POINT FIELD GOALS ATTEMPTED

Game	29	Charlotte vs. Washington	11/21/07
Quarter	29	Charlotte vs. Milwaukee	1/13/06
Half	18	Charlotte vs. Golden State (1st)	2/3/07
Quarter	11	Three times	
Overtime	5	Detroit (1st)	1/12/08

THREE-POINT FIELD GOAL PERCENTAGE

Game	.750	Atlanta (6-8)	2/13/08
Half	1.000	Charlotte vs. Boston (2nd) (4-4)	11/24/07
	1.000	Charlotte vs. Boston (1st) (1-1)	11/5/05
Quarter	1.000	Several times	
Overtime	1.000	Atlanta (1st) (2-2)	2/13/08
	1.000	Charlotte vs. Cleveland (1st) (2-2)	3/20/07

FREE THROWS MADE

Game	38	Charlotte vs. Dallas	11/11/05
Half	26	Charlotte vs. Cleveland (2nd)	12/8/07
	26	Atlanta (2nd)	2/1/06
Quarter	21	Charlotte vs. Cleveland (4th)	12/8/07
Overtime	14	Portland (1st)	2/9/07

FREE THROWS ATTEMPTED

Game	52	Charlotte vs. Dallas	11/11/05
Half	33	Atlanta (2nd)	2/1/06
Quarter	27	Charlotte vs. Milwaukee (4th)	11/2/07
Overtime	19	Portland (1st)	2/9/07

FREE THROW PERCENTAGE

Game	1.000	L.A. Clippers (22-22)	12/23/05
Half	1.000	Several times	
Quarter	1.000	Several times	
Overtime	1.000	Several times	

*Denotes Number of Overtime Periods

FRONT OFFICE

BASKETBALL OPS

PLAYERS

2009-10 REVIEW

RECORDS

PLAYOFFS

HISTORY

NBA

MISC.



TIME WARNER CABLE ARENA TEAM LOWS

TIME WARNER CABLE ARENA TEAM LOWS

FRONT OFFICE

POINTS

Game	62	Charlotte vs. Houston	12/8/06
Half	26	Charlotte vs. Detroit (1st)	12/17/05
Quarter	7	New Jersey (3rd)	11/2/09
Overtime	2	Boston (1st)	11/5/05

BASKETBALL OPS

REBOUNDS

Game	25	Charlotte vs. Atlanta	1/20/07
Half	9	Charlotte vs. New York (2nd)	4/18/07
Quarter	1	Charlotte vs. Atlanta (2nd)	1/20/07
Overtime	1	New Jersey (1st)	12/27/08
	1	Houston (2nd)	1/10/06

PLAYERS

OFFENSIVE REBOUNDS

Game	1	Charlotte vs. Chicago	1/5/10
Half	0	Miami (2nd)	4/3/09
	0	Indiana (1st)	3/21/09
	0	Cleveland (2nd)	12/6/08
Quarter	0	Several times	
Overtime	0	Several times	

2009-10 REVIEW

DEFENSIVE REBOUNDS

Game	16	Miami	11/1/08
Half	6	Miami (1st)	11/1/08
Quarter	1	Charlotte vs. New York (4th)	11/23/05
Overtime	0	Charlotte vs. New Jersey (1st)	3/24/07
	0	Milwaukee (1st)	4/02/10

RECORDS

ASSISTS

Game	8	Portland	11/14/09
Half	1	Boston (2nd)	1/6/09
Quarter	0	Boston (4th)	1/6/09
	0	Milwaukee (2nd)	11/22/08
	0	Miami (3rd)	4/10/07
	0	Philadelphia (3rd)	2/23/07
Overtime	0	Charlotte vs. Sacramento (1st)	2/22/08
	0	Charlotte vs. Atlanta (1st)	2/13/08
	0	L.A. Lakers (2nd)	12/29/06
	0	Charlotte vs. Miami (1st)	3/6/06

PLAYOFFS

STEALS

Game	0	Charlotte vs. Atlanta	3/6/09
Half	0	Several times	
Quarter	0	Several times	
Overtime	0	Several times	

HISTORY

TURNOVERS

Game	6	vs. Philadelphia	4/7/09
	6	vs. Atlanta	3/6/09
Half	1	Six times	
Quarter	0	Several times	
Overtime	0	Several times	

NBA

BLOCKED SHOTS

Game	0	Seattle	11/10/06
	0	Charlotte vs. Toronto	2/10/06
Half	0	Several times	
Quarter	0	Several times	
Overtime	0	Several times	

MISC.

PERSONAL FOULS

Game	9	Memphis	1/19/08
Half	1	Four times	
Quarter	0	Four times	
Overtime	0	New York (1st)	10/30/09
	0	Charlotte vs. Portland (1st)	1/17/09
	0	L.A. Lakers (2nd)	12/29/06
	0	L.A. Lakers (1st)	12/29/06

FIELD GOALS MADE

Game	21	Charlotte vs. Toronto	2/10/06
Half	8	Charlotte vs. New Jersey (1st)	11/2/09
Quarter	2	New Jersey (3rd)	11/2/09
	2	New York (4th)	1/31/07
	2	Orlando (4th)	1/20/06
Overtime	1	Charlotte vs. Sacramento (1st)	2/22/08
	1	Sacramento (1st)	12/19/05
	1	Boston (1st)	11/5/05

FIELD GOALS ATTEMPTED

Game	59	Charlotte vs. Detroit	11/3/08
Half	26	Charlotte vs. Detroit (2nd)	11/3/08
Quarter	8	Indiana (4th)	11/16/05
Overtime	4	Charlotte vs. Boston (1st)	1/6/09
	4	Charlotte vs. Chicago (1st)	12/16/08
	4	Charlotte vs. Atlanta (1st)	2/13/08

FIELD GOAL PERCENTAGE

Game	.284	Charlotte vs. Houston (23-81)	12/8/06
Half	.190	New Jersey (1st)	11/2/09
Quarter	.125	Orlando (4th) (2-16)	1/20/06
Overtime	.083	Boston (1st) (1-12)	11/5/05

THREE-POINT FIELD GOALS MADE

Game	1	Seven times	
Half	0	Several times	
Quarter	0	Several times	
Overtime	0	Several times	

THREE-POINT FIELD GOALS ATTEMPTED

Game	1	Atlanta	1/20/07
Half	0	Atlanta (1st)	1/20/07
Quarter	0	Several times	
Overtime	0	Charlotte vs. New Jersey (1st)	12/27/08
	0	Charlotte vs. Chicago (1st)	12/16/08
	0	Charlotte vs. Houston (2nd)	1/10/06

THREE-POINT FIELD GOAL PERCENTAGE

Game	.000	Atlanta (0-1)	1/20/07
Half	.000	Several times	
Quarter	.000	Several times	
Overtime	.000	Several times	

FREE THROWS MADE

Game	4	L.A. Lakers	3/31/09
Half	1	L.A. Clippers (1st)	3/12/10
	1	Charlotte vs. New Jersey (1st)	2/8/08
	1	Charlotte vs. San Antonio (1st)	1/21/08
	1	Charlotte vs. Indiana (1st)	4/15/06
Quarter	0	Several times	
Overtime	0	Several times	

FREE THROWS ATTEMPTED

Game	6	L.A. Lakers	3/31/09
Half	1	L.A. Clippers (1st)	3/12/10
Quarter	0	Several times	
Overtime	0	Several times	

FREE THROW PERCENTAGE

Game	.375	Chicago (6-16)	12/28/05
Half	.200	Miami (1st) (1-5)	4/3/09
Quarter	.000	Several times	
Overtime	.000	Charlotte vs. Boston (1st) (0-2)	11/5/05

*Denotes Number of Overtime Periods



TIME WARNER CABLE ARENA INDIVIDUAL HIGHS

POINTS

Game	58	Kobe Bryant vs. L.A. Lakers***	12/29/06
	50	Jamal Crawford vs. Golden State	12/20/08
Half	27	Kobe Bryant vs. L.A. Lakers (1st)	12/29/06
	27	Gerald Wallace vs. Atlanta (2nd)	3/28/06
Quarter	18	Gerald Wallace vs. Washington (3rd)	12/27/06
	18	Gerald Wallace vs. Atlanta (4th)	3/28/06
Overtime	12	Jarrett Jack vs. Portland (1st)	2/9/07

REBOUNDS

Game	25	Emeka Okafor vs. L.A. Lakers***	12/29/06
Half	14	Emeka Okafor vs. New Jersey (2nd)	1/17/07
Quarter	11	Marcus Camby vs. Denver (3rd)	1/14/08
Overtime	4	Emeka Okafor vs. Sacramento (1st)	2/22/08
	4	Gerald Wallace vs. Portland (1st)	2/9/07

OFFENSIVE REBOUNDS

Game	9	Emeka Okafor vs. Philadelphia	1/26/08
	9	David Lee vs. New York	12/21/07
	9	Emeka Okafor vs. Denver	11/12/06
	9	Elton Brand vs. L.A. Clippers	12/23/05
Half	9	David Lee vs. New York (2nd)	12/21/07
Quarter	8	David Lee vs. New York (4th)	12/21/07
Overtime	3	Kendrick Perkins vs. Boston (1st)	1/6/09
	3	Gerald Wallace vs. Cleveland (1st)	3/24/07
	3	Ricky Davis vs. Boston (1st)	11/5/05

DEFENSIVE REBOUNDS

Game	19	Emeka Okafor vs. L.A. Lakers***	12/29/06
	19	Chris Kaman vs. L.A. Clippers	12/23/05
Half	12	Chris Kaman vs. L.A. Clippers (2nd)	12/23/05
Quarter	8	Nazr Mohammed vs. Miami (4th)	3/22/08
	8	Jason Kidd vs. New Jersey (1st)	2/8/08
	8	Kurt Thomas vs. Phoenix (4th)	12/10/06
	8	Kevin Garnett vs. Minnesota (3rd)	4/4/06
	8	David Lee vs. New York (4th)	3/11/06
	8	Chris Kaman vs. L.A. Clippers (3rd)	12/23/05
Overtime	4	Gerald Wallace vs. Portland (1st)	2/9/07

ASSISTS

Game	18	Brevin Knight vs. Houston **	1/10/06
Half	11	Raymond Felton vs. Washington (1st)	4/3/07
	11	Brevin Knight vs. Houston (2nd)	1/10/06
Quarter	8	Jason Kidd vs. New Jersey (3rd)	2/8/08
	8	Brevin Knight vs. Detroit (3rd)	12/3/06
Overtime	3	Brevin Knight vs. Houston (1st)	1/10/06

STEALS

Game	8	Gerald Wallace vs. Milwaukee	1/13/06
	8	Morris Peterson vs. Toronto	2/10/06
Half	7	Morris Peterson vs. Toronto (2nd)	2/10/06
Quarter	5	Chris Paul vs. New Orleans (4th)	11/7/08
	5	Gerald Wallace vs. Milwaukee (3rd)	1/13/06
Overtime	2	Devin Harris vs. New Jersey (1st)	12/27/08

TURNOVERS

Game	9	Rajon Rondo vs. Boston	1/7/09
	9	Raymond Felton vs. Cleveland*	3/20/07
Half	6	Brook Lopez (2nd)	11/2/09
	6	Boris Diaw vs. Sacramento (2nd)	3/18/09
	6	Gerald Wallace vs. Milwaukee (2nd)	1/6/08
	6	Brevin Knight vs. L.A. Lakers (2nd)	2/3/06
	6	Raymond Felton vs. New Orleans (1st)	1/16/06
Quarter	5	Gerald Wallace vs. Indiana (3rd)	1/18/06
	5	Raymond Felton vs. New Orleans (2nd)	1/16/06
Overtime	3	Kwame Brown vs. L.A. Lakers (3rd)	12/29/06

BLOCKED SHOTS

Game	8	Emeka Okafor vs. Boston	12/16/06
	8	Emeka Okafor vs. Dallas	11/20/06
Half	6	Emeka Okafor vs. Dallas (1st)	11/20/06
Quarter	5	Emeka Okafor vs. Dallas (2nd)	11/20/06
	5	Tony Battie vs. Orlando (1st)	1/20/06
Overtime	2	Emeka Okafor vs. Atlanta (1st)	2/13/08
	2	Andray Blatche vs. Washington (1st)	11/21/07
	2	Kwame Brown vs. L.A. Lakers (2nd)	12/29/06

PERSONAL FOULS

Game	6	Several times	
Half	5	Several times	
Quarter	5	Brevin Knight vs. Utah (4th)	11/14/08
	5	Derek Anderson vs. New York (4th)	4/18/07
Overtime	5	Matt Carroll vs. Portland (1st)2/9/07	

FIELD GOALS MADE

Game	22	Kobe Bryant vs. L.A. Lakers***	12/29/06
Half	12	Al Jefferson vs. Minnesota (2nd)	4/8/08
Quarter	9	Gerald Wallace vs. Milwaukee (3rd)	11/2/07
Overtime	4	Shaquille O'Neal vs. Miami (1st)	3/6/06

FIELD GOALS ATTEMPTED

Game	45	Kobe Bryant vs. L.A. Lakers***	12/29/06
Half	21	LeBron James vs. Cleveland (2nd)	3/20/07
Quarter	13	Allen Iverson vs. Philadelphia (3rd)	2/8/06
Overtime	5	Richard Hamilton vs. Detroit (1st)	1/12/08
	5	Raymond Felton vs. Cleveland (1st)	3/20/07

THREE-POINT FIELD GOALS MADE

Game	7	Jason Richardson vs. Philadelphia	1/26/08
Half	5	Matt Carroll vs. Atlanta (2nd)	3/7/08
	5	Jason Richardson vs. Philadelphia (2nd)	1/26/08
	5	Jason Richardson vs. Washington (1st)	12/26/07
	5	Matt Carroll vs. Milwaukee (1st)	1/15/07
	5	Gerald Wallace vs. New York (2nd)	11/23/05
Quarter	4	Jason Richardson vs. Washington (1st)	12/26/07
	4	Jason Richardson vs. Seattle (3rd)	11/17/07
	4	Matt Carroll vs. Minnesota (2nd)	4/4/06
	4	Jumaine Jones vs. New York (1st)	3/11/06
Overtime	2	Gerald Wallace vs. Indiana (1st)	12/31/07

THREE-POINT FIELD GOALS ATTEMPTED

Game	13	Rashard Lewis vs. Orlando Magic	1/23/10
Half	9	V. Radmanovic vs. Washington (2nd)	2/11/09
	9	Andre Iguodala vs. Philadelphia (2nd)	4/16/08
	9	D. Stevenson vs. Washington (2nd)	3/8/08
Quarter	7	Andre Iguodala vs. Philadelphia (3rd)	4/16/08
Overtime	4	Richard Hamilton vs. Detroit (1st)	1/12/08

FREE THROWS MADE

Game	18	Marvin Williams vs. Atlanta	2/6/09
Half	16	Marvin Williams vs. Atlanta (2nd)	2/6/09
Quarter	11	Raymond Felton vs. Cleveland (4th)	12/8/07
Overtime	9	Jarrett Jack vs. Portland (1st)	2/9/07

FREE THROWS ATTEMPTED

Game	22	Gerald Wallace vs. Indiana*	12/31/07
	22	Dwyane Wade vs. Miami	11/25/06
Half	19	Dwyane Wade vs. Miami (2nd)	11/25/06
Quarter	13	Dwight Howard vs. Orlando (4th)	12/14/07
Overtime	12	Jarrett Jack vs. Portland (1st)	2/9/07

MINUTES

Game	57	Raymond Felton vs. L.A. Lakers***	12/29/06
	56	Chris Duhon vs. New York**	10/31/09
	56	David Wesley vs. Houston**	1/10/06

* Denotes Number of Overtime Periods

FRONT OFFICE

BASKETBALL OPS

PLAYERS

2009-10 REVIEW

RECORDS

PLAYOFFS

HISTORY

NBA

MISC.



GETTING TO THE PROS IS EASIER THAN YOU THINK.

www.presbyterian.org/doctor



With hundreds of doctors, surgeons and specialists to choose from, www.presbyterian.org/doctor makes it easy to find the right physician for you.

Presbyterian HOSPITAL

Remarkable People. Remarkable Medicine.

PLAYOFFS





2010 FIRST ROUND VS ORLANDO MAGIC

PLAYER	G	GS	MIN	FIELD GOALS			3-POINT FG			FREE THROWS			REBOUNDS			AST	PF	DQ	STL	TO	BLK	PTS	AVG
				FG	FGA	PCT	FG	FGA	PCT	FT	FTA	PCT	OFF	DEF	TOT								
Jackson	4	4	156	24	67	.358	3	18	.167	21	26	.808	6	14	20	15	13	0	5	17	1	72	18.0
Wallace	4	4	164	21	44	.477	5	11	.455	23	35	.657	2	34	36	9	9	0	5	3	6	70	17.5
Felton	4	4	130	17	42	.405	4	13	.308	9	12	.750	3	7	10	20	8	0	2	6	0	47	11.8
Thomas	4	0	68	15	24	.625	0	0	---	5	6	.833	6	16	22	2	9	0	2	4	2	35	8.8
Diaw	4	4	152	14	28	.500	1	9	.111	1	2	.500	7	13	20	16	11	0	1	12	3	30	7.5
Hughes	4	0	58	8	17	.471	4	10	.400	4	7	.571	1	12	13	6	8	0	0	3	0	24	6.0
Mohammed	4	0	48	11	19	.579	0	0	---	2	3	.667	5	3	8	2	13	0	1	1	2	24	6.0
Augustin	4	0	73	5	17	.294	2	6	.333	5	6	.833	1	3	4	7	4	0	1	4	1	17	4.3
Chandler	4	0	60	6	11	.545	0	0	---	2	3	.667	3	7	10	2	16	1	2	4	3	14	3.5
Ratliff	4	4	47	3	8	.375	0	0	---	1	2	.500	0	3	3	1	15	0	2	2	0	7	1.8
Brown	2	0	1	1	1	1.000	0	0	---	0	0	---	0	0	0	0	0	0	0	0	0	2	1.0
Graham	2	0	5	0	4	.000	0	1	.000	0	0	---	0	0	0	1	1	0	1	1	0	0	0.0
BOBCATS	4	-	960	125	282	.443	19	68	.279	73	102	.716	34	112	146	81	107	1	22	62	18	342	85.5
MAGIC	4	-	960	121	275	.440	45	120	.375	92	129	.713	37	114	151	62	94	4	31	51	26	379	94.8

SINGLE-GAME HIGHS

AVERAGE PER GAME

CAREER HIGHS (C=SET, T=TIED THIS SERIES)

PLAYER	MIN	REB	AST	ST	TO	BL	PTS	AVERAGE PER GAME						CAREER HIGHS (C=SET, T=TIED THIS SERIES)							
								MIN	REB	AST	STL	TO	BLK	PTS	FG	FGA	FT	FTA	REB	AST	PTS
Jackson	42	9	8	3	7	1	27	39.0	5.0	3.8	1.25	4.3	0.25	18.0	10T	20T	12	15	10	8C	33
Wallace	43	17	4	3	1	4	25	41.0	9.0	2.3	1.25	0.8	1.50	17.5	8C	13C	9C	13C	17C	4C	25C
Felton	35	4	6	1	2	0	19	32.5	2.5	5.0	0.50	1.5	0.00	11.8	7C	14C	3C	5C	4C	6C	19C
Thomas	29	9	1	1	2	2	21	17.0	5.5	0.5	0.50	1.0	0.50	8.8	9C	16	8	11	10	2	21C
Diaw	43	7	6	1	5	2	13	38.0	5.0	4.0	0.25	3.0	0.75	7.5	13	23	11	11	11	9	34
Hughes	20	4	2	0	2	0	14	14.5	3.3	1.5	0.00	0.8	0.00	6.0	11	24	10	14	10	12	33
Mohammed	16	3	1	1	1	1	10	12.0	2.0	0.5	0.25	0.3	0.50	6.0	8	11	8	10	15	1T	19
Augustin	23	2	3	1	2	1	6	18.3	1.0	1.8	0.25	1.0	0.25	4.3	2C	6C	3C	3C	2C	3C	6C
Chandler	20	5	2	2	2	1	6	15.0	2.5	0.5	0.50	1.0	0.75	3.5	9	11	11	15	15	3	22
Ratliff	18	2	1	1	1	0	5	11.8	0.8	0.3	0.50	0.5	0.00	1.8	10	16	6	7	12	2	26
Brown	1	0	0	0	0	0	2	0.5	0.0	0.0	0.00	0.0	0.00	1.0	1C	1C	0C	0C	0C	0C	2C
Graham	4	0	1	1	1	0	0	2.5	0.0	0.5	0.50	0.5	0.00	0.0	0C	3C	0C	0C	0C	1C	0C
BOBCATS	240	41	27	10	21	6	90	240.0	36.5	20.3	5.50	15.5	4.50	85.5	33C	74C	21C	33C	41C	27C	90C
OPPONENTS	240	43	18	11	21	10	99	240.0	37.8	15.5	7.75	12.8	6.50	94.8	33C	74C	30C	42C	43C	18C	99C



BOBCATS TEAM HIGHS

POINTS

Game	90	vs. Orlando	4/26/10
	89	at Orlando	4/18/10
Half	47	at Orlando (2nd)	4/21/10
Quarter	27	vs. Orlando (1st)	4/24/10

REBOUNDS

Game	41	at Orlando	4/18/10
Half	21	at Orlando (2nd)	4/18/10
Quarter	12	at Orlando (3rd)	4/18/10

OFFENSIVE REBOUNDS

Game	11	at Orlando	4/21/10
Half	7	at Orlando (1st)	4/18/10
Quarter	4	at Orlando (1st)	4/18/10
	4	at Orlando (3rd)	4/21/10

DEFENSIVE REBOUNDS

Game	31	at Orlando	4/18/10
Half	18	at Orlando (2nd)	4/18/10
Quarter	11	at Orlando (3rd)	4/18/10

ASSISTS

Game	27	vs. Orlando	4/26/10
Half	14	vs. Orlando (2nd)	4/26/10
Quarter	9	vs. Orlando (3rd)	4/26/10

STEALS

Game	10	vs. Orlando	4/24/10
Half	7	vs. Orlando (1st)	4/24/10
Quarter	4	vs. Orlando (1st)	4/24/10

TURNOVERS

Game	19	at Orlando	4/21/10
Half	13	at Orlando (1st)	4/21/10
Quarter	7	vs. Orlando (2nd)	4/24/10
	7	at Orlando (2nd)	4/21/10
	7	at Orlando (3rd)	4/18/10

BLOCKED SHOTS

Game	7	at Orlando	4/18/10
Half	5	at Orlando (2nd)	4/18/10
Quarter	4	at Orlando (3rd)	4/18/10

PERSONAL FOULS

Game	29	vs. Orlando	4/26/10
	29	at Orlando	4/21/10
Half	20	vs. Orlando (2nd)	4/26/10
Quarter	13	vs. Orlando (4th)	4/24/10
	13	vs. Orlando (4th)	4/26/10

FIELD GOALS MADE

Game	33	at Orlando	4/18/10
Half	19	at Orlando (1st)	4/18/10
Quarter	11	vs. Orlando (1st)	4/24/10

FIELD GOALS ATTEMPTED

Game	74	vs. Orlando	4/24/10
Half	41	at Orlando (1st)	4/18/10
Quarter	22	vs. Orlando (1st)	4/26/10
	22	at Orlando (1st)	4/18/10

FIELD GOAL PERCENTAGE

Game	.465	at Orlando (33-71)	4/18/10
Half	.514	at Orlando (2nd) (18-35)	4/21/10
Quarter	.625	vs. Orlando (3rd) (10-16)	4/26/10
	.625	at Orlando (4th) (10-16)	4/21/10

THREE-POINT FIELD GOALS MADE

Game	6	at Orlando	4/21/10
Half	4	vs. Orlando (1st)	4/26/10
	4	at Orlando (2nd)	4/21/10
Quarter	3	vs. Orlando (1st)	4/26/10
	3	at Orlando (3rd)	4/21/10

THREE-POINT FIELD GOAL ATTEMPTED

Game	23	vs. Orlando	4/24/10
Half	13	vs. Orlando (2nd)	4/24/10
Quarter	7	vs. Orlando (3rd)	2/24/10
	7	at Orlando (3rd)	4/21/10

THREE-POINT FIELD GOAL PERCENTAGE

Game	.429	at Orlando (6-14)	4/21/10
Half	.444	at Orlando (2nd) (4-9)	4/21/10
Quarter	.600	vs. Orlando (1st) (3-5)	4/26/10

FREE THROWS MADE

Game	21	vs. Orlando	4/26/10
Half	16	at Orlando (2nd)	4/18/10
Quarter	11	vs. Orlando (4th)	4/26/10
	11	at Orlando (3rd)	4/18/10

FREE THROWS ATTEMPTED

Game	33	vs. Orlando	4/26/10
Half	22	at Orlando (2nd)	4/18/10
Quarter	15	vs. Orlando (4th)	4/26/10
	15	at Orlando (3rd)	4/18/10

FREE THROW PERCENTAGE

Game	.826	vs. Orlando (19-23)	4/24/10
Half	.857	vs. Orlando (16-22)	4/24/10
Quarter	1.000	vs. Orlando (3-3)	4/24/10
	1.000	at Orlando (4-4)	4/21/10



PLAYOFFS

BOBCATS TEAM LOWS

POINTS

Game	77	at Orlando	4/21/10
	86	vs. Orlando	4/24/10
Half	30	at Orlando (1st)	4/21/10
Quarter	14	at Orlando (1st)	4/21/10

REBOUNDS

Game	33	vs. Orlando	4/24/10
Half	15	vs. Orlando (2nd)	4/24/10
Quarter	4	vs. Orlando (3rd)	4/24/10

OFFENSIVE REBOUNDS

Game	6	vs. Orlando	4/24/10
Half	1	vs. Orlando (2nd)	4/24/10
Quarter	0	vs. Orlando (3rd)	4/24/10

DEFENSIVE REBOUNDS

Game	25	at Orlando	4/21/10
Half	12	at Orlando (2nd)	4/21/10
Quarter	4	vs. Orlando (3rd)	4/24/10

ASSISTS

Game	17	vs. Orlando	4/24/10
Half	6	at Orlando (1st)	4/21/10
	6	at Orlando (2nd)	4/18/10
Quarter	1	at Orlando (1st)	4/21/10

STEALS

Game	2	vs. Orlando	4/26/10
Half	0	vs. Orlando (2nd)	4/26/10
Quarter	0	Six times	

TURNOVERS

Game	10	vs. Orlando	4/26/10
Half	5	vs. Orlando (2nd)	4/26/10
	5	vs. Orlando (1st)	4/26/10
Quarter	1	vs. Orlando (1st)	4/24/10
	1	at Orlando (4th)	4/18/10

BLOCKED SHOTS

Game	2	vs. Orlando	4/26/10
Half	0	vs. Orlando (1st)	4/26/10
	0	at Orlando (1st)	4/18/10
Quarter	0	Five times	

PERSONAL FOULS

Game	22	at Orlando	4/18/10
Half	9	vs. Orlando (1st)	4/26/10
Quarter	3	vs. Orlando (3rd)	4/24/10

FIELD GOALS MADE

Game	29	at Orlando	4/21/10
Half	11	at Orlando (1st)	4/21/10
Quarter	5	vs. Orlando (4th)	4/26/10
	5	at Orlando (1st)	4/21/10

FIELD GOALS ATTEMPTED

Game	66	at Orlando	4/21/10
Half	30	at Orlando (2nd)	4/18/10
Quarter	10	at Orlando (3rd)	4/18/10

FIELD GOAL PERCENTAGE

Game	.419	vs. Orlando (31-74)	4/24/10
Half	.355	at Orlando (1st) (11-32)	4/21/10
Quarter	.278	vs. Orlando (4th) (5-18)	4/26/10

THREE-POINT FIELD GOALS MADE

Game	3	at Orlando	4/18/10
Half	1	vs. Orlando (2nd)	4/26/10
	1	at Orlando (1st)	4/18/10
Quarter	0	Five times	

THREE-POINT FIELD GOALS ATTEMPTED

Game	12	at Orlando	4/18/10
Half	5	at Orlando (1st)	4/21/10
	5	at Orlando (1st)	4/18/10
Quarter	0	vs. Orlando (4th)	4/24/10

THREE-POINT FIELD GOAL PERCENTAGE

Game	.217	vs. Orlando (5-23)	4/24/10
Half	.125	vs. Orlando (1-8)	4/26/10
Quarter	.000	Five times	

FREE THROWS MADE

Game	13	at Orlando	4/21/10
Half	4	at Orlando (1st)	4/18/10
Quarter	0	at Orlando (1st)	4/18/10

FREE THROWS ATTEMPTED

Game	18	at Orlando	4/21/10
Half	6	at Orlando (1st)	4/18/10
Quarter	0	at Orlando (1st)	4/18/10

FREE THROW PERCENTAGE

Game	.636	vs. Orlando (21-33)	4/26/10
Half	.538	vs. Orlando (1st) (7-13)	4/26/10
Quarter	.400	at Orlando (2nd) (2-5)	4/21/10

FRONT OFFICE

BASKETBALL OPS

PLAYERS

2009-10 REVIEW

RECORDS

PLAYOFFS

HISTORY

NBA

MEDIA



BOBCATS INDIVIDUAL HIGHS

POINTS

Game	27	Stephen Jackson at Orlando	4/21/10
	25	Gerald Wallace at Orlando	4/18/10
Half	16	Stephen Jackson at Orlando (2nd)	4/21/10
Quarter	11	Gerald Wallace at Orlando (3rd)	4/21/10

REBOUNDS

Game	17	Gerald Wallace at Orlando	4/18/10
Half	9	Gerald Wallace at Orlando (2nd)	4/18/10
Quarter	6	Gerald Wallace at Orlando (3rd)	4/18/10

OFFENSIVE REBOUNDS

Game	3	Boris Diaw at Orlando	4/21/10
	3	Stephen Jackson at Orlando	4/18/10
Half	2	Five times	
Quarter	2	Tyrus Thomas vs. Orlando (2nd)	4/24/10
	2	Nazr Mohammed vs. Orlando (1st)	4/24/10
	2	Stephen Jackson at Orlando (4th)	4/18/10

DEFENSIVE REBOUNDS

Game	16	Gerald Wallace at Orlando	4/18/10
Half	9	Gerald Wallace at Orlando (2nd)	4/18/10
Quarter	6	Gerald Wallace at Orlando (3rd)	4/18/10

ASSISTS

Game	8	Stephen Jackson vs. Orlando	4/26/10
Half	5	Raymond Felton vs. Orlando (2nd)	4/26/10
	5	Raymond Felton vs. Orlando (2nd)	4/24/10
	5	Boris Diaw vs. Orlando (1st)	4/24/10
Quarter	5	Raymond Felton vs. Orlando (3rd)	4/24/10

STEALS

Game	3	Gerald Wallace vs. Orlando	4/24/10
	3	Stephen Jackson vs. Orlando	4/24/10
Half	3	Stephen Jackson vs. Orlando (1st)	4/24/10
Quarter	2	Stephen Jackson vs. Orlando (1st)	4/24/10

TURNOVERS

Game	7	Stephen Jackson at Orlando	4/21/10
Half	4	Stephen Jackson at Orlando (2nd)	4/21/10
Quarter	3	Stephen Jackson at Orlando (4th)	4/21/10
	3	Stephen Jackson at Orlando (3rd)	4/18/21

BLOCKED SHOTS

Game	4	Gerald Wallace at Orlando	4/21/10
Half	3	Gerald Wallace at Orlando (1st)	4/21/10
Quarter	2	Gerald Wallace at Orlando (1st)	4/21/10

PERSONAL FOULS

Game	6	Tyson Chandler at Orlando	4/21/10
Half	5	Nazr Mohammed vs. Orlando (2nd)	4/24/10
Quarter	4	Stephen Jackson at Orlando (4th)	4/26/10
	4	Nazr Mohammed vs. Orlando (4th)	4/24/10

FIELD GOALS MADE

Game	10	Stephen Jackson at Orlando	4/21/10
Half	5	Tyrus Thomas vs. Orlando (2nd)	4/26/10
	5	Gerald Wallace vs. Orlando (2nd)	4/24/10
	5	Raymond Felton at Orlando (2nd)	4/18/10
	5	Gerald Wallace at Orlando (1st)	4/18/10
Quarter	4	Tyrus Thomas vs. Orlando (3rd)	4/26/10
	4	Larry Hughes vs. Orlando (2nd)	4/24/10
	4	Stephen Jackson at Orlando (4th)	4/21/10

FIELD GOALS ATTEMPTED

Game	20	Stephen Jackson at Orlando	4/21/10
Half	13	Stephen Jackson at Orlando (2nd)	4/21/10
Quarter	8	Stephen Jackson vs. Orlando (1st)	4/24/10
	8	Stephen Jackson at Orlando (1st)	4/18/10

THREE-POINT FIELD GOALS MADE

Game	2	Seven times	
Half	2	Five times	
Quarter	2	Raymond Felton vs. Orlando (1st)	4/26/10
	2	Larry Hughes vs. Orlando (2nd)	4/24/10
	2	D.J. Augustin at Orlando (2nd)	4/21/10
	2	Raymond Felton at Orlando (4th)	4/18/10

THREE-POINT FIELD GOALS ATTEMPTED

Game	7	Stephen Jackson vs. Orlando	4/24/10
Half	5	Stephen Jackson vs. Orlando (2nd)	4/24/10
Quarter	3	Stephen Jackson vs. Orlando (3rd)	4/24/10
	3	Raymond Felton at Orlando (4th)	4/18/10

FREE THROWS MADE

Game	9	Gerald Wallace at Orlando	4/18/10
Half	7	Gerald Wallace at Orlando (2nd)	4/21/10
	7	Gerald Wallace at Orlando (2nd)	4/18/10
Quarter	6	Gerald Wallace at Orlando (3rd)	4/21/10

FREE THROWS ATTEMPTED

Game	13	Gerald Wallace at Orlando	4/18/10
Half	11	Gerald Wallace at Orlando (2nd)	4/18/10
Quarter	8	Gerald Wallace at Orlando (3rd)	4/18/10

MINUTES

Game	43	Boris Diaw at Orlando	4/18/10
------	----	-----------------------	---------



PLAYOFFS

OPPONENTS TEAM HIGHS

POINTS

Game	99	vs. Orlando	4/26/10
	98	at Orlando	4/18/10
Half	59	at Orlando (1st)	4/18/10
Quarter	34	at Orlando (3rd)	4/21/10

REBOUNDS

Game	43	vs. Orlando	4/24/10
Half	25	vs. Orlando (2nd)	4/24/10
Quarter	13	vs. Orlando (1st)	4/26/10
	13	vs. Orlando (4th)	4/24/10

OFFENSIVE REBOUNDS

Game	11	vs. Orlando	4/24/10
	11	at Orlando	4/21/10
Half	6	vs. Orlando (1st)	4/26/10
	6	vs. Orlando (1st)	4/24/10
	6	at Orlando (1st)	4/21/10
Quarter	5	vs. Orlando (3rd)	4/24/10
	5	vs. Orlando (2nd)	4/24/10

DEFENSIVE REBOUNDS

Game	32	vs. Orlando	4/24/10
Half	20	vs. Orlando (2nd)	4/24/10
Quarter	13	vs. Orlando (4th)	4/24/10

ASSISTS

Game	18	vs. Orlando	4/26/10
Half	9	vs. Orlando (2nd)	4/26/10
	9	vs. Orlando (1st)	4/26/10
	9	at Orlando (2nd)	4/21/10
Quarter	7	at Orlando (3rd)	4/21/10

STEALS

Game	11	at Orlando	4/21/10
Half	6	at Orlando (1st)	4/21/10
Quarter	4	at Orlando (3rd)	4/18/10

TURNOVERS

Game	19	vs. Orlando	4/24/10
Half	12	vs. Orlando (1st)	4/24/10
Quarter	6	vs. Orlando (2nd)	4/24/10
	6	vs. Orlando (1st)	4/24/10
	6	at Orlando (1st)	4/21/10

BLOCKED SHOTS

Game	10	at Orlando	4/18/10
Half	8	at Orlando (1st)	4/18/10
Quarter	6	at Orlando (1st)	4/18/10

PERSONAL FOULS

Game	25	vs. Orlando	4/24/10
Half	15	at Orlando (2nd)	4/18/10
Quarter	9	vs. Orlando (4th)	4/26/10

FIELD GOALS MADE

Game	33	at Orlando	4/18/10
Half	22	at Orlando (1st)	4/18/10
Quarter	12	at Orlando (3rd)	4/21/10
	12	at Orlando (1st)	4/18/10

FIELD GOALS ATTEMPTED

Game	74	at Orlando	4/18/10
Half	38	vs. Orlando (1st)	4/26/10
Quarter	22	vs. Orlando (3rd)	4/24/10

FIELD GOAL PERCENTAGE

Game	.446	at Orlando (33-74)	4/18/10
Half	.595	at Orlando (1st) (22-37)	4/18/10
Quarter	.667	at Orlando (3rd) (12-18)	4/21/10

THREE-POINT FIELD GOALS MADE

Game	13	vs. Orlando	4/26/10
	13	at Orlando	4/18/10
Half	9	at Orlando (1st)	4/18/10
Quarter	6	vs. Orlando (1st)	4/24/10
	6	at Orlando (2nd)	4/18/10

THREE-POINT FIELD GOALS ATTEMPTED

Game	33	vs. Orlando	4/26/10
Half	19	vs. Orlando (1st)	4/24/10
Quarter	10	vs. Orlando (1st)	4/26/10
	10	vs. Orlando (1st)	4/24/10
	10	at Orlando (2nd)	4/21/10

THREE-POINT FIELD GOAL PERCENTAGE

Game	.433	at Orlando (13-30)	4/18/10
Half	.500	at Orlando (1st) (9-18)	4/18/10
Quarter	.667	at Orlando (2nd) (6-9)	4/18/10

FREE THROWS MADE

Game	30	vs. Orlando	4/26/10
Half	23	vs. Orlando (2nd)	4/26/10
Quarter	15	vs. Orlando (4th)	4/26/10

FREE THROWS ATTEMPTED

Game	42	vs. Orlando	4/26/10
Half	33	vs. Orlando (2nd)	4/26/10
Quarter	23	vs. Orlando (4th)	4/26/10

FREE THROW PERCENTAGE

Game	.769	vs. Orlando (19-25)	4/24/10
Half	1.000	vs. Orlando (1st) (3-3)	4/24/10
Quarter	1.000	vs. Orlando (3rd) (3-3)	4/24/10
	1.000	vs. Orlando (2nd) (2-2)	4/24/10
	1.000	vs. Orlando (1st) (1-1)	4/24/10

FRONT OFFICE

BASKETBALL OPS

PLAYERS

2009-10 REVIEW

RECORDS

PLAYOFFS

HISTORY

NBA

MEDIA



OPPONENTS TEAM LOWS

POINTS

Game	90	vs. Orlando	4/24/10
	92	at Orlando	4/21/20
Half	39	at Orlando (2nd)	4/18/10
Quarter	12	vs. Orlando (2nd)	4/24/10

REBOUNDS

Game	34	at Orlando	4/18/10
Half	15	at Orlando (2nd)	4/21/10
Quarter	5	vs. Orlando (3rd)	4/26/10

OFFENSIVE REBOUNDS

Game	7	vs. Orlando	4/26/10
Half	1	vs. Orlando (2nd)	4/26/10
Quarter	0	vs. Orlando (4th)	4/26/10
	0	vs. Orlando (4th)	4/24/10
	0	at Orlando (2nd)	4/18/10

DEFENSIVE REBOUNDS

Game	25	at Orlando	4/21/10
Half	10	at Orlando (2nd)	4/21/10
Quarter	4	vs. Orlando (3rd)	4/26/10
	4	at Orlando (4th)	4/21/10
	4	at Orlando (3rd)	4/18/10

ASSISTS

Game	13	at Orlando	4/18/10
Half	6	vs. Orlando (2nd)	4/24/10
	6	at Orlando (2nd)	4/18/10
Quarter	2	vs. Orlando (4th)	4/24/10
	2	vs. Orlando (2nd)	4/24/10
	2	at Orlando (4th)	4/21/10
	2	at Orlando (1st)	4/18/10

STEALS

Game	6	at Orlando	4/18/10
Half	2	at Orlando	4/18/10
Quarter	0	vs. Orlando (4th)	4/24/10
	0	at Orlando (4th)	4/18/10
	0	at Orlando (4th)	4/18/10

TURNOVERS

Game	7	vs. Orlando	4/26/10
	7	at Orlando	4/18/10
Half	2	at Orlando (1st)	4/18/10
Quarter	0	vs. Orlando (3rd)	4/26/10
	0	at Orlando (1st)	4/18/10

BLOCKED SHOTS

Game	3	at Orlando	4/21/10
Half	0	vs. Orlando (1st)	4/26/10
Quarter	0	vs. Orlando (3rd)	4/26/10
	0	vs. Orlando (2nd)	4/26/10
	0	vs. Orlando (1st)	4/26/10
	0	at Orlando (3rd)	4/21/10

PERSONAL FOULS

Game	22	at Orlando	4/21/10
Half	9	at Orlando (1st)	4/18/10
Quarter	2	vs. Orlando (3rd)	4/26/10

FIELD GOALS MADE

Game	28	vs. Orlando	4/26/10
Half	11	at Orlando (2nd)	4/18/10
Quarter	5	Five times	

FIELD GOALS ATTEMPTED

Game	64	at Orlando	4/21/10
Half	29	vs. Orlando (2nd)	4/26/10
Quarter	12	vs. Orlando (4th)	4/24/10

FIELD GOAL PERCENTAGE

Game	.418	vs. Orlando (28-67)	4/26/10
Half	.297	at Orlando (2nd) (11-37)	4/18/10
Quarter	.238	at Orlando (3rd) (5-21)	4/18/10

THREE-POINT FIELD GOALS MADE

Game	9	vs. Orlando	4/24/10
Half	3	vs. Orlando (2nd)	4/24/10
Quarter	0	vs. Orlando (2nd)	4/24/10

THREE-POINT FIELD GOALS ATTEMPTED

Game	27	at Orlando	4/21/10
Half	11	vs. Orlando (2nd)	4/24/10
Quarter	4	vs. Orlando (4th)	4/24/10
	4	at Orlando (1st)	4/21/10

THREE-POINT FIELD GOAL PERCENTAGE

Game	.300	vs. Orlando (9-30)	4/24/10
Half	.273	vs. Orlando (2nd) (3-11)	4/24/10
Quarter	.250	vs. Orlando (4th) (1-4)	4/24/10
	.250	vs. Orlando (2nd) (2-8)	4/24/10
	.250	at Orlando (1st) (1-4)	4/21/10

FREE THROWS MADE

Game	19	vs. Orlando	4/24/10
	19	at Orlando	4/18/10
Half	3	vs. Orlando (1st)	4/24/10
Quarter	1	vs. Orlando (1st)	4/24/10

FREE THROWS ATTEMPTED

Game	25	vs. Orlando	4/24/10
Half	3	vs. Orlando (1st)	4/24/10
Quarter	1	vs. Orlando (1st)	4/24/10

FREE THROW PERCENTAGE

Game	.686	at Orlando (24-35)	4/21/10
Half	.545	at Orlando (1st) (6-11)	4/18/10
Quarter	.500	at Orlando (2nd) (2-4)	4/18/10

FRONT OFFICE

BASKETBALL OPS

PLAYERS

2009-10 REVIEW

RECORDS

PLAYOFFS

HISTORY

NBA

MEDIA



PLAYOFFS

OPPONENTS INDIVIDUAL HIGHS

POINTS

Game	32	Jameer Nelson vs. Orlando	4/24/10
	32	Jameer Nelson at Orlando	4/18/10
Half	19	Jameer Nelson vs. Orlando (1st)	4/24/10
Quarter	19	Jameer Nelson vs. Orlando (1st)	4/24/10

REBOUNDS

Game	13	Dwight Howard vs. Orlando	4/26/10
Half	7	Dwight Howard vs. Orlando (1st)	4/26/10
Quarter	6	Dwight Howard vs. Orlando (1st)	4/26/10

OFFENSIVE REBOUNDS

Game	7	Dwight Howard at Orlando	4/21/10
Half	4	Dwight Howard at Orlando (1st)	4/21/10
Quarter	4	Dwight Howard at Orlando (1st)	4/21/10

DEFENSIVE REBOUNDS

Game	12	Dwight Howard vs. Orlando	4/26/10
Half	6	Dwight Howard vs. Orlando (2nd)	4/26/10
	6	Dwight Howard vs. Orlando (1st)	4/26/10
Quarter	5	Dwight Howard vs. Orlando (4th)	4/26/10
	5	Dwight Howard vs. Orlando (1st)	4/26/10

ASSISTS

Game	6	Jameer Nelson at Orlando	4/18/10
Half	4	Matt Barnes at Orlando (2nd)	4/21/10
Quarter	3	Jameer Nelson vs. Orlando (1st)	4/26/10
	3	Jameer Nelson at Orlando (3rd)	4/21/10

STEALS

Game	4	Jameer Nelson vs. Orlando	4/24/10
Half	2	Nine times	
Quarter	2	Six times	

TURNOVERS

Game	6	Dwight Howard at Orlando	4/21/10
Half	4	Vince Carter vs. Orlando (1st)	4/24/10
Quarter	3	Vince Carter vs. Orlando (1st)	4/24/10
	3	Dwight Howard at Orlando (1st)	4/21/10

BLOCKED SHOTS

Game	9	Dwight Howard at Orlando	4/18/10
Half	8	Dwight Howard at Orlando (1st)	4/18/10
Quarter	6	Dwight Howard at Orlando (1st)	4/18/10

PERSONAL FOULS

Game	6	Vince Carter vs. Orlando	4/26/10
	6	Dwight Howard vs. Orlando	4/26/10
	6	Dwight Howard vs. Orlando	4/24/10
	6	Vince Carter at Orlando	4/18/10
Half	5	Vince Carter at Orlando (2nd)	4/18/10
Quarter	4	Vince Carter vs. Orlando (4th)	4/26/10

FIELD GOALS MADE

Game	12	Jameer Nelson vs. Orlando	4/24/10
Half	10	Jameer Nelson at Orlando (1st)	4/18/10
Quarter	7	Jameer Nelson vs. Orlando (1st)	4/24/10

FIELD GOALS ATTEMPTED

Game	19	Vince Carter at Orlando	4/18/10
Half	12	Jameer Nelson at Orlando (1st)	4/18/10
Quarter	8	Jameer Nelson vs. Orlando (3rd)	4/24/10
	8	Jameer Nelson at Orlando (1st)	4/18/10

THREE-POINT FIELD GOALS MADE

Game	5	Jameer Nelson vs. Orlando	4/24/10
Half	4	Jameer Nelson vs. Orlando (1st)	4/24/10
	4	Jameer Nelson at Orlando (1st)	4/18/10
Quarter	4	Jameer Nelson vs. Orlando (1st)	4/24/10

THREE-POINT FIELD GOALS ATTEMPTED

Game	9	Jameer Nelson vs. Orlando	4/24/10
Half	6	Rashard Lewis at Orlando (2nd)	4/21/10
	6	Jameer Nelson at Orlando (1st)	4/18/10
Quarter	4	Five times	

FREE THROWS MADE

Game	9	Vince Carter at Orlando	4/21/10
Half	8	Jameer Nelson vs. Orlando (2nd)	4/26/10
	8	Jameer Nelson at Orlando (2nd)	4/18/10
Quarter	6	Jameer Nelson vs. Orlando (3rd)	4/26/10
	6	Jameer Nelson at Orlando (4th)	4/18/10

FREE THROWS ATTEMPTED

Game	12	Dwight Howard at Orlando	4/21/10
Half	10	Jameer Nelson vs. Orlando (2nd)	4/26/10
	10	Dwight Howard vs. Orlando (2nd)	4/24/10
Quarter	9	Dwight Howard vs. Orlando (4th)	4/24/10

MINUTES

Game	44	Rashard Lewis vs. Orlando	4/26/10
------	----	---------------------------	---------

FRONT OFFICE

BASKETBALL OPS

PLAYERS

2009-10 REVIEW

RECORDS

PLAYOFFS

HISTORY

NBA

MEDIA

HISTORY





2008-09 BOBCATS



2008-09 FINAL ROSTER

Record: 35-47

Home: 23-18

Road: 12-29

Overtime: 5-3

No.	Player	Pos.	Ht.	Wt.	Birthdate	College/Country	Yrs Pro
21	Alexis Ajinca	C	7-0	220	5/6/88	France	R
14	D.J. Augustin	G	6-0	180	11/10/87	Texas	R
19	Raja Bell	G	6-5	215	9/19/76	Florida International	8
32	Boris Diaw	F	6-8	235	4/16/82	France	5
7	DeSagana Diop	C	7-0	280	1/30/82	Oak Hill Academy (VA)	7
20	Raymond Felton	G	6-1	198	6/26/84	North Carolina	3
5	Juwan Howard	F	6-9	250	2/7/73	Michigan	14
2	Dontell Jefferson	G	6-5	195	12/15/83	Arkansas	R
1	Cartier Martin	F	6-7	220	11/20/84	Kansas State	R
42	Sean May	F	6-9	266	4/4/84	North Carolina	3
6	Nazr Mohammed	C	6-10	250	9/5/77	Kentucky	10
50	Emeka Okafor	F/C	6-10	255	9/28/82	Connecticut	4
10	Vladimir Radmanovic	F	6-10	235	10/10/80	Serbia	7
44	Sean Singletary	G	6-0	185	9/6/85	Virginia	R
3	Gerald Wallace	F	6-7	220	7/23/82	Alabama	7

Head Coach: Larry Brown (North Carolina)**Assistant Coaches:** Herb Brown (Vermont), Jeff Capel (Fayetteville State), Phil Ford (North Carolina), Dave Hanners (North Carolina), LaSalle Thompson (Texas)**Head Athletic Trainer:** Steve Stricker (Iowa State)**Strength & Conditioning Coach:** Michael Irr (Connecticut)
Assistant Athletic Trainer: Dennis Williams (South Carolina)
Equipment Manager: Fred Glover (Campbell)

CONFERENCE RECORDS

	Overall	Home	Road	Overtime
Eastern	20-32	13-13	7-19	3-3
Western	15-15	10-5	5-10	2-0

DIVISION RECORDS

	Overall	Home	Road	Overtime
Atlantic	9-9	5-4	4-5	1-2
Central	6-12	4-5	2-7	2-0
Southeast	5-11	4-4	1-7	1-0
Northwest	4-6	4-1	0-5	1-0
Pacific	8-2	4-1	4-1	1-0
Southwest	3-7	2-3	1-4	0-0

RECORDS BY MONTH

	Overall	Home	Road	Overtime
Oct/Nov	5-11	4-7	1-4	1-0
December	6-10	4-5	2-5	1-1
January	8-7	5-1	3-6	0-1
February	6-7	3-2	3-5	0-0
March	9-5	6-2	3-3	0-0
April	1-7	1-1	0-6	0-1

Playoff Results: None**NBA Honors:** D.J. Augustin, Second Team All-Rookie



2008-09 GAME-BY-GAME

G	Date	Score	Opp	WL	Record	Atten.	Streak	Charlotte High Scorer	Charlotte High Rebounder	Charlotte High Assist	Opponent High Scorer	Opponent High Rebounder
1	10/30	79-96	@CLE	L	0-1	20,562	L1	Richardson (24)	Okafor (12)	Felton (5)	Gibson (25)	Wallace (10)
2	11/1	100-87	MIA	W	1-1	19,238	W1	Wallace (34)	Okafor (13)	Felton (8)	Beasley (25)	Marion (8)
3	11/3	83-101	@NY	L	1-2	11,023	L1	Brown (16)	Wallace (12)	Richardson (5)	Hamilton (19)	Brown (9)
4	11/5	98-101	@DET	L	1-3	17,977	L2	Felton (18)	Okafor (15)	Felton (6)	Randolph (25)	Randolph (13)
5	11/7	92-89	NO	W	2-3	13,435	W1	Felton/Richardson (20)	Okafor (10)	Augustin (4)	Paul/Stojakovic (20)	Chandler/Stojakovic (7)
6	11/9	79-89	TOR	L	2-4	12,111	L1	Augustin (14)	Wallace (8)	Felton (6)	Bosh (30)	Bosh (15)
7	11/11	80-88	DEN	L	2-5	10,753	L2	Richardson (23)	Okafor (8)	Felton (5)	Anthony (25)	Nieza/Nene (8)
8	11/14	104-96	UTA	W	3-5	14,189	W1	Felton (23)	Felton (23)	Felton (6)	Boozer (26)	Boozer (15)
9	11/16	95-90	ORL	L	3-6	12,639	W1	Wallace (19)	Okafor/Wallace (9)	Felton (6)	Turkoglu (20)	Battie/Howard (7)
10	11/18	83-100	DAL	L	3-7	10,935	L2	Augustin (21)	Okafor (9)	Augustin (4)	Nowitzki (32)	Damien (11)
11	11/21	83-88	@ATL	L	3-8	15,068	L3	Augustin (26)	Okafor (11)	Augustin (7)	Johnson (30)	Evans/Williams (10)
12	11/22	74-79	MIL	L	3-9	12,096	L4	Wallace (18)	Okafor (18)	Felton (5)	Sessions (18)	Bogut (7)
13	11/24	93-94	PHI	W	4-9	10,848	W1	Augustin (25)	Okafor (9)	Augustin (11)	Brand (18)	Brand (9)
14	11/26	86-93	@TOR	L	4-10	17,414	L1	Wallace (23)	Okafor (14)	Felton (7)	Bosh (39)	Bosh (11)
15	11/28	**115-108	@IND	W	5-10	17,160	W1	Felton (31)	Okafor (20)	Felton (7)	Granger (35)	Murphy (12)
16	11/29	84-89	BOS	L	5-11	19,177	L1	Wallace (23)	Wallace (8)	Felton (6)	Pierce (19)	Perkins (10)
17	12/1	100-90	MIN	W	6-11	9,285	W1	Richardson (25)	Okafor (10)	Felton (14)	Foye (23)	Miller (12)
18	12/3	103-97	OKC	W	7-11	11,629	W2	Okafor (25)	Okafor (13)	Felton (12)	Durant (24)	Green (6)
19	12/5	96-101	@MIL	L	7-12	14,875	L1	Richardson (20)	Okafor (8)	Felton (8)	Redd (25)	Bogut (10)
20	12/6	74-94	CLE	L	7-13	19,133	L2	Augustin (17)	Okafor (8)	Felton (5)	James (25)	Ilgaukas (11)
21	12/8	96-100	@MIA	L	7-14	15,024	L3	Richardson (24)	Okafor (12)	Felton (8)	Wade (41)	Haslem (9)
22	12/10	89-105	@NO	L	7-15	15,750	L4	Augustin (28)	Okafor (8)	Augustin (7)	Stojakovic/West (17)	Chandler (11)
23	12/11	90-95	@DAL	L	7-16	19,736	L5	Okafor (27)	Okafor (17)	Augustin (10)	Terry (26)	Nowitzki (13)
24	12/13	86-90	DET	L	7-17	17,373	L6	Wallace (22)	Okafor (12)	Diaw (5)	Iverson (20)	McDyess/Prince (6)
25	12/15	79-83	@ATL	L	7-18	12,733	L7	Diaw (25)	Okafor (11)	Felton (7)	Johnson (28)	Horford (14)
26	12/16	**110-101	CHI	W	8-18	11,225	W1	Augustin (29)	Okafor (13)	Augustin/Felton (7)	Gordon (25)	Gooden/Thomas (9)
27	12/19	112-83	@MEM	W	9-18	11,869	W2	Diaw (26)	Diaw (10)	Augustin (10)	Gay (17)	Gasol (6)
28	12/20	103-110	GS	L	9-19	13,068	L1	Wallace (26)	Okafor (13)	Felton (8)	Crawford (50)	Azubuike (13)
29	12/23	80-72	WAS	W	10-19	13,776	W1	Okafor (29)	Okafor (18)	Felton (8)	Butler (31)	McGuire (10)
30	12/26	95-87	@NU	W	11-19	16,852	W2	Felton (22)	Wallace (13)	Diaw (7)	Carter (19)	Lopez (7)
31	12/27	*103-114	NY	L	11-20	15,837	L1	Wallace (32)	Okafor (10)	Diaw (7)	Carter (28)	Lopez (3)
32	12/30	89-93	NY	L	11-21	15,108	L2	Wallace (21)	Okafor (15)	Felton (8)	Chandler (19)	Lee (16)
33	1/2	75-103	@MIL	L	11-22	15,007	L3	Diaw (16)	Okafor (12)	Diaw (6)	Redd (31)	Mbah A Moute (9)
34	1/3	102-92	MIL	W	12-22	14,201	W1	Wallace (24)	BD/RF/EO (6)	Diaw (7)	Jefferson (19)	Jefferson/Villanueva (7)
35	1/6	**114-106	BOS	W	13-22	17,112	W2	Felton (25)	Okafor (17)	Felton (8)	Pierce (28)	Garrett (13)
36	1/7	81-111	@CLE	L	13-23	20,562	L1	Felton (15)	Diaw (8)	Diaw (6)	James (21)	Wallace (9)
37	1/9	87-93	@PHI	L	13-24	14,235	L2	Okafor (24)	Okafor (11)	Felton (8)	Miller (22)	Dalembert (9)
38	1/10	92-89	@WAS	W	14-24	20,173	W1	Bell (19)	Okafor (6)	Felton (11)	Butler (19)	Blatche (10)
39	1/13	80-78	@DET	W	15-24	22,076	W2	Felton (23)	Wallace (10)	Felton (9)	Stuckey (22)	Prince (9)
40	1/17	*102-97	POR	W	16-24	17,842	W3	Wallace (31)	Wallace (16)	Diaw/Felton (7)	Aldridge (21)	Pryzbilla (10)
41	1/19	84-86	SAN	L	16-25	16,160	L1	Bell (25)	Diaw (13)	Felton (9)	Duncan (17)	Duncan (11)
42	1/21	101-86	MEM	W	17-25	11,249	W1	Bell (25)	Okafor (15)	Wallace (9)	Gay (26)	Gasol (6)
43	1/23	98-76	PHO	W	18-25	19,104	W2	Wallace (28)	Diaw (11)	Bell (8)	O'Neal (20)	Stoudemire (9)
44	1/25	93-98	@IND	L	18-26	10,936	L1	Bell/Diaw (18)	Okafor (8)	Felton (12)	Granger (27)	Murphy (14)
45	1/27	**117-110	@LAL	W	19-26	18,997	W1	Diaw (23)	Felton/Okafor (11)	Diaw/Felton (9)	Bryant (38)	Bynum (14)
46	1/28	74-88	@POR	L	19-27	20,380	L1	Okafor (18)	Felton/Okafor (5)	Felton (8)	Aldridge (25)	Oden (14)
47	1/30	99-110	@DEN	L	19-28	18,463	L2	Bell (27)	Diop (7)	Felton (9)	Nene (22)	Nene (12)
48	2/2	86-105	@UTA	L	19-29	19,911	L3	Felton (16)	Okafor (7)	Felton (9)	Okur (22)	Kovner (8)
49	2/6	97-102	ATL	L	19-30	15,140	L4	Bell (17)	Okafor (19)	Felton (8)	Williams (29)	Pachulia (8)
50	2/8	92-96	@MIA	L	19-31	17,656	L5	Augustin (27)	Okafor (8)	Felton (11)	Wade (22)	Marion (10)
51	2/9	94-73	LAC	W	20-31	10,852	W1	Okafor (19)	Okafor (16)	Diaw (9)	Randolph (20)	Camby (11)
52	2/11	101-89	WAS	W	21-31	10,237	W2	Augustin (24)	Okafor (13)	Felton (9)	Butler (26)	Jamison (9)
53	2/17	*102-107	@ORL	L	21-32	17,461	L1	Felton (22)	Felton (20)	Felton (5)	Howard (45)	Howard (19)
54	2/18	103-94	IND	W	22-32	12,374	W1	Wallace (25)	Okafor (12)	Wallace (7)	Jack/Murphy (18)	Murphy (16)
55	2/20	80-92	ORL	L	22-33	19,244	L1	Felton (16)	Okafor (11)	Felton (5)	Turkoglu (24)	Howard (16)
56	2/22	78-99	HOU	L	22-34	17,124	L2	BD/RF/EO (13)	Okafor (11)	Felton (4)	Artest (26)	Scalia (10)
57	2/24	102-112	@PHO	L	22-35	18,422	L3	Diaw (27)	Diaw (10)	Felton (9)	Nash (22)	O'Neal (11)
58	2/25	98-91	@SAC	W	23-35	10,439	W1	Wallace (27)	Okafor (11)	Felton (9)	Marin (27)	Gooden (13)
59	2/27	112-109	@GS	W	24-35	18,653	W2	Felton (26)	Okafor/Wallace (11)	Felton (9)	Jackson (53)	Biedrins (3)
60	2/28	100-95	@LAC	W	25-35	16,349	W3	Okafor (28)	Okafor/Wallace (9)	Augustin (8)	Randolph (33)	Camby (13)
61	3/3	96-80	CHI	W	26-35	14,216	W4	Bell/Felton (18)	Okafor (10)	Felton (9)	Gordon/Ty Thomas (14)	Ty Thomas (12)
62	3/6	98-91	ATL	W	27-35	15,058	W5	Wallace (21)	Okafor (11)	Diaw (13)	Horford (15)	Williams (8)
63	3/7	114-105	@NY	W	28-35	19,763	W6	Wallace (23)	Wallace (13)	Felton (10)	Harrington (24)	Richardson (9)
64	3/10	86-100	@SAN	L	28-36	18,254	L1	Bell/Okafor (16)	Diop/Wallace (7)	Diaw (8)	Mason/Parker (21)	Duncan (11)
65	3/13	86-91	HOU	L	28-37	16,809	L2	Wallace (17)	Okafor (8)	Felton (8)	Yao (23)	Yao (8)
66	3/14	100-108	@MIN	L	28-38	15,276	L3	Wallace (26)	Wallace (10)	Felton (5)	Love/Smith (7)	Love/Smith (7)
67	3/16	112-88	TOR	W	29-38	11,349	W1	Wallace (25)	Wallace/Radmanovic (9)	Felton (8)	Bosh (18)	Bosh (14)
68	3/18	104-88	SAC	W	30-38	13,594	W2	Wallace (25)	Wallace (12)	Felton (7)	McCants (10)	Thompson (11)
69	3/20	102-89	@TOR	W	31-38	18,441	W3	Diaw/Wallace (30)	Wallace (9)	Wallace (8)	Bosh (35)	Bargnan/Bosh (7)
70	3/21	83-108	IND	L	31-39	15,721	L1	Diaw (15)	Okafor (9)	Felton/Wallace (5)	Jack (31)	Jack (6)
71	3/25	93-95	@WAS	L	31-40	14,657	L2	Wallace (21)	Wallace (11)	Felton (8)	Jamison (27)	Jamison (8)
72	3/27	100-95	@PHI	W	32-40	19,098	W1	Diaw (24)	Wallace (11)	Diaw (6)	Igoudala (25)	Young (7)
73	3/28	96-85	NY	W	33-40	19,133	W2	Wallace (23)	Okafor (14)	Wallace (8)	Chandler/Harrington (18)	Lee (10)
74	3/31	94-84	LAL	W	34-40	19,568	W3	Wallace (21)	Wallace (13)	Diaw (12)	Bryant (25)	Gasol (11)
75	4/1	**109-111	@BOS	L	34-41	18,624	L1	Wallace (20)	Okafor/Wallace (10)	Felton (12)	Pierce (32)	Perkins (12)
76	4/3	92-97	MIA	L	34-42	19,568	L2	Wallace (21)	Okafor (13)	Felton (10)	Wade (27)	Wade (10)
77	4/5	97-104	@DET	L	34-43	22,076	L3	Augustin (22)	Okafor (16)	Diaw (6)	Bynum (32)	Brown/McDyess (9)
78	4/7	101-98	PHI	W	35-43	16,499	W1	Felton (32)	Okafor (12)	Augustin/Diaw (6)	Miller (23)	Dalembert (9)
79	4/10	81-84	@OKC	L	35-44	19,136	L1	Augustin (20)	Wallace (14)	Felton (5)	Durant (20)	Green (11)
80	4/11	106-113	@CHI	L	35-45	20,265	L2	Felton (26)	Okafor (14)	Augustin (8)	Durant (39)	Noah (10)
81	4/13	87-91	@NU	L	35-46	14,519	L3	Felton (19)	BD/DD/EO (5)	Felton (5)	Lopez (18)	Lopez (20)
82	4/15	73-98	@ORL	L	35-47	17,461	L4	Felton (23)	Wallace (10)	Jefferson (4)	Battie (21)	Howard (12)

* overtime, ** double overtime, *** triple overtime

FRONT OFFICE

BASKETBALL OPS

PLAYERS

2009-10 REVIEW

RECORDS

PLAYOFFS

HISTORY

NBA

MISC.



HISTORY

2008-09 FINAL STATISTICS

RECORD (35-47)

Player	G	GS	MIN	FG	FGA	PCT	3FG	FGA	PCT	FT	FTA	PCT	OFF	DEF	TOT	AST	PF	DQ	STL	TO	BLK	PTS	AVG
Richardson	14	14	491	97	220	.441	27	59	.458	41	55	.745	13	45	58	36	43	1	14	24	3	262	18.7
Wallace	71	71	2669	389	811	.480	39	131	.298	365	454	.804	112	441	553	189	210	7	121	148	67	1182	16.6
Felton	82	81	3086	442	1083	.408	59	207	.285	219	272	.805	54	256	310	553	191	1	126	228	30	1162	14.2
Diaw (TOT)	81	59	2754	448	884	.507	75	181	.414	101	147	.687	118	314	432	333	202	1	61	215	53	1072	13.2
Diaw (CHA)	59	59	2216	368	743	.495	70	167	.419	83	121	.686	94	254	348	287	163	1	50	178	44	889	15.1
Okafor	82	81	2691	433	772	.561	0	0	---	219	369	.593	275	552	827	53	247	3	48	144	136	1085	13.2
Bell (TOT)	67	66	2315	299	684	.437	114	271	.421	87	102	.853	41	202	243	142	166	1	50	86	8	799	11.9
Bell (CHA)	45	44	1603	223	507	.440	70	177	.395	71	81	.877	33	146	179	113	109	0	37	68	6	587	13.0
Augustin	72	12	1908	267	621	.430	108	246	.439	208	233	.893	17	116	133	250	140	1	42	119	2	850	11.8
Radmanovic (TOT)	78	31	1445	196	466	.421	105	262	.401	43	58	.741	45	177	222	81	111	0	46	98	15	540	6.9
Radmanovic (CHA)	32	3	674	101	252	.401	45	126	.357	20	31	.645	27	78	105	43	60	0	18	51	8	267	8.3
Dudley	20	7	427	45	96	.469	3	8	.375	15	24	.625	25	34	59	19	40	1	18	10	2	108	5.4
Jefferson	6	0	84	11	22	.500	1	2	.500	6	9	.667	1	11	12	9	9	0	4	6	1	29	4.8
S. Brown	30	0	341	56	123	.455	8	28	.286	24	30	.800	8	16	24	28	33	0	18	29	5	144	4.8
Morrison	44	5	667	76	211	.360	31	92	.337	16	21	.762	16	56	72	38	73	0	9	29	4	199	4.5
Howard (TOT)	42	2	472	75	147	.510	0	0	---	23	34	.676	30	46	76	26	71	0	7	26	6	173	4.1
Howard (CHA)	39	2	450	74	145	.510	0	0	---	23	34	.676	29	43	72	24	67	0	6	26	5	171	4.4
Carroll	34	10	475	56	138	.406	12	45	.267	15	19	.789	5	50	55	24	53	0	18	26	5	139	4.1
May	24	12	301	39	98	.398	1	1	1.000	14	20	.700	20	49	69	10	32	0	5	26	4	93	3.9
Hollins	18	1	184	19	35	.543	0	0	---	26	39	.667	19	17	36	4	34	0	3	10	17	64	3.6
Mohammed	39	1	341	41	101	.406	0	0	---	22	40	.550	35	44	79	8	63	0	5	23	16	104	2.7
Martin	33	1	266	28	77	.364	10	33	.303	20	25	.800	7	26	33	13	33	0	8	9	4	86	2.6
Singletary (TOT)	37	2	303	31	85	.365	10	25	.400	18	21	.857	10	25	35	29	45	0	11	23	0	90	2.4
Singletary (CHA)	24	1	181	19	48	.396	6	15	.400	12	15	.800	5	14	19	17	31	0	5	18	0	56	2.3
Diop (TOT)	75	1	1036	74	171	.433	0	0	---	22	66	.333	114	159	273	32	128	1	29	39	56	170	2.3
Diop (CHA)	41	1	584	52	113	.460	0	0	---	10	37	.270	69	86	155	19	73	0	17	28	31	114	2.8
Ajinca	31	4	182	25	69	.362	0	2	.000	20	28	.714	9	21	30	3	34	0	7	12	6	70	2.3
Jones	6	0	52	4	7	.571	0	0	---	4	6	.667	6	6	12	0	6	0	0	4	1	12	2.0
A. Brown	4	0	41	1	7	.143	0	0	---	2	2	1.000	7	5	12	1	9	0	1	5	0	4	1.0
Johnson	2	0	13	0	0	---	0	0	---	0	0	---	0	0	0	0	1	0	0	0	0	0	0.0
BOBCATS	82	-	19930	2866	6299	.455	490	1339	.366	1455	1965	.740	886	2366	3252	1741	1754	15	580	1279	397	7677	93.6
OPPONENTS	82	-	19930	2883	6349	.454	558	1526	.366	1457	1928	.756	877	2310	3187	1604	1714	24	626	1206	488	7781	94.9

SINGLE-GAME HIGHS

AVERAGE PER GAME

CAREER HIGHS (C=SET, T=TIED THIS SEASON)

PLAYER	MIN	REB	AST	STL	TO	BLK	PTS	MIN	REB	AST	STL	TO	BLK	PTS	FG	FGA	FT	FTA	REB	AST	PTS
Richardson	42	9	5	2	3	1	25	35.1	4.1	2.6	1.00	1.7	0.21	18.7	18	32	12	14	14	8	44
Wallace	46	16	9	5	5	5	34	37.6	7.8	2.7	1.70	2.1	0.94	16.6	17	30	16	22	17	10	42
Felton	53	11	14	7	7	2	32	37.6	3.8	6.7	1.54	2.8	0.37	14.2	13	24	13	16	11C	19	32C
Diaw (TOT)	48	13	13	4	8	7	30	34.0	5.3	4.1	0.75	2.7	0.65	13.2	15C	24C	10	10	14	16	31
Diaw (CHA)	48	13	13	4	8	7	30	37.6	5.9	4.9	0.85	3.0	0.75	15.1							
Okafor	47	20	4	4	6	5	29	32.8	10.1	0.6	0.59	1.8	1.66	13.2	13	26	13	18	25	5	30
Bell (TOT)	49	8	8	4	4	1	27	34.6	3.6	2.1	0.75	1.3	0.12	11.9	12	19T	12	14	13	8C	31
Bell (CHA)	49	8	8	4	4	1	27	35.6	4.0	2.5	0.82	1.5	0.13	13.0							
Augustin	45	6	11	4	7	1	29	26.5	1.8	3.5	0.58	1.7	0.03	11.8	10C	20C	13C	13C	6C	11C	29C
Radmanovic (TOT)	31	9	4	4	4	2	21	18.5	2.8	1.0	0.59	1.3	0.19	6.9	11	20	7	8	14	6	30
Radmanovic (CHA)	31	9	4	3	3	2	21	21.1	3.3	1.3	0.56	1.6	0.25	8.3							
Dudley	39	7	4	3	3	1	13	21.4	3.0	1.0	0.90	0.5	0.10	5.4	8	14	8	12	18	6	19
Jefferson	29	5	4	2	2	1	10	14.0	2.0	1.5	0.67	1.0	0.17	4.8	3C	6C	3C	3C	5C	4C	10C
S. Brown	26	4	3	4	5	2	16	11.4	0.8	0.9	0.60	1.0	0.17	4.8	8	16	7C	8C	5	4	20
Morrison	37	6	4	2	4	1	16	15.2	1.6	0.9	0.20	0.7	0.09	4.5	12	23	10	11	7	7	30
Howard (TOT)	31	5	4	1	3	2	14	11.2	1.8	0.6	0.17	0.6	0.14	4.1	19	29	15	17	16	9	42
Howard (CHA)	31	5	4	1	3	2	14	11.5	1.8	0.6	0.15	0.7	0.13	4.4							
Carroll	30	4	3	2	3	1	10	14.0	1.6	0.7	0.53	0.8	0.15	4.1	11	19	11	12	11	5	27
May	27	11	2	2	3	2	10	12.5	2.9	0.4	0.21	1.1	0.17	3.9	10	17	14	17	17	6	32
Hollins	21	4	2	1	2	3	9	10.2	2.0	0.2	0.17	0.6	0.94	3.6	6	9	6	8	12	2T	13
Mohammed	17	8	2	2	2	2	12	8.7	2.0	0.2	0.13	0.6	0.41	2.7	14	21	10	11	20	4	30
Martin	24	4	2	2	2	1	11	8.1	1.0	0.4	0.24	0.3	0.12	2.6	4C	8C	3C	4C	4C	2C	11C
Singletary (TOT)	23	5	3	2	3	0	13	8.2	0.9	0.8	0.30	0.6	0.00	2.4	4C	7C	4C	4C	5C	3C	13C
Singletary (CHA)	20	3	3	1	3	0	13	7.5	0.8	0.7	0.21	0.8	0.00	2.3							
Diop (TOT)	29	9	4	3	3	5	8	13.8	3.6	0.4	0.39	0.5	0.75	2.3	5	9	6	8	16	4T	10
Diop (CHA)	29	7	3	3	3	5	8	14.2	3.8	0.5	0.41	0.7	0.76	2.8							
Ajinca	20	4	1	2	3	1	12	5.9	1.0	0.1	0.23	0.4	0.19	2.3	5C	9C	2C	4C	4C	1C	12C
Jones	18	6	0	0	2	1	4	8.7	2.0	0.0	0.00	0.7	0.17	2.0	3	4	4	6	13	2	9
A. Brown	15	6	1	1	3	0	2	10.3	3.0	0.3	0.25	1.3	0.00	1.0	8	14	4	9	18	2	19
Johnson	10	0	0	0	0	0	0	6.5	0.0	0.0	0.00	0.0	0.00	0.0	7	16	4	4	14	3	17
BOBCATS	290	53	35	15	25	13	117	243.0	39.7	21.2	7.07	15.6	4.84	93.6	51	112	43	52	64	39	133
OPPONENTS	290	55	29	14	25	12	114	243.0	38.9	19.6	7.63	14.7	5.95	94.9	50	100	38	50	63	40	136



2007-08 BOBCATS



2007-08 FINAL ROSTER

Record: 32-50

Home: 21-20

Road: 11-30

Overtime: 2-5

No.	Player	Pos.	Ht.	Wt.	Birthdate	College/Country	Yrs Pro
1	Derek Anderson	G	6-5	195	7/18/74	Kentucky	10
11	Earl Boykins	G	5-5	135	6/2/76	Eastern Michigan	9
13	Matt Carroll	G	6-6	212	8/28/80	Notre Dame	4
33	Jermareo Davidson	F/C	6-10	230	11/17/84	Alabama	R
4	Jared Dudley	G/F	6-7	225	7/10/85	Boston College	R
20	Raymond Felton	G	6-1	198	6/26/84	North Carolina	2
4	Othella Harrington	F	6-9	235	1/31/74	Georgetown	11
15	Ryan Hollins	C	7-0	230	10/10/84	UCLA	1
42	Sean May	F	6-9	266	4/4/84	North Carolina	2
6	Nazr Mohammed	C	6-10	250	9/5/77	Kentucky	9
35	Adam Morrison	F	6-8	205	7/19/84	Gonzaga	1
50	Emeka Okafor	F/C	6-10	255	9/28/82	Connecticut	3
23	Jason Richardson	G	6-6	225	1/20/81	Michigan State	6
3	Gerald Wallace	G/F	6-7	220	7/23/82	Alabama	6

Head Coach: Sam Vincent

Lead Assistant Coach: Lee Rose

Assistant Coaches: Phil Ford, Paul Mokeski, Jeff Capel, Mike Sanders

Head Athletic Trainer: Joe Sharpe

Strength & Conditioning Coach: Mark Coffelt

Assistant Athletic Trainer: Dennis Williams

Equipment Manager: Fred Glover

CONFERENCE RECORDS

	Overall	Home	Road	Overtime
Eastern:	19-33	13-13	6-20	2-4
Western:	13-17	8-7	5-10	0-1

DIVISION RECORDS

	Overall	Home	Road	Overtime
Atlantic	6-12	4-5	2-7	0-1
Central	6-12	4-5	2-7	1-2
Southeast	7-9	5-3	2-6	1-1
Southwest	1-9	1-4	0-5	0-0
Northwest	8-2	5-0	3-2	0-0
Pacific	4-6	2-3	2-3	0-1

RECORDS BY MONTH

	Overall	Home	Road	Overtime
November	6-8	5-4	1-4	0-1
December	5-10	5-4	0-6	1-0
January	7-10	4-6	3-4	0-2
February	1-11	1-3	0-8	1-1
March	9-7	4-1	5-6	0-0
April	4-4	2-2	2-2	0-1

Playoff Results: None

NBA Honors: Gerald Wallace, Eastern Conference Player of the Week (Jan. 20, 2008); Jason Richardson, Eastern Conference Player of the Week (March 9, 2008; March 30, 2008)



HISTORY

2007-08 GAME-BY-GAME

	G	Date	Score	Opp	WL	Record	Atten.	Streak	Charlotte High Scorer	Charlotte High Rebounder	Charlotte High Assist	Opponent High Scorer	Opponent High Rebounder
	1	1/1	99-106	IND	L	0-1	18,518	L1	Okafor (19)	Okafor (13)	Knights (7)	O'Neal/Jasikevicius (20)	Foster (11)
	2	1/13	83-96	@MEM	L	0-2	13,787	L2	Morrison (21)	Okafor (8)	Felton (8)	Miller (27)	Roberts (11)
	3	1/14	92-88	CLE	W	1-2	19,147	W1	Felton (23)	May (9)	Knights (7)	Gooden (21)	Gooden (16)
	4	1/18	*108-110	@ BOS	L	1-3	15,183	L1	Okafor (28)	Okafor (18)	Knights (7)	Sczerbiak/Pierce (35)	Pierce (13)
	5	1/10	85-99	SEA	L	1-4	13,515	L2	Okafor (20)	Okafor (15)	Knights (7)	Allen (26)	Collison (15)
	6	1/12	101-108	DEN	L	1-5	13,203	L3	Okafor (22)	Okafor (15)	Knights (7)	Anthony (36)	Cambly (11)
	7	1/14	85-94	@NOK	L	1-6	16,623	L4	Okafor (25)	Okafor (16)	Felton (5)	Stojakovic (42)	Chandler (15)
	8	1/15	95-92	@SEA	W	2-6	18,797	W1	Morrison (27)	Okafor (9)	Knights (9)	Parler (25)	Duncan (13)
	9	1/18	83-97	@ORL	L	2-7	14,521	L1	Okafor (26)	Okafor (9)	Felton (10)	Howard (24)	Howard (21)
	10	1/20	85-83	DAL	L	2-8	13,237	L2	Okafor (22)	Okafor (13)	Knights/Wallace (5)	Nowitzki (24)	Dampier (15)
	11	1/22	92-83	BOS	W	3-8	14,129	W1	Morrison (26)	Okafor (13)	Felton (9)	Pierce (28)	Pierce (14)
	12	1/24	95-104	@DET	L	3-9	22,076	L1	Okafor (23)	Okafor (22)	Knights (9)	Hamilton (26)	Wallace (9)
	13	1/25	93-102	MIA	L	3-10	19,403	L2	Morrison (27)	Wallace/Okafor (11)	Knights (8)	Wade (35)	Wright (14)
	14	1/28	96-92	@NJ	W	4-10	14,531	W1	Morrison (22)	Okafor/May (7)	Three tied (5)	Carter (25)	Kidd (10)
	15	1/29	90-99	@ATL	L	4-11	13,296	L1	May/Felton (21)	May (17)	Felton (7)	Johnson (36)	Pachulia/Smith (13)
	16	1/21	109-121	@WAS	L	4-12	18,853	L2	Morrison (23)	Okafor (13)	Knights (9)	Arenas (33)	Jamison (8)
	17	1/23	97-89	DET	W	5-12	13,272	W1	Okafor (18)	Wallace (10)	Knights (14)	Wallace (19)	Wallace (8)
	18	1/26	76-96	SEA	L	5-13	14,066	L1	May (18)	Okafor (9)	Felton (9)	Duncan (25)	Elson/Finley (6)
	19	1/28	62-92	HOU	L	5-14	14,414	L2	Felton (16)	Three tied (6)	Felton (6)	McGrady (23)	Mutombo (10)
	20	1/21	84-114	PHO	L	5-15	13,571	L3	May (26)	May (10)	Felton (9)	Stoudemire (22)	Stoudemire/Thomas (12)
	21	1/23	101-104	@CLE	L	5-16	20,562	L4	Morrison (16)	May (13)	Knights (14)	James (22)	Varejao (10)
	22	1/24	99-89	ORL	W	6-16	17,751	W1	May (32)	Okafor (11)	Knights (7)	Dozing (20)	Howard (12)
	23	1/21	100-106	BOS	L	6-17	15,109	L1	Wallace (31)	Okafor (19)	Felton (6)	Pierce (35)	Pierce (11)
	24	1/20	**109-111	@NY	L	6-18	17,462	L2	Wallace (28)	Okafor (13)	Felton (16)	Frye (30)	Lee (19)
	25	1/22	101-89	UTA	W	7-18	14,310	W1	Okafor (21)	Brezec (11)	Felton (12)	Boozer (22)	Boozer (14)
	26	1/23	76-115	@CHI	L	7-19	22,093	L1	Ely (13)	Okafor (12)	Felton (9)	Gordon (23)	Nocioni (11)
	27	1/26	84-97	@DAL	L	7-20	20,423	L2	Morrison (17)	Okafor (7)	Felton (9)	Howard (27)	Dampier (10)
	28	1/27	107-114	WAS	L	7-21	17,221	L3	Wallace (40)	Wallace (14)	Felton (8)	Arenas (39)	Jamison (11)
	29	1/29	**133-124	LAL	W	8-21	19,561	W1	Wallace (28)	Okafor (25)	Felton (15)	Bryant (58)	Brown (15)
	30	1/23	113-102	@IND	W	9-21	17,305	W2	Morrison (30)	Okafor (14)	Felton (19)	O'Neal (27)	O'Neal (12)
	31	1/1	96-102	MIN	L	9-22	14,827	L1	Carroll (23)	Okafor (14)	Felton (9)	Garnett (32)	Garnett (14)
	32	1/5	74-106	ORL	L	9-23	17,154	L2	Carroll (19)	Brezec (12)	Felton (7)	Howard (22)	Howard (12)
	33	1/10	103-96	@DET	W	10-23	22,076	W1	Felton (18)	Okafor (10)	Felton (7)	Hamilton (23)	Maxiell (7)
	34	1/12	126-110	@NY	W	11-23	19,171	W2	Anderson (29)	Okafor/May (9)	Felton (14)	Marbury (28)	Richardson (13)
	35	1/13	89-83	PHI	W	12-23	15,081	W3	Morrison (17)	May (10)	Felton (9)	Green (19)	Dalembert (15)
	36	1/15	91-99	MIL	L	12-24	14,360	L1	Carroll (22)	Okafor (12)	Felton (9)	Boykins (30)	Bogut (11)
	37	1/17	85-92	NJ	L	12-25	13,077	L2	Felton (18)	Okafor (21)	Morrison (7)	Carter (26)	Moore (8)
	38	1/19	96-75	@ATL	W	13-25	10,147	W1	Okafor (22)	Wallace (15)	Anderson (5)	Johnson (19)	Johnson (6)
	39	1/20	104-85	ATL	W	14-25	16,781	W2	Carroll (22)	Okafor (7)	McInnis (9)	Johnson (22)	Three tied (5)
	40	1/22	84-105	@TOR	L	14-26	13,997	L1	Wallace/Felton (19)	Wallace (9)	Felton (8)	Bosh (20)	Graham (9)
	41	1/24	92-103	DET	L	14-27	15,148	L2	Wallace (29)	Okafor (16)	Felton (8)	Hamilton (22)	Webber (6)
	42	1/26	106-97	@LAL	W	15-27	18,997	W1	Carroll (24)	Okafor (18)	McInnis (6)	Bryant (32)	Bynum (16)
	43	1/27	105-131	@GS	L	15-28	17,381	L1	Morrison (21)	Okafor (12)	McInnis (8)	Harrington (28)	Barnes (8)
	44	1/29	105-101	@DEN	W	16-28	15,898	W1	Wallace (25)	Wallace (13)	Felton (11)	Iverson (31)	Cambly (10)
	45	1/31	104-87	NY	W	17-28	13,985	W2	Wallace (42)	Okafor (15)	Felton (10)	Crawford (28)	Lee (13)
	46	2/2	81-101	@CLE	L	17-29	20,562	L1	Wallace (16)	Okafor (7)	Felton/McInnis (4)	James (18)	Varejao (13)
	47	2/3	98-90	GS	W	18-29	15,171	W1	Felton (22)	Wallace (16)	Wallace/McInnis (6)	Davis (21)	Biednis (18)
	48	2/5	93-113	@MIA	L	18-30	19,600	L1	Felton (20)	Okafor (11)	Felton/McInnis (7)	Wade (27)	Haslem (8)
	49	2/7	83-92	@PHI	L	18-31	11,027	L2	Wallace/Okafor (16)	Three tied (8)	Felton (10)	Igoudalt (13)	Dalembert (13)
	50	2/9	100-108	POR	L	18-32	15,013	L3	Wallace (30)	Wallace (15)	Felton (8)	Randolph (40)	Randolph (9)
	51	2/10	83-104	@HOU	L	18-33	18,061	L4	Felton (16)	Okafor (12)	Three tied (5)	Head (17)	Mutombo (14)
	52	2/14	100-85	CHI	W	19-33	14,908	W1	Wallace (32)	Okafor (21)	Felton (9)	Gordon (20)	Deng/Wallace (9)
	53	2/20	104-100	NOK	W	20-33	13,007	W2	Wallace/Felton (21)	Okafor (15)	Felton (11)	Paul (20)	Chandler (20)
	54	2/21	100-95	@MIN	W	21-33	16,576	W3	Morrison (26)	Okafor (19)	Felton (7)	Garnett (22)	Garnett (11)
	55	2/23	102-87	PHI	W	22-33	15,781	W4	Three tied (19)	Okafor (16)	Felton (7)	Kover (21)	Dalembert (8)
	56	2/24	76-93	TOR	L	22-34	17,091	L1	Carroll/Morrison (13)	Okafor (12)	Felton (5)	Bosh (24)	Bargnani/Bosh (11)
	57	2/26	93-100	@LAC	L	22-35	18,442	L2	Wallace (20)	Wallace (12)	Felton (7)	Maggette (25)	Brand (12)
	58	2/28	120-135	@SAC	L	22-36	17,317	L3	Wallace (31)	Wallace (6)	Wallace (9)	Martin (36)	Three tied (5)
	59	3/1	90-127	@POR	L	22-37	15,063	L4	Carroll (20)	Voskuhl/Herrmann (5)	Knights (4)	Aldridge (30)	Roy (8)
	60	3/4	89-96	@SEA	L	22-38	15,574	L5	Wallace (19)	Wallace (9)	Morrison (5)	Allen (34)	Collison (10)
	61	3/5	95-120	@PHO	L	22-39	19,911	L6	Wallace (33)	Voskuhl (5)	McInnis (5)	Okur (32)	Boozer/Okur (9)
	62	3/7	*106-115	UTA	L	22-40	18,422	L7	Wallace/Morrison (22)	Wallace (15)	Knights (9)	Barbosa (32)	Marion (11)
	63	3/10	107-115	MEM	L	22-41	17,106	L8	Wallace/Felton (24)	Wallace (17)	Knights (7)	Gasol (31)	Gasol (15)
	64	3/12	119-108	ORL	W	23-41	13,762	W1	Anderson (24)	Three tied (5)	Anderson (10)	Howard (26)	Howard (11)
	65	3/14	111-108	SAC	W	24-41	12,848	W2	Carroll (22)	Voskuhl (13)	Felton (8)	Martin (26)	Martin/Miller (7)
	66	3/16	93-102	LAC	L	24-42	17,103	L1	Felton (18)	Voskuhl (9)	Felton/Wallace (5)	Thomas (4)	Brand (10)
	67	3/17	91-97	@MIL	L	24-43	16,674	L2	Wallace (20)	Wallace (13)	McInnis (8)	Redd (27)	Skinner (12)
	68	3/20	*108-100	CLE	W	25-43	17,043	W1	Wallace (27)	Wallace (11)	Felton (6)	James (37)	Ilgaukas/Varejao (9)
	69	3/21	92-84	@BOS	W	26-43	14,743	W2	Felton (19)	Wallace (8)	Knights (8)	Pierce (23)	Jefferson/Perkins (11)
	70	3/23	97-106	@PHI	L	26-44	17,104	L1	Wallace (21)	Morrison (5)	Wallace (7)	Miller (19)	Hunter (9)
	71	3/24	*107-113	NJ	L	26-45	18,180	L2	Herrmann (20)	Herrmann (7)	Knights (8)	Carter (40)	Kidd (10)
	72	3/28	101-87	ATL	W	27-45	14,470	W1	Wallace (31)	Wallace (9)	Felton (10)	Smith (25)	Smith (15)
	73	3/30	97-81	MIL	W	28-45	14,739	W2	Wallace (24)	Wallace (13)	Felton (11)	Patterson (14)	Skinner (9)
	74	4/1	94-107	@TOR	L	28-46	19,023	L1	Herrmann (22)	Herrmann (8)	Knights (7)	Bosh (24)	Bosh (16)
	75	4/3	122-102	@WAS	W	29-46	14,345	W1	Wallace (34)	Wallace (14)	Felton (14)	Arenas (33)	Thomas (14)
	76	4/4	106-100	@MIA	W	30-46	15,292	W2	Wallace (27)	Wallace (12)	Wallace (8)	Johnson (25)	Jamison (11)
	77	4/6	102-112	IND	L	30-47	18,939	L1	Wallace (29)	Wallace/Okafor (9)	Felton (7)	Granger (32)	Dumleay (4)
	78	4/8	*111-103	@MIA	W	31-47	19,600	W1	Wallace (30)	Wallace/Okafor (8)	Knights (7)	Mourning (20)	O'Neal (9)
	79	4/10	92-82	MIA	W	32-47	17,105	W2	Wallace (24)	Wallace/Okafor (11)	Knights (8)	Walker (17)	Walker (9)
	80	4/13	81-100	@CHI	L	32-48	22,340	L1	Herrmann (14)	Okafor (10)	Knights (5)	Gordon (20)	Wallace (12)
	81	4/14	113-92	@MIL	W	33-48	17,976	W1	Herrmann (30)	Herrmann (9)	McInnis (11)	Williams (16)	Gadzinic (4)
	82	4/18	93-94	NY	L	33-49	17,223	L1	Herrmann (22)	Okafor (8)	Knights (13)	Curry (28)	Rose (15)

* overtime, ** double overtime, *** triple overtime



2007-08 FINAL STATISTICS

RECORD (32-50)

Player	G	GS	MIN	FG	FGA	PCT	3FG	FGA	PCT	FT	FTA	PCT	OFF	DEF	TOT	AST	PF	DQ	STL	TO	BLK	PTS	AVG
Richardson	82	82	3149	648	1468	.441	243	599	.406	249	331	.752	80	361	441	258	241	3	116	166	57	1788	21.8
Wallace	62	59	2376	408	908	.449	71	221	.321	313	428	.731	58	315	373	216	189	1	131	180	58	1200	19.4
Felton	79	79	2972	412	997	.413	56	200	.280	260	325	.800	37	199	236	583	184	0	96	213	12	1140	14.4
Okafor	82	82	2718	460	860	.535	0	0	---	213	374	.570	255	621	876	70	241	3	62	164	138	1133	13.8
Carroll	80	18	2016	252	589	.428	105	241	.436	111	138	.804	33	193	226	73	187	0	46	58	19	720	9.0
Mohammed (TOT)	82	29	1650	272	528	.515	0	1	.000	95	163	.583	194	300	494	62	230	1	45	101	60	639	7.8
Mohammed (CHA)	61	29	1422	244	469	.520	0	0	---	82	133	.617	165	256	421	66	194	1	38	90	52	570	9.3
Dudley	73	14	1384	163	348	.468	9	41	.220	87	118	.737	121	165	286	81	128	1	55	50	10	422	5.8
Boykins	36	0	577	61	172	.355	14	44	.318	49	59	.831	9	25	34	96	21	0	13	41	0	185	5.1
Anderson	28	0	396	47	125	.376	19	52	.365	28	38	.737	9	43	52	44	49	0	12	25	1	141	5.0
McInnis	54	26	1410	108	249	.434	3	19	.158	23	30	.767	16	80	96	220	120	0	23	76	3	242	4.5
Herrmann	17	0	174	25	65	.385	9	26	.346	9	10	.900	10	26	36	4	12	0	4	4	15	120	3.2
Davidson	38	2	322	51	125	.408	0	0	---	18	28	.643	21	41	62	13	46	0	7	17	15	120	3.2
Hollins	60	1	532	46	94	.489	0	0	---	55	82	.671	53	54	107	14	96	1	10	25	30	147	2.5
Harrington	22	0	166	18	42	.429	0	0	---	10	16	.625	11	31	42	4	34	0	1	11	4	46	2.1
Brezec	20	18	267	17	43	.395	0	0	---	3	5	.600	14	30	44	6	35	0	0	15	3	37	1.9
BOBCATS	82	-	19880	2960	6554	.452	529	1443	.367	1510	2115	.714	892	2440	3332	1748	1777	10	614	1204	402	7959	97.1
OPPONENTS	82	-	19880	3115	6684	.466	517	1456	.355	1571	2102	.747	899	2588	3587	1785	1721	16	625	1177	476	8318	101.4

SINGLE-GAME HIGHS

AVERAGE PER GAME

CAREER HIGHS (C=SET, T=TIED THIS SEASON)

PLAYER	SINGLE-GAME HIGHS								AVERAGE PER GAME								CAREER HIGHS (C=SET, T=TIED THIS SEASON)							
	MIN	REB	AST	STL	TO	BLK	PTS	MIN	REB	AST	STL	TO	BLK	PTS	FG	FGA	FT	FTA	REB	AST	PTS			
Richardson	51	14	8	8	7	3	42	38.4	5.4	3.1	1.41	2.0	0.70	21.8	18	32C	12C	14	14T	8T	44			
Wallace	55	14	10	7	8	5	40	38.3	6.0	3.5	2.11	2.9	0.94	19.4	17	30C	16C	22C	17	10C	42			
Felton	55	7	15	4	6	1	29	37.6	3.0	7.4	1.22	2.7	0.15	14.4	13	24	13C	16C	8	19	31			
Okafor	46	23	4	4	6	5	25	33.1	10.7	0.9	0.76	2.0	1.68	13.8	13	26	13	18C	25	5	30			
Carroll	46	11	4	4	3	2	23	25.2	2.8	0.9	0.58	0.7	0.24	9.0	11	19	11	12	11C	5	27			
Mohammed (TOT)	38	15	4	3	6	4	22	20.1	6.0	0.9	0.55	1.2	0.73	7.8	14	21	10	11	20	4C	30			
Mohammed (CHA)	38	15	4	3	6	4	22	23.3	6.9	1.1	0.62	1.5	0.85	9.3										
Dudley	42	18	4	4	3	2	19	19.0	3.9	1.1	0.75	0.7	0.14	5.8	8C	14C	8C	12C	18C	4C	19C			
Boykin	33	4	8	2	4	0	15	16.0	0.9	2.7	0.36	1.1	0.00	5.1	13	23	15	16	7	13	36			
Anderson	27	8	8	2	3	1	17	14.1	1.9	1.6	0.43	0.9	0.04	5.0	14	23	16	17	14	14	35			
McInnis	41	7	9	3	5	1	13	26.1	1.8	4.1	0.43	1.4	0.06	4.5	14	25	8	10	12	15	33			
Herrmann	33	6	1	2	2	0	16	10.2	2.1	0.2	0.24	0.2	0.00	4.0	12	19	5	5	10	4	30			
Davidson	20	7	3	2	2	2	9	8.5	1.6	0.3	0.18	0.4	0.39	3.2	4C	10C	4C	6C	7C	3C	9C			
Hollins	25	7	2	2	2	3	11	8.9	1.8	0.2	0.17	0.4	0.50	2.5	5C	8C	6C	8C	7C	2C	11C			
Harrington	14	5	2	1	1	1	6	7.5	1.9	0.2	0.05	0.5	0.18	2.1	11	20	13	14	20	5	27			
Brezec	26	5	1	0	3	1	7	13.4	2.2	0.3	0.00	0.8	0.15	1.9	13	24	8	9	18	4	27			
BOBCATS	290	60	34	15	29	11	121	242.4	40.6	21.3	7.49	14.7	4.90	97.1	51	112	43	52	64	39	133			
OPPONENTS	290	63	34	17	27	11	128	242.4	43.7	21.8	7.62	14.4	5.80	101.4	50C	100	38	50	63T	40	136			

FRONT OFFICE

BASKETBALL OPS

PLAYERS

2009-10 REVIEW

RECORDS

PLAYOFFS

HISTORY

NBA

MISC.



2006-07 BOBCATS



2006-07 FINAL ROSTER

Record: 33-49

Home: 20-21

Road: 13-28

Overtime: 5-5

No.	Player	Pos.	Ht.	Wt.	Birthdate	College/Country	Yrs Pro
15	Alan Anderson	G/F	6-6	220	10/16/82	Michigan State	1
23	Derek Anderson	G	6-5	195	7/18/74	Kentucky	9
7	Primoz Brezec	C	7-1	252	10/2/79	Slovenia	5
13	Matt Carroll	G	6-6	212	8/28/80	Notre Dame	3
20	Raymond Felton	G	6-1	198	6/26/84	North Carolina	1
24	Othella Harrington	F/C	6-9	235	1/31/74	Georgetown	10
5	Walter Herrmann	F	6-9	225	6/26/79	Argentina	R
1	Ryan Hollins	C	7-0	230	10/10/84	UCLA	R
22	Brevin Knight	G	5-10	170	11/8/75	Stanford	9
42	Sean May	F	6-9	266	4/4/84	North Carolina	1
0	Jeff McInnis	G	6-4	190	10/22/74	North Carolina	9
35	Adam Morrison	F	6-8	205	7/19/84	Gonzaga	R
50	Emeka Okafor	F/C	6-10	252	9/28/82	Connecticut	2
43	Jake Voskuhl	C	6-11	255	11/1/77	Connecticut	6
3	Gerald Wallace	F	6-7	215	7/23/82	Alabama	5

General Manager & Head Coach: Bernie Bickerstaff**Assistant Coaches:** John-Blair Bickerstaff, Jeff Capel, Gary Kloppenburg, John Outlaw**Head Athletic Trainer:** Joe Sharpe**Strength & Conditioning Coach:** Mark Coffelt**Assistant Athletic Trainer/Equipment Manager:** Dennis Williams

CONFERENCE RECORDS

	Overall	Home	Road	Overtime
Eastern:	24-28	15-11	9-17	2-3
Western:	9-21	5-10	4-11	3-2

DIVISION RECORDS

	Overall	Home	Road	Overtime
Atlantic:	7-11	4-5	3-6	0-3
Central:	8-10	5-4	3-6	1-0
Southeast:	9-7	6-2	3-5	1-0
Northwest:	3-7	1-4	2-3	0-1
Pacific:	4-6	3-2	1-4	2-1
Southwest:	2-8	1-4	1-4	1-0

RECORDS BY MONTH

	Overall	Home	Road	Overtime
November:	4-11	2-5	2-6	1-1
December:	5-10	4-5	1-5	1-1
January:	8-7	3-4	5-3	1-0
February:	5-8	4-2	1-6	0-1
March:	6-9	5-3	1-6	1-2
April:	5-4	2-2	3-2	1-0

Playoff Results: None

NBA Honors: Adam Morrison, Second Team All-Rookie; Walter Herrmann, Second Team All-Rookie; Adam Morrison, Eastern Conference Rookie of the Month (November 2006); Walter Herrmann, Eastern Conference Rookie of the Month (April 2007); Gerald Wallace, Eastern Conference Player of the Week (March 25, 2007; April 8, 2007)



2006-07 GAME-BY-GAME

G	Date	Score	Opp	WL	Record	Atten.	Streak	Charlotte High Scorer	Charlotte High Rebounder	Charlotte High Assist	Opponent High Scorer	Opponent High Rebounder
1	1/1	99-106	IND	L	0-1	18,518	L1	Okafor (19)	Okafor (13)	Knights (7)	O'Neal/Jasikevicius (20)	Foster (11)
2	1/13	83-96	@MEM	L	0-2	13,787	L2	Morrison (21)	Okafor (8)	Felton (8)	Miller (27)	Roberts (11)
3	1/14	92-88	CLE	W	1-2	19,147	W1	Felton (23)	May (9)	Knights (7)	Gooden (21)	Gooden (16)
4	1/18	**108-111	@ BOS	L	1-3	15,183	L1	Okafor (28)	Okafor (18)	Knights (7)	Sczerbiak/Pierce (35)	Pierce (13)
5	1/17	85-99	SEA	L	1-4	13,515	L2	Okafor (20)	Okafor (15)	Knights (7)	Allen (26)	Collison (15)
6	1/12	101-108	DEN	L	1-5	13,203	L3	Okafor (22)	Okafor (15)	Knights (7)	Anthony (36)	Cambly (11)
7	1/14	85-94	@NOK	L	1-6	16,623	L4	Okafor (25)	Okafor (16)	Felton (5)	Stojakovic (42)	Chandler (15)
8	1/15	95-92	@SEA	W	2-6	18,797	W1	Morrison (27)	Okafor (9)	Knights (9)	Howard (25)	Duncan (13)
9	1/18	83-97	@ORL	L	2-7	17,451	L1	Okafor (26)	Okafor (9)	Felton (10)	Howard (24)	Dampier (15)
10	1/20	85-83	DAL	L	2-8	13,237	L2	Okafor (22)	Okafor (13)	Knights/Wallace (5)	Nowitzki (24)	Pierce (14)
11	1/22	92-83	BOS	W	3-8	14,129	W1	Morrison (26)	Okafor (13)	Felton (9)	Pierce (28)	Pierce (14)
12	1/24	95-104	@DET	L	3-9	22,076	L1	Okafor (23)	Okafor (12)	Knights (9)	Hamilton (26)	Wallace (9)
13	1/25	93-102	MIA	L	3-10	19,403	L2	Morrison (27)	Wallace/Okafor (11)	Knights (8)	Wade (35)	Wright (14)
14	1/28	96-92	@NY	W	4-10	14,531	W1	Morrison (22)	Okafor/May (7)	Three tied (5)	Carter (25)	Kidd (10)
15	1/29	90-99	@NJ	L	4-11	13,296	L1	May/Felton (21)	May (17)	Felton (7)	Johnson (36)	Pachulia/Smith (13)
16	1/21	109-121	@WAS	L	4-12	18,853	L2	Morrison (23)	Okafor (13)	Knights (9)	Arenas (33)	Jamison (8)
17	1/23	97-89	DET	W	5-12	13,272	W1	Okafor (18)	Wallace (10)	Knights (14)	Wallace (19)	Wallace (8)
18	1/26	76-96	SA	L	5-13	14,066	L1	May (18)	Okafor (9)	Felton (9)	Duncan (25)	Elson/Finley (6)
19	1/28	62-92	HOU	L	5-14	14,414	L2	Felton (16)	Three tied (6)	Felton (6)	McGrady (23)	Mutombo (10)
20	1/21	84-114	PHO	L	5-15	13,571	L3	May (26)	May (10)	Felton (9)	Stoudemire (22)	Stoudemire/Thomas (12)
21	1/23	101-104	@CLE	L	5-16	20,562	L4	Morrison (16)	May (13)	Knights (14)	James (22)	Varejao (10)
22	1/24	99-89	ORL	W	6-16	17,751	W1	May (32)	Okafor (11)	Knights (7)	Dooring (20)	Howard (12)
23	1/26	100-106	BOS	L	6-17	15,109	L1	Wallace (31)	Okafor (19)	Felton (6)	Pierce (35)	Pierce (11)
24	1/20	**109-111	@NY	L	6-18	17,462	L2	Wallace (28)	Okafor (13)	Felton (16)	Frye (30)	Lee (19)
25	1/22	101-89	UTA	W	7-18	14,310	W1	Okafor (21)	Brezec (11)	Felton (12)	Boozer (22)	Boozer (14)
26	1/23	76-115	@CHI	L	7-19	22,093	L1	Ely (13)	Okafor (12)	Felton (9)	Gordon (23)	Nocioni (11)
27	1/26	84-97	@DAL	L	7-20	20,423	L2	Morrison (17)	Okafor (7)	Felton (9)	Howard (27)	Dampier (10)
28	1/27	107-114	WAS	L	7-21	17,221	L3	Wallace (40)	Wallace (14)	Felton (8)	Arenas (39)	Jamison (11)
29	1/29	***133-124	LAL	W	8-21	19,561	W1	Wallace (28)	Okafor (25)	Felton (15)	Bryant (58)	Brown (15)
30	1/30	113-102	@IND	W	9-21	17,305	W2	Morrison (30)	Okafor (14)	Felton (19)	O'Neal (27)	O'Neal (12)
31	1/1	96-102	MIN	L	9-22	14,827	L1	Carroll (23)	Okafor (14)	Felton (9)	Garnett (32)	Garnett (14)
32	1/5	74-106	ORL	L	9-23	17,154	L2	Carroll (19)	Brezec (12)	Felton (7)	Howard (22)	Howard (12)
33	1/10	103-96	@DET	W	10-23	22,076	W1	Felton (18)	Okafor (10)	Felton (7)	Hamilton (23)	Maxiell (7)
34	1/12	126-110	@NY	W	11-23	19,171	W2	Anderson (29)	Okafor/May (9)	Felton (14)	Marbury (28)	Richardson (13)
35	1/13	89-83	PHI	W	12-23	15,081	W3	Morrison (17)	May (10)	Felton (9)	Green (19)	Dalember (15)
36	1/15	91-99	MIL	L	12-24	14,360	L1	Carroll (22)	Okafor (12)	Felton (9)	Boykins (30)	Bogut (11)
37	1/17	85-92	NJ	L	12-25	13,077	L2	Felton (18)	Okafor (21)	Morrison (7)	Carter (26)	Moore (8)
38	1/19	96-75	@ATL	W	13-25	10,147	W1	Okafor (22)	Wallace (15)	Anderson (5)	Johnson (19)	Johnson (6)
39	1/20	104-85	ATL	W	14-25	16,781	W2	Carroll (22)	Okafor (7)	McInnis (9)	Johnson (22)	Three tied (5)
40	1/22	84-105	@TOR	L	14-26	13,997	L1	Wallace/Felton (19)	Wallace (9)	Felton (8)	Bosh (20)	Graham (9)
41	1/24	92-103	DET	L	14-27	15,148	L2	Wallace (29)	Okafor (16)	Felton (8)	Hamilton (22)	Webber (6)
42	1/26	106-97	@LAL	W	15-27	18,997	W1	Carroll (24)	Okafor (18)	McInnis (6)	Bryant (32)	Bynum (16)
43	1/27	105-131	@GS	L	15-28	17,381	L1	Morrison (21)	Okafor (12)	McInnis (8)	Harrington (28)	Barnes (8)
44	1/29	105-101	@DEN	W	16-28	15,898	W1	Wallace (25)	Wallace (13)	Felton (11)	Iverson (31)	Cambly (10)
45	1/31	104-87	NY	W	17-28	13,985	W2	Wallace (42)	Okafor (15)	Felton (10)	Crawford (28)	Lee (13)
46	2/2	81-101	@CLE	L	17-29	20,562	L1	Wallace (16)	Okafor (7)	Felton/McInnis (4)	James (18)	Varejao (13)
47	2/3	98-90	GS	W	18-29	15,171	W1	Felton (22)	Wallace (16)	Wallace/McInnis (6)	Davis (21)	Biedrins (18)
48	2/5	93-113	@MIA	L	18-30	19,600	L1	Felton (20)	Okafor (11)	Felton/McInnis (7)	Wade (27)	Haslem (8)
49	2/7	83-92	@PHI	L	18-31	11,027	L2	Wallace/Okafor (16)	Three tied (18)	Felton (10)	Igoudalt (13)	Dalember (13)
50	2/9	100-108	POR	L	18-32	15,013	L3	Wallace (30)	Wallace (15)	Felton (8)	Randolph (40)	Randolph (9)
51	2/10	83-104	@HOU	L	18-33	18,061	L4	Wallace (16)	Okafor (12)	Three tied (5)	Head (17)	Mutombo (14)
52	2/14	100-85	CHI	W	19-33	14,908	W1	Wallace (32)	Okafor (21)	Felton (9)	Gordon (20)	Deng/Wallace (9)
53	2/20	104-100	NOK	W	20-33	13,007	W2	Wallace/Felton (21)	Okafor (15)	Felton (11)	Paul (20)	Chandler (20)
54	2/21	100-95	@MIN	W	21-33	16,576	W3	Morrison (26)	Okafor (19)	Felton (7)	Garnett (22)	Garnett (11)
55	2/23	102-87	PHI	W	22-33	15,781	W4	Three tied (19)	Okafor (16)	Felton (7)	Kover (21)	Dalember (8)
56	2/24	76-93	TOR	L	22-34	17,091	L1	Carroll/Morrison (13)	Okafor (12)	Felton (5)	Bosh (24)	Bargnani/Bosh (11)
57	2/26	93-100	@LAC	L	22-35	18,442	L2	Wallace (20)	Wallace (12)	Felton (7)	Maggette (25)	Brand (12)
58	2/28	120-135	@SAC	L	22-36	17,317	L3	Wallace (31)	Wallace (6)	Wallace (9)	Martin (36)	Three tied (5)
59	3/1	90-127	@POR	L	22-37	15,063	L4	Carroll (20)	Voskuhl/Herrmann (5)	Knights (4)	Aldridge (30)	Roy (8)
60	3/4	89-96	@SEA	L	22-38	15,574	L5	Wallace (19)	Wallace (9)	Morrison (5)	Allen (34)	Collison (10)
61	3/5	95-120	@PHO	L	22-39	19,911	L6	Wallace (33)	Voskuhl (5)	McInnis (5)	Okur (32)	Boozer/Okur (9)
62	3/7	**106-115	@UTA	L	22-40	18,422	L7	Wallace/Morrison (22)	Wallace (15)	Knights (9)	Barbosa (32)	Marion (11)
63	3/10	107-115	MEL	L	22-41	17,106	L8	Wallace/Felton (24)	Wallace (17)	Knights (7)	Gasol (31)	Gasol (15)
64	3/12	119-108	ORL	W	23-41	13,762	W1	Anderson (24)	Three tied (15)	Anderson (10)	Howard (26)	Howard (11)
65	3/14	111-108	SAC	W	24-41	12,848	W2	Carroll (22)	Voskuhl (13)	Felton (8)	Martin (26)	Martin/Miller (7)
66	3/16	93-102	LAC	L	24-42	17,103	L1	Felton (18)	Voskuhl (9)	Felton/Wallace (5)	Thomas (4)	Brand (10)
67	3/17	91-97	@MIL	L	24-43	16,674	L2	Wallace (20)	Wallace (13)	McInnis (8)	Redd (27)	Skinner (12)
68	3/20	**108-100	CLE	W	25-43	17,043	W1	Wallace (27)	Wallace (11)	Felton (6)	James (37)	Ilgaukas/Varejao (9)
69	3/21	92-84	@BOS	W	26-43	14,743	W2	Felton (19)	Wallace (8)	Knights (8)	Pierce (23)	Jefferson/Perkins (11)
70	3/23	97-106	@PHI	L	26-44	17,104	L1	Wallace (21)	Morrison (5)	Wallace (7)	Miller (19)	Hunter (9)
71	3/24	**107-113	NJ	L	26-45	18,180	L2	Herrmann (20)	Herrmann (7)	Knights (8)	Carter (40)	Kidd (10)
72	3/28	101-87	ATL	W	27-45	14,470	W1	Wallace (30)	Wallace (9)	Felton (10)	Smith (25)	Smith (15)
73	3/30	97-81	MIL	W	28-45	14,739	W2	Wallace (24)	Wallace (13)	Felton (11)	Patterson (14)	Skinner (9)
74	4/1	94-107	@TOR	L	28-46	19,023	L1	Herrmann (22)	Herrmann (8)	Knights (7)	Bosh (24)	Bosh (16)
75	4/3	122-102	WAS	W	29-46	14,345	W1	Wallace (34)	Wallace (14)	Felton (14)	Arenas (33)	Thomas (14)
76	4/4	106-100	@WAS	W	30-46	15,292	W2	Wallace (27)	Wallace (12)	Wallace (8)	Jamison (25)	Jamison (11)
77	4/6	102-112	IND	L	30-47	18,939	L1	Wallace (29)	Wallace/Okafor (9)	Felton (7)	Granger (32)	Dumleay (4)
78	4/8	**111-103	MIA	W	31-47	19,600	W1	Wallace (30)	Wallace/Okafor (8)	Knights (7)	Mourning (20)	O'Neal (9)
79	4/10	92-82	MIA	W	32-47	17,105	W2	Wallace (24)	Wallace/Okafor (10)	Knights (8)	Walker (17)	Walker (9)
80	4/13	81-100	@CHI	L	32-48	22,340	L1	Herrmann (14)	Okafor (11)	Knights (5)	Gordon (20)	Wallace (12)
81	4/14	113-92	@MIL	W	33-48	17,976	W1	Herrmann (30)	Herrmann (9)	McInnis (11)	Williams (16)	Gadzic (14)
82	4/18	93-94	NY	L	33-49	17,223	L1	Herrmann (22)	Okafor (8)	Knights (13)	Curry (28)	Rose (15)

* overtime, ** double overtime, *** triple overtime

FRONT OFFICE

BASKETBALL OPS

PLAYERS

2009-10 REVIEW

RECORDS

PLAYOFFS

HISTORY

NBA

MISC.



HISTORY

2006-07 FINAL STATISTICS

RECORD (33-49)

Player	G	GS	MIN	FG	FGA	PCT	3FG	FGA	PCT	FT	FTA	PCT	OFF	DEF	TOT	AST	PF	DQ	STL	TO	BLK	PTS	AVG
Wallace	72	71	2640	478	952	.502	39	120	.325	309	447	.691	142	376	518	185	209	3	144	160	69	1304	18.1
Okafor	67	65	2329	394	740	.532	0	0	---	175	295	.593	258	499	757	80	210	4	57	111	172	963	14.4
Felton	78	75	2832	393	1024	.384	103	312	.330	204	256	.797	51	216	267	545	180	1	118	230	10	1093	14.0
Carroll	72	47	1878	285	658	.433	111	267	.416	188	208	.904	35	172	207	91	176	1	53	73	9	869	12.1
May	35	8	838	164	328	.500	2	3	.667	86	112	.768	73	160	233	66	100	0	19	56	24	416	11.9
Morrison	78	23	2326	355	944	.376	87	258	.337	120	169	.710	54	176	230	163	179	0	28	130	6	917	11.8
Herrmann	48	12	936	174	330	.527	53	115	.461	41	53	.774	28	111	139	26	76	0	17	32	7	442	9.2
Knight	45	25	1273	152	363	.419	1	18	.056	103	128	.805	14	101	115	296	113	2	67	95	3	408	9.1
D. Anderson	50	32	1190	126	294	.429	54	152	.355	93	106	.877	29	84	113	133	115	1	52	56	7	399	8.0
A. Anderson	17	0	256	37	81	.457	5	20	.250	19	23	.826	11	21	32	21	33	0	7	22	0	98	5.8
Brezec	58	40	838	122	274	.445	1	3	.333	43	68	.632	80	104	184	23	161	3	11	38	23	288	5.0
Voskuhl	73	9	1043	121	255	.475	0	0	---	77	113	.681	84	172	256	44	199	2	30	56	24	319	4.4
McInnis (TOT)	38	3	702	71	181	.392	1	8	.125	22	32	.688	14	48	62	124	72	0	14	42	0	165	4.3
McInnis (CHA)	38	3	702	71	181	.392	1	8	.125	22	32	.688	14	48	62	124	72	0	14	42	0	165	4.3
Ely	24	0	244	23	60	.383	0	0	---	24	35	.686	12	27	39	14	39	0	2	23	6	70	2.9
Harrington	26	0	220	25	56	.446	0	0	---	17	22	.773	13	25	38	6	49	0	1	15	1	67	2.6
Williams (TOT)	21	0	121	19	47	.404	8	19	.421	8	14	.571	3	14	17	7	12	0	3	7	0	54	2.6
Williams (CHA)	5	0	33	4	13	.308	0	2	.000	4	7	.571	2	1	3	1	6	0	1	2	0	12	2.4
Robinson	21	0	241	16	54	.296	0	2	.000	19	22	.864	9	33	42	17	28	0	13	16	1	51	2.4
Hollins	27	0	185	20	36	.556	0	0	---	24	40	.600	11	20	31	1	40	1	4	16	7	64	2.4
BOBCATS	82	-	20005	2960	6643	.446	457	1280	.357	1568	2136	.734	920	2346	3266	1836	1985	18	638	1224	369	7945	96.9
OPPONENTS	82	-	20005	2999	6450	.465	452	1245	.363	1802	2404	.750	929	2562	3491	1717	1786	8	603	1296	437	8252	100.6

SINGLE-GAME HIGHS

AVERAGE PER GAME

CAREER HIGHS (C=SET, T=TIED THIS SEASON)

PLAYER	SINGLE-GAME HIGHS					AVERAGE PER GAME					CAREER HIGHS (C=SET, T=TIED THIS SEASON)										
	MIN	REB	AST	STL	TO	BLK	PTS	MIN	REB	AST	STL	TO	BLK	PTS	FG	FGA	FT	FTA	REB	AST	PTS
Wallace	49	17	9	6	7	5	42	36.7	7.2	2.6	2.00	2.2	0.96	18.1	17T	27C	14	17T	17C	9C	42C
Okafor	51	25	5	5	6	10	28	34.8	11.3	1.2	0.85	1.7	2.57	14.4	13T	26	13	16	25C	5C	30
Felton	57	8	19	4	9	2	24	36.3	3.4	7.0	1.51	2.9	0.13	14.0	13	24C	11C	13T	8T	19C	31
Carroll	48	9	5	3	3	1	27	26.1	2.9	1.3	0.74	1.0	0.13	12.1	11C	19C	11	12	9T	5C	27C
May	39	17	6	3	4	3	32	23.9	6.7	1.9	0.54	1.6	0.69	11.9	10C	17C	14C	17C	17C	6C	32C
Morrison	48	7	7	3	5	1	30	29.8	2.9	2.1	0.36	1.7	0.08	11.8	12C	23C	10C	11C	7C	7C	30C
Herrmann	44	10	3	2	3	1	30	19.5	2.9	0.5	0.35	0.7	0.15	9.2	12C	19C	5C	5C	10C	3C	30C
Knight	45	8	14	4	7	1	22	28.3	2.6	6.6	1.49	2.1	0.07	9.1	11	24	12	15	9	20	31
D. Anderson	40	5	10	5	4	2	29	23.8	2.3	2.7	1.04	1.1	0.14	8.0	14	23	16	17	14	14	35
A. Anderson	35	8	4	2	5	0	24	15.1	1.9	1.2	0.41	1.3	0.00	5.8	10C	16	5C	6C	8T	4T	24C
Brezec	34	12	3	1	3	2	21	14.4	3.2	0.4	0.19	0.7	0.40	5.0	13	24	8	9	18	4	27
Voskuhl	37	13	4	4	5	3	14	14.3	3.5	0.6	0.41	0.8	0.33	4.4	9	13	8T	11	16	4T	20
McInnis (TOT)	42	6	11	3	4	0	17	18.5	1.6	3.3	0.37	1.1	0.00	4.3	14	25	8	10	12	15	33
McInnis (CHA)	42	6	11	3	4	0	17	18.5	1.6	3.3	0.37	1.1	0.00	4.3							
Ely	23	5	2	1	3	2	13	10.2	1.6	0.6	0.08	1.0	0.25	2.9	11	19	8	12	17	5	23
Harrington	19	4	1	1	2	1	10	8.5	1.5	0.2	0.04	0.6	0.04	2.6	11	20	13	14	20	5	27
Williams (TOT)	18	4	2	1	2	0	14	5.8	0.8	0.3	0.14	0.3	0.00	2.6	12	20	13	19	12	7	31
Williams (CHA)	12	1	1	1	1	0	5	6.6	0.6	0.2	0.20	0.4	0.00	2.4							
Robinson	27	8	3	2	3	1	11	11.5	2.0	0.8	0.62	0.8	0.05	2.4	8	14	7C	8T	14	6	21
Hollins	23	4	1	1	3	2	8	6.9	1.1	0.0	0.15	0.6	0.26	2.4	2C	5C	4C	6C	4C	1C	8C
BOBCATS	315	64	39	20	29	15	133	244.0	39.8	22.4	7.78	14.9	4.50	96.9	51C	112C	43	52T	64C	39C	133C
OPPONENTS	315	63	35	20	26	12	135	244.0	42.6	20.9	7.35	15.8	5.33	100.6	49C	100C	38C	50C	63C	40	136



2005-06 BOBCATS



2005-06 FINAL ROSTER

Record: 26-56

Home: 17-24

Road: 9-32

Overtime: 4-4

No.	Player	Pos.	Ht.	Wt.	Birthdate	College	Yrs Pro
15	Alan Anderson	G/F	6-6	220	10/16/82	Michigan State	R
35	Lonny Baxter	F	6-8	260	1/27/79	Maryland	3
7	Primož Brezec	C	7-1	252	10/2/79	Slovenia	4
12	Kevin Burlison	G	6-3	205	9/4/79	Minnesota	R
13	Matt Carroll	G	6-6	212	8/28/80	Notre Dame	2
2	Melvin Ely	F/C	6-10	261	5/2/78	Fresno State	3
20	Raymond Felton	G	6-1	198	6/26/84	North Carolina	R
33	Jumaine Jones	F	6-8	218	2/10/79	Georgia	6
22	Brevin Knight	G	5-10	170	11/8/75	Stanford	8
42	Sean May	F	6-9	266	4/4/84	North Carolina	R
50	Emeka Okafor	F/C	6-10	252	9/28/82	Connecticut	1
21	Bernard Robinson	F	6-6	210	12/26/80	Michigan	1
43	Jake Voskuhl	C	6-11	255	11/1/77	Connecticut	5
3	Gerald Wallace	F	6-7	215	7/23/82	Alabama	4

General Manager & Head Coach: Bernie Bickerstaff

Assistant Coaches: John-Blair Bickerstaff, Gary Brokaw, Jeff Capel, Gary Kloppenburg, John Outlaw

Head Athletic Trainer: Joe Sharpe

Strength & Conditioning Coach: Mark Coffelt

Assistant Athletic Trainer/Equipment Manager: Keith Garnett

CONFERENCE RECORDS

	Overall	Home	Road	Overtime
Eastern:	18-34	11-15	7-19	2-3
Western:	8-22	6-9	2-13	2-1

DIVISION RECORDS

	Overall	Home	Road	Overtime
Atlantic:	9-9	5-4	4-5	1-0
Central:	4-14	3-6	1-8	1-2
Southeast:	5-11	3-5	2-6	0-1
Northwest:	4-6	2-3	2-3	0-1
Pacific:	3-7	3-2	0-5	1-0
Southwest:	1-9	1-4	0-5	1-0

RECORDS BY MONTH

	Overall	Home	Road	Overtime
November:	5-11	4-3	1-8	1-2
December:	5-9	2-6	3-3	1-0
January:	1-15	1-5	0-10	1-0
February:	4-8	3-4	1-4	0-0
March:	5-10	4-4	1-6	0-2
April:	6-3	3-2	3-1	1-0

Playoff Results: None

NBA Honors: Raymond Felton, Second Team All-Rookie; Raymond Felton, Eastern Conference Rookie of the Month (February 2006, March 2006, April 2006); Gerald Wallace, Eastern Conference Player of the Week (November 28, 2005)



HISTORY

2005-06 GAME-BY-GAME

G	Date	Score	Opp	WL	Record	Atten.	Streak	Charlotte		Opponent		
								High Scorer	High Rebounder	High Scorer	High Rebounder	
1	11/2	**105-99	@CHI	L	0-1	19,251	W1	Wallace (28)	Ely (15)	Knights (7)	Duhon (18)	Duhon (10)
2	11/4	**110-93	@PHI	W	1-1	14,654	W1	Okafor (24)	Okafor (11)	Knights (15)	Iverson (29)	Webber (7)
3	11/5	*107-105	BOS	W	2-1	19,026	W2	Wallace (25)	Okafor (12)	Knights (7)	Pierce (32)	RD/KP (10)
4	11/7	**91-95	UTA	L	2-2	14,872	L1	May/Brezec (13)	Okafor (11)	Felton (10)	Okur (31)	Ostertag (13)
5	11/9	86-94	SAS	L	2-3	17,237	L2	Wallace (15)	Okafor/Brezec (7)	Knights (8)	Duncan (29)	Duncan (10)
6	11/11	88-98	DAL	L	2-4	18,130	L3	Ely (14)	Rush (8)	Knights (5)	Nowitzki (23)	Nowitzki (16)
7	11/12	99-103	@MIA	L	2-5	19,600	L4	May (18)	May (5)	May (5)	Williams (22)	Haslem (11)
8	11/15	77-85	@ORL	L	2-6	12,312	L5	Bogans (18)	May (10)	Knights (9)	Howard (21)	Howard (8)
9	11/16	122-90	@IND	L	3-6	15,878	W1	Rush (35)	Okafor (12)	Felton (10)	Artest (27)	O'Neal (8)
10	11/18	85-93	@IND	L	3-7	15,793	L1	Rush (20)	Okafor (10)	Knights (14)	O'Neal (29)	O'Neal (18)
11	11/19	89-102	@MIN	L	3-8	15,892	L-2	Felton (15)	Okafor (10)	Knights/Felton (5)	Garnett (19)	Garnett (11)
12	11/23	108-95	NYK	W	4-8	16,825	W1	Wallace (24)	Okafor (11)	Knights (11)	Marbury (21)	CF/OR/6
13	11/25	89-90	@BOS	L	4-9	18,624	L1	Knights/Wallace (17)	Okafor (11)	Knights (8)	Pierce (27)	LaFrenz (10)
14	11/26	100-82	WAS	W	5-9	17,791	W1	Wallace (26)	Okafor (17)	Knights (9)	Jamison (20)	Jamison (12)
15	11/29	92-110	@SAC	L	5-10	17,317	L1	Rush (15)	Brezec (12)	Knights (9)	Bigby (25)	Abdur-Rahim (9)
16	11/30	94-104	@SEA	L	5-11	15,416	L2	Brezec (21)	Okafor (13)	Knights (11)	Allen (32)	Evans (13)
17	12/2	100-107	@GSW	L	5-12	18,240	L3	Knights/Okafor (19)	Brezec (11)	Knights (9)	Richardson (22)	AF/TM (12)
18	12/4	98-99	@LAL	L	5-13	18,506	L4	Ely (20)	Okafor (12)	Knights (8)	Bryant (29)	Odom (10)
19	12/7	84-97	NIN	L	5-14	14,622	L5	Knights (23)	Okafor (9)	Knights (5)	Carter (23)	JK/NK (8)
20	12/9	115-119	@PHI	L	5-15	14,793	L6	Okafor/Rush (15)	Ely (7)	Knights/Felton (9)	Iverson (43)	Webber (10)
21	12/10	103-111	TOR	L	5-16	15,163	L7	Knights (20)	Wallace (14)	Knights (12)	Bosh (30)	Bosh (11)
22	12/13	85-101	DEN	L	5-17	13,288	L8	Okafor (17)	Okafor (12)	Knights (16)	Anthony (42)	Anthony (8)
23	12/14	91-83	@NUN	W	6-17	13,363	W1	Knights (25)	Okafor (13)	Knights (7)	Jefferson (25)	Carter (11)
24	12/17	78-103	DET	L	6-18	19,026	L1	Brezec (17)	Okafor (13)	Knights (8)	Billups (21)	B. Wallace (13)
25	12/19	*106-103	SAC	W	7-18	14,155	W1	Brezec (26)	Okafor (12)	Felton (9)	Abdur-Rahim (32)	Miller (2)
26	12/20	105-92	@CHI	W	8-18	21,768	W2	Felton (21)	Brezec (10)	Knights (10)	CD/OH (16)	Chandler (8)
27	12/23	88-97	LAC	L	8-19	16,799	L1	Knights (21)	Brezec/Robinson (6)	BK/RF (7)	Brand (38)	Kaman (22)
28	12/27	93-90	@ATL	W	9-19	17,219	W1	Knights (22)	Three tied (7)	Knights (5)	Harrington (19)	Pachulia (13)
29	12/28	93-80	CHI	W	10-19	17,456	W2	Ely (20)	Brezec (14)	Robinson (4)	Deng (18)	Chandler (9)
30	12/30	100-110	PHO	L	10-20	18,201	L1	Bogans (18)	Wallace (9)	Knights (10)	Howe (26)	Marion (13)
31	1/2	86-103	@NOK	L	10-21	17,683	L2	Knights (19)	Robinson (12)	Knights/Wallace (4)	Paul (24)	DMW/9
32	1/4	106-109	@BOS	L	10-22	14,202	L3	Jones (21)	Jones/Wallace (9)	Knights (12)	Pierce (31)	MB/PP (8)
33	1/7	92-108	@ORL	L	10-23	16,059	L4	Bogans (22)	Wallace (10)	Knights (6)	Howard (19)	TB/DH (12)
34	1/10	**111-106	HOU	W	11-23	14,738	W1	Wallace (26)	Wallace (14)	Knights (18)	Howard (28)	Howard (12)
35	1/11	86-95	@TOR	L	11-24	14,098	L1	Jones (17)	Brezec (8)	Felton (4)	Bosh (29)	Peterson (11)
36	1/13	102-103	MIL	L	11-25	15,212	L2	Wallace (21)	Wallace (15)	Felton (6)	Redd (26)	Bogut (17)
37	1/14	91-114	@DET	L	11-26	22,076	L3	Brezec (18)	Wallace (8)	Knights (5)	Hamilton (19)	B. Wallace (13)
38	1/16	92-107	NOK	L	11-27	15,303	L4	Wallace (19)	Robinson (9)	Felton (7)	Paul (24)	West (11)
39	1/18	92-98	@IND	L	11-28	14,520	L5	Three tied (15)	Wallace (9)	Knights (15)	Johnson (27)	Johnson (10)
40	1/20	93-104	ORL	L	11-29	16,847	L6	Bogans (19)	Voskuhl/Wallace (7)	Knights (7)	Turkoglu (24)	Howard (21)
41	1/21	91-101	@MIL	L	11-30	16,739	L7	Brezec (21)	Brezec (11)	Knights (15)	Redd (35)	Magloire (22)
42	1/24	76-104	@SAS	L	11-31	16,797	L8	Jones (15)	Jones (9)	Burleson (7)	Udrih (17)	Duncan (9)
43	1/25	78-102	@HOU	L	11-32	10,938	L9	Carroll (19)	Brezec (8)	Knights (7)	McGrady (29)	Baxter (11)
44	1/27	85-91	MIA	L	11-33	19,026	L10	Carroll (20)	Brezec (12)	Felton (11)	O'Neal (23)	Fitch (8)
45	1/28	97-107	@WAS	L	11-34	20,173	L11	Brezec (27)	Brezec (12)	Felton (13)	Arenas (34)	Jamison (13)
46	1/30	91-103	CLE	L	11-35	17,142	L12	Anderson (14)	Voskuhl (12)	Knights (14)	James (30)	Goden (12)
47	2/1	92-102	ATL	L	11-36	14,411	L13	Felton (20)	Three tied (7)	Knights (10)	Harrington (19)	Johnson (11)
48	2/3	112-102	LAL	W	12-36	19,026	W1	Jones (31)	Jones (9)	Knights (10)	Bryant (35)	KB/CM (9)
49	2/6	119-106	SEA	W	13-36	13,202	W2	Felton (24)	Jones/Knight (7)	Knights/Felton (9)	Allen (31)	Evans (9)
50	2/8	100-92	PHI	W	14-36	15,418	W3	Ely (19)	Jones (14)	Robinson (5)	Au/KK (20)	Webber (12)
51	2/10	73-88	TOR	L	14-37	17,472	L1	Carroll (26)	Ely (9)	Rush (4)	Villanueva (24)	CB/MP (10)
52	2/11	93-99	@MIL	L	14-38	17,664	L2	Ely (21)	Carroll/Ely (7)	Felton (8)	Redd (18)	Magloire (9)
53	2/13	83-91	POR	L	14-39	13,466	L3	Felton (16)	Jones/Robinson (9)	Knights (9)	Randolph (21)	DM/ZR (9)
54	2/15	94-95	NUN	L	14-40	15,766	L4	Knights (28)	Ely (9)	Felton (5)	Jefferson (25)	Jefferson (10)
55	2/21	84-100	@DEN	L	14-41	16,701	L5	Felton (14)	Jones/Rush (7)	Felton (11)	Anthony (24)	Cambly (12)
56	2/22	110-106	@POR	W	15-41	12,585	W1	Rush (28)	Carroll (8)	Knights (13)	Patterson (25)	Miles (8)
57	2/25	121-136	@PHO	L	15-42	18,422	L1	Felton (31)	Brezec/Wallace (9)	Knights (14)	Marron (31)	Marron (24)
58	2/28	87-95	@LAC	L	15-43	15,273	L2	Jones (17)	Wallace (16)	Knights (17)	Brand (35)	Brand (10)
59	3/1	104-89	@UTA	W	16-43	18,177	W1	Knights/Wallace (19)	Brezec/Jones (6)	Knights (10)	Harpring (22)	Bozser (9)
60	3/3	76-90	@DAL	L	16-44	20,075	L1	Wallace (14)	Wallace (8)	Felton (6)	Nowitzki (26)	Dampier (14)
61	3/6	*106-105	MIA	L	16-45	17,165	L2	Wallace (26)	Wallace (15)	Knights (11)	O'Neal (35)	Haslem (13)
62	3/8	104-101	GSW	W	17-45	14,039	W1	Jones (29)	Brezec/Wallace (7)	Knights (10)	Richardson (27)	Murphy (10)
63	3/11	116-109	NYK	W	18-45	19,026	W2	Jones (28)	Wallace (12)	Knights (15)	J. Rose (23)	Lee (12)
64	3/12	78-94	@DET	L	18-46	22,076	L1	Ely (15)	Jones (11)	Knights (10)	Hamilton (24)	B. Wallace (15)
65	3/14	114-119	WAS	L	18-47	13,721	L2	Jones (18)	Brezec (9)	Knights (8)	Jamison (35)	Jamison (16)
66	3/15	99-107	@SAS	L	18-48	13,841	L3	Jones (25)	Voskuhl (10)	Knights (8)	Arenas (34)	Jamison (12)
67	3/18	103-108	DET	L	18-49	19,026	L4	Brezec (20)	Brezec/Voskuhl (7)	Knights (8)	Hamilton (23)	R. Wallace (7)
68	3/21	108-102	ORL	W	19-49	15,613	W1	Wallace (27)	Wallace (10)	Felton (13)	Turkoglu (24)	Howard (15)
69	3/22	*120-118	@CLE	L	19-50	18,550	L1	Felton (30)	Robinson (14)	Felton (10)	James (37)	James (11)
70	3/24	93-114	@MIA	L	19-51	20,146	L2	Felton (23)	Three tied (5)	Knights (6)	Wade (24)	O'Neal (9)
71	3/26	95-102	@MEM	L	19-52	17,328	L3	Wallace (25)	Brezec (8)	Knights (16)	Gasol (33)	Gasol (15)
72	3/28	125-117	ATL	W	20-52	14,762	W1	Wallace (41)	Jones (9)	Knights (12)	Johnson (35)	Smith (4)
73	3/31	113-107	CHI	L	20-53	16,607	L1	Jones (28)	Wallace (12)	Felton (10)	Nocioni (24)	Nocioni (11)
74	4/2	97-101	CLE	L	20-54	18,491	L2	Felton (20)	Wallace (9)	Knights (7)	James (35)	James (12)
75	4/4	97-92	MIN	W	21-54	14,214	W1	Knights (24)	Wallace (9)	Knights/Felton (8)	Garnett (24)	Garnett (22)
76	4/6	102-113	@NUN	L	21-55	16,756	L1	Felton (20)	Ely (8)	Felton (7)	Jefferson (40)	Jefferson (11)
77	4/9	94-88	@TOR	W	22-55	17,679	W1	Knights (19)	Wallace (14)	Felton (12)	James (32)	Graham (9)
78	4/12	88-96	MEM	L	22-56	16,439	L1	Wallace (17)	Three tied (9)	Felton (13)	E. Jones (16)	Battier (8)
79	4/14	116-110	@ATL	W	23-56	18,729	W1	Felton (27)	Anderson/Wallace (6)	Felton (8)	Johnson (35)	Smith (10)
80	4/15	*92-91	IND	W	24-56	17,384	W2	Brezec (18)	Carroll/Ely (9)	Felton (13)	O'Neal (30)	DG/JO (8)
81	4/17	98-91	@NYK	W	25-56	19,763	W3	Anderson (18)	Voskuhl (9)	Felton (14)	Crawford (24)	Woods (7)
82	4/19	96-86	PHI	W	26-56	19,026	W4	Carroll (24)	Wallace (9)	Felton (19)	Salmons (19)	Iguodala (8)

*-overtime, **-double overtime



2005-06 FINAL STATISTICS

RECORD (26-56)

Player	G	GS	MIN	FG	FGA	PCT	3FG	FGA	PCT	FT	FTA	PCT	OFF	DEF	TOT	AST	PF	DQ	STL	TO	BLK	PTS	AVG
Wallace	55	52	1895	317	589	.538	14	50	.280	188	306	.614	123	289	412	96	150	1	138	99	115	836	15.2
Okafor	26	25	874	131	316	.415	0	0	---	82	125	.656	94	167	261	31	88	1	22	53	50	344	13.2
Knight	69	67	2351	308	772	.399	3	13	.231	252	314	.803	35	188	223	610	202	3	157	164	4	871	12.6
Brezec	79	79	2165	409	791	.517	0	2	.000	164	224	.732	181	259	440	45	227	2	19	85	32	982	12.4
Felton	80	54	2406	345	883	.391	97	271	.358	161	222	.725	77	188	265	446	181	0	102	182	8	948	11.9
Jones	76	42	2089	298	736	.405	115	335	.343	88	121	.727	105	271	376	63	200	4	68	74	22	799	10.5
Rush	47	25	1111	181	469	.386	57	164	.348	55	77	.714	18	85	103	50	79	0	38	65	13	474	10.1
Ely	57	22	1348	216	425	.508	0	2	.000	128	192	.667	94	183	277	76	160	1	29	100	44	560	9.8
Bogans	39	9	848	114	288	.396	33	98	.337	80	105	.762	29	77	106	45	78	0	39	41	3	341	8.7
May	23	1	398	70	171	.409	0	5	.000	49	64	.766	42	67	109	22	58	0	17	33	12	189	8.2
Carroll	78	6	1275	192	476	.403	72	185	.389	138	168	.821	34	123	157	35	120	0	47	48	11	594	7.6
Robinson	66	18	1303	157	365	.430	2	21	.095	106	134	.791	62	157	219	77	141	1	81	74	10	422	6.4
Anderson	36	7	564	75	181	.414	24	58	.414	33	41	.805	23	47	70	32	48	0	11	32	4	207	5.8
Voskuhl	51	2	818	114	261	.437	1	3	.333	41	60	.683	62	121	183	39	157	2	26	33	23	270	5.3
Baxter (TOT)	41	0	401	45	104	.433	0	0	---	28	35	.800	45	72	117	4	56	1	11	20	8	118	2.9
Baxter (CHA)	18	0	119	12	32	.375	0	0	---	12	16	.750	7	26	33	2	8	0	2	7	1	36	2.0
Burleson	39	1	340	22	88	.250	10	54	.185	16	17	.941	4	22	26	48	63	2	26	25	2	70	1.8
BOBCATS	82	-	19905	2961	6843	.433	428	1261	.339	1593	2186	.729	990	2270	3260	1717	1960	17	822	1167	354	7943	96.9
OPPONENTS	82	-	19905	3065	6410	.478	458	1285	.356	1683	2283	.737	940	2667	3607	1881	1929	18	577	1464	441	8271	100.9

SINGLE-GAME HIGHS

AVERAGE PER GAME

CAREER HIGHS (C=SET, T=TIED THIS SEASON)

PLAYER	SINGLE-GAME HIGHS							AVERAGE PER GAME							CAREER HIGHS (C=SET, T=TIED THIS SEASON)						
	MIN	REB	AST	STL	TO	BLK	PTS	MIN	REB	AST	STL	TO	BLK	PTS	FG	FGA	FT	FTA	REB	AST	PTS
Wallace	51	16	7	8	5	6	41	34.5	7.5	1.7	2.51	1.8	2.09	15.2	17C	22C	14	17	16C	7C	41C
Okafor	42	17	4	2	6	6	24	33.6	10.0	1.2	0.85	2.0	1.92	13.2	13	26	13	16	19	4C	30
Knight	48	7	18	6	8	2	28	34.1	3.2	8.8	2.28	2.4	0.06	12.6	11	24	12	15	9	20	31
Brezec	47	14	3	2	5	2	27	27.4	5.6	0.6	0.24	1.1	0.41	12.4	13	24	8T	9T	18	4	27T
Felton	46	8	14	5	8	2	31	30.1	3.3	5.6	1.28	2.3	0.10	11.9	13C	22C	10C	13C	8C	14C	31C
Jones	50	14	4	3	4	4	31	27.5	4.9	0.8	0.89	1.0	0.29	10.5	13C	21C	8T	11C	15	5	31C
Rush	40	8	4	2	6	2	35	23.6	2.2	1.1	0.81	1.4	0.28	10.1	13	22	5C	6C	9	7	35C
Ely	39	15	5	3	4	3	23	23.6	4.9	1.3	0.51	1.8	0.77	9.8	11C	19	8T	12C	17	5C	23C
Bogans	36	8	4	4	5	1	22	21.7	2.7	1.2	1.00	1.1	0.08	8.7	10	19	8	13	12	7	28
May	29	10	5	5	4	2	18	17.3	4.7	1.0	0.74	1.4	0.52	8.2	7C	14C	8C	9C	10C	5C	18C
Carroll	42	9	3	3	5	1	26	16.3	2.0	0.4	0.60	0.6	0.14	7.6	8C	16C	11C	12C	9C	3T	26C
Robinson	42	14	6	5	4	1	21	19.7	3.3	1.2	1.23	1.1	0.15	6.4	8C	14C	6C	8C	14C	6C	21C
Anderson	47	8	4	3	3	1	18	15.7	1.9	0.9	0.31	0.9	0.11	5.8	7C	16C	4C	5C	8C	4C	18C
Voskuhl	30	12	4	3	3	4	18	16.0	3.6	0.8	0.51	0.6	0.45	5.3	9C	13	8	11	16	4T	20
Baxter (TOT)	27	11	2	2	4	2	18	9.8	2.9	0.1	0.27	0.5	0.20	2.9	9	13C	5T	7	11C	3	19
Baxter (CHA)	12	5	1	1	2	1	8	6.6	1.8	0.1	0.11	0.4	0.06	2.0							
Burleson	36	4	7	4	3	1	11	8.7	0.7	1.2	0.67	0.6	0.05	1.8	4C	6C	4C	4C	4C	7C	11C
BOBCATS	290	56	34	20	26	10	125	242.7	39.8	20.9	10.02	14.2	4.32	96.9	50C	109	43C	52C	56C	34C	125C
OPPONENTS	290	57	35	11	27	11	136	242.7	44.0	22.9	7.04	17.9	5.38	100.9	48C	96C	36	46	57C	40	136C

FRONT OFFICE

BASKETBALL OPS

PLAYERS

2009-10 REVIEW

RECORDS

PLAYOFFS

HISTORY

NBA

MISC.



2004-05 BOBCATS



2004-05 FINAL ROSTER

Record: 18-64

Home: 14-27

Road: 4-37

Overtime: 3-3

No.	Player	Pos.	Ht.	Wt.	Birthdate	College	Yrs Pro
12	Cory Alexander	G	6-1	190	6/22/73	Virginia	7
35	Malik Allen	F	6-10	255	6/27/78	Villanova	4
10	Keith Bogans	G	6-5	215	5/12/80	Kentucky	2
7	Primoz Brezec	C	7-1	252	10/2/79	Slovenia	4
13	Matt Carroll	G	6-6	212	8/28/80	Notre Dame	2
2	Melvin Ely	F/C	6-10	261	5/2/78	Fresno State	3
1	Jason Hart	G	6-3	185	4/29/78	Syracuse	4
24	Jason Kapono	F	6-8	213	2/2/81	UCLA	2
22	Brevin Knight	G	5-10	170	11/8/75	Stanford	8
50	Emeka Okafor	F	6-10	255	9/28/82	Connecticut	1
21	Bernard Robinson	G/F	6-6	210	12/26/80	Michigan	1
4	Kareem Rush	G	6-6	215	10/30/80	Missouri	3
32	Tamar Slay	F	6-8	220	4/2/80	Marshall	3
0	Theron Smith	F	6-8	230	10/3/80	Ball State	2
3	Gerald Wallace	G/F	6-7	220	7/23/82	Alabama	4

General Manager & Head Coach: Bernie Bickerstaff**Assistant Coaches:** John-Blair Bickerstaff, Gary Brokaw, Jeff Capel, Gary Kloppenburg, John Outlaw**Head Athletic Trainer:** Joe Sharpe**Assistant Athletic Trainer / Equipment Manager:** Mark Coffelt**Strength & Conditioning Coach:** Chris Munford

CONFERENCE RECORDS

	Overall	Home	Road	Overtime
Eastern:	11-41	9-17	2-24	1-2
Western:	7-23	5-10	2-13	2-1

DIVISION RECORDS

	Overall	Home	Road	Overtime
Atlantic:	2-16	2-7	0-9	0-0
Central:	2-16	2-7	0-9	0-2
Southeast:	7-9	5-3	2-6	1-0
Northwest:	3-7	2-3	1-4	0-0
Pacific:	1-9	1-4	0-5	0-1
Southwest:	3-7	2-3	1-4	2-0

RECORDS BY MONTH

	Overall	Home	Road	Overtime
November:	3-10	3-4	0-6	0-1
December:	4-9	3-3	1-6	2-1
January:	2-13	2-6	0-7	0-1
February:	2-10	1-5	1-5	0-0
March:	4-13	3-6	1-7	0-0
April:	3-9	2-4	1-5	1-0

Playoff Results: None**NBA Honors:** Emeka Okafor, Rookie of the Year; Emeka Okafor, First Team All-Rookie; Emeka Okafor, Eastern Conference Rookie of the Month (November 2004, December 2004, April 2005)



2004-05 GAME-BY-GAME

G	Date	Score	Opp	W/L	Record	Atten.	Streak	Charlotte High Scorer	Charlotte High Rebounder	Charlotte High Assist	Opponent High Scorer	Opponent High Rebounder
1	1/14	96-103	WAS	L	0-1	23,319	W1	Okafor (19)	Okafor (10)	Knights (6)	Jamison (24)	Arenas (7)
2	1/16	111-100	ORL	W	1-1	20,873	L1	Brezec (20)	Okafor (14)	Hart (11)	Mobley (23)	Howard (12)
3	1/17	100-102	@Mil	L	1-2	17,029	L1	Brezec (20)	Okafor (13)	Hart (12)	Mason (31)	J. Smith (10)
4	1/17	74-91	@Bos	L	1-3	14,012	L2	House (15)	Okafor (11)	Kapono (5)	Davis (19)	Larntz (10)
5	1/17	87-103	GS	L	1-4	12,376	L3	Wallace (22)	Wallace (10)	S. Smith (8)	Richardson (27)	Murphy (16)
6	1/17	105-107	UTA	L	1-5	10,412	L4	Bogans (28)	Okafor (8)	S. Smith (8)	Booser (34)	Booser (13)
7	1/18	89-106	CLE	L	1-6	14,706	L5	Kapono (16)	Ely (7)	Knights (5)	James (19)	Gooden (9)
8	1/20	84-100	@Cle	L	1-7	18,045	L6	Wallace (15)	Brezec (12)	Knights (8)	James (25)	Ilgauskas (12)
9	1/21	**116-117	@Cle	L	1-8	22,078	L7	Kapono (22)	Okafor (10)	Knights (15)	Hamilton (30)	McDyess (12)
10	1/23	91-89	@Det	W	2-8	13,394	W1	Okafor (22)	Okafor (15)	Knights (19)	Bell (24)	McDyess (12)
11	1/26	77-82	@Ind	L	2-9	17,441	L1	Okafor (19)	Okafor (11)	Hart (6)	AC/FC (23)	Croschere (12)
12	1/27	107-92	ATL	W	3-9	13,695	W1	House (17)	Okafor (10)	Knights (11)	Harrington (27)	Walker (8)
13	1/30	96-99	@NJ	L	3-10	11,921	L1	Okafor (26)	Okafor (12)	Knights (6)	Jefferson (23)	Mourning (11)
14	1/24	107-101	NY	W	4-10	18,858	W1	Okafor/S. Smith (20)	Okafor (18)	Knights (18)	Crawford (41)	Mohamied (17)
15	1/26	**93-99	@LAC	L	4-11	14,065	L1	Brezec/Kapono (14)	Okafor (15)	Knights (13)	Maggette (33)	Maggette (11)
16	1/27	92-109	@Sac	L	4-12	17,137	L2	S. Smith (16)	Okafor (15)	Hart (6)	Stojakovic (30)	Stojakovic (12)
17	1/27	106-115	@Pho	L	4-13	10,317	L3	Knights (17)	Okafor (10)	Knights (7)	Stoudemire (36)	Stoudemire (15)
18	1/27	87-99	@GS	L	4-14	14,023	L4	Okafor (21)	Two Tied (13)	Knights (11)	Richardson (24)	Dunleavy (15)
19	1/28	*94-93	NO	W	5-14	13,589	W1	Okafor (20)	Okafor (12)	Knights (11)	Wesley (23)	Andersen (13)
20	1/28	*101-100	HOU	W	6-14	17,320	W2	Okafor (23)	Okafor (17)	Knights (11)	McGrady (29)	Jackson (8)
21	1/29	91-94	NJ	L	6-15	11,358	L1	Rush (23)	Okafor (11)	Hart (15)	Jefferson (28)	Kristic (12)
22	1/22	90-87	@Hou	W	7-15	13,655	W1	Okafor (21)	Okafor (11)	Knights (13)	McGrady (25)	Ming (14)
23	1/26	82-91	@NY	L	7-16	19,763	L1	Okafor (23)	Okafor (15)	Hart (6)	T.Hodges (20)	Mohammed (9)
24	1/27	87-106	@Was	L	7-17	16,322	L2	Okafor (18)	Okafor (11)	Hart (10)	Hughes (20)	Ruffin (7)
25	1/29	71-74	IND	L	7-18	13,483	L3	Okafor (16)	Okafor (15)	Hart (11)	O'Neal (24)	O'Neal (17)
26	1/31	97-103	SEA	L	7-19	13,696	L4	Okafor (27)	Okafor (10)	Knights (15)	Lewis (27)	Evans (10)
27	1/1	90-113	@Mia	L	7-20	20,281	L5	Okafor (17)	Okafor (10)	Knights (7)	Wade (26)	Haslem (9)
28	1/3	83-94	CLE	L	7-21	12,690	L6	Rush (19)	Kapono (7)	Knights (9)	James (26)	Gooden (14)
29	1/5	102-84	MIN	W	8-21	12,037	W1	Wallace (21)	Wallace (12)	Knights (8)	Garnett (23)	Garnett (20)
30	1/7	91-111	@Orl	L	8-22	12,564	L1	Brezec (18)	Okafor (6)	Knights (10)	Turkoglu (22)	Howard (12)
31	1/11	*98-100	@Cle	L	8-23	18,494	L2	Brezec/Okafor (18)	Okafor (9)	Knights (20)	James (29)	Ilgauskas (11)
32	1/14	89-109	MEM	L	8-24	17,447	L3	Okafor (17)	Okafor (12)	Knights (11)	Gasol (19)	Possey (7)
33	1/15	95-103	@Atl	L	8-25	11,719	L4	Hart (19)	Sampson (9)	Hart (8)	Harrington (22)	Walker (11)
34	1/17	92-99	MIL	L	8-26	10,523	L5	Okafor (15)	Okafor (11)	Knights (10)	Redd (27)	Gadzuric (10)
35	1/19	105-107	PHI	L	8-27	12,336	L6	Hart (19)	Okafor (19)	Hart (7)	Iverson (24)	Iguodala (8)
36	1/21	99-105	DAL	L	8-28	17,186	L7	Okafor (24)	Okafor (15)	Hart (10)	M/F/DN (20)	Nowitzki (9)
37	1/23	92-103	@Tor	L	8-29	14,196	L8	Brezec (12)	Brezec (12)	Hart (11)	Peterson (26)	RA/CB (8)
38	1/25	92-97	BOS	L	8-30	11,129	L9	Okafor (20)	Okafor (12)	Hart (10)	Pierce (33)	Pierce (9)
39	1/27	93-101	@Chi	L	8-31	19,439	L10	Rush (24)	Sampson (7)	Hart (10)	Nocioni (17)	Chandler (6)
40	1/28	101-94	TOR	W	9-31	15,986	W1	Rush (21)	Brezec (12)	Bogans/Hart/Smith (4)	Alston (20)	Rose (6)
41	1/30	90-101	@LAL	L	9-32	18,532	L1	Brezec (15)	Sampson (12)	Hart (7)	CA/CB (20)	Mihm (12)
42	2/1	109-105	@Uta	W	10-32	17,854	W1	Wallace (28)	Wallace (8)	Knights (8)	Kiriienko (27)	Eisley (8)
43	2/4	89-101	@Por	L	10-33	14,362	L1	Brezec (17)	Brezec (17)	Knights (11)	D/ST (23)	Randolph (12)
44	2/5	99-113	@Sea	L	10-34	16,901	L2	Ely (22)	Ely (9)	Hart (5)	Allen (25)	Evans (21)
45	2/8	85-104	SAS	L	10-35	12,985	L3	Kapono (11)	SAS (10)	JH/BK (7)	Parker (20)	Rose (10)
46	2/9	87-94	@Ind	L	10-36	14,719	L4	Ely (20)	Ely (7)	Knights (6)	O'Neal (29)	O'Neal (10)
47	2/11	87-97	MIA	L	10-37	22,166	L5	Knights (17)	Ely (11)	JH/BK (5)	O'Neal (32)	Haslem (13)
48	2/13	99-102	@NY	L	10-38	19,763	L6	Robinson (18)	T. Smith (8)	Knights (6)	Crawford (13)	Anza (7)
49	2/14	77-80	POR	L	10-39	9,213	L7	Ely (16)	Brezec (18)	Hart (5)	Pryzbilla (19)	Pryzbilla (17)
50	2/16	94-88	DEN	W	11-39	11,754	W1	Rush (20)	Brezec (14)	BW/GW (4)	Anthony (21)	Cambly (13)
51	2/22	102-112	MIL	L	11-40	10,817	L1	Knights (19)	Brezec (11)	Knights (4)	Redd (39)	Smith (10)
52	2/25	86-93	@NJ	L	11-41	14,571	L2	Wallace (23)	Okafor (10)	Knights (12)	Carter (28)	Collins (12)
53	2/26	90-94	CHI	L	11-42	17,495	L3	Okafor (26)	Okafor (12)	Hart (5)	Davis (20)	Harrington (9)
54	3/1	94-87	SAC	W	12-42	11,790	W1	Brezec (19)	Okafor (13)	Knights (10)	Williamson (8)	Skinner (16)
55	3/2	85-94	@NO	L	12-43	14,517	L1	Okafor (18)	Brezec (12)	Knights (5)	Dickau (18)	Brown (15)
56	3/4	84-104	@Bos	L	12-44	17,011	L2	Hart (13)	Okafor (10)	Bogans/Hart (6)	RD/RW (18)	AJ/RW/DW (8)
57	3/5	84-86	WAS	L	12-45	15,301	L3	Hart (20)	Kapono/Okafor (8)	Hart (4)	Haywood (22)	Brown (12)
58	3/8	97-102	@Min	L	12-46	16,333	L4	Brezec (20)	Brezec (12)	Hart (4)	Haywood (22)	Garnett (15)
59	3/11	80-112	PHI	L	12-47	19,765	L5	Okafor (17)	Okafor (8)	Alexander (7)	Iverson (25)	Jackson (9)
60	3/12	116-117	@LAL	L	12-48	23,319	L6	Okafor (30)	Okafor (11)	Knights (17)	Bryant (32)	Odum (11)
61	3/14	110-119	BOS	L	12-49	11,103	L7	Carroll (18)	Okafor (12)	Knights (6)	Davis (27)	Walker (9)
62	3/16	101-120	@Den	L	12-50	16,527	L8	Bogans (19)	Okafor (8)	Knights (8)	Anthony (25)	Cambly (12)
63	3/18	76-93	@SAS	L	12-51	17,798	L9	Brezec (18)	Okafor (12)	Knights (7)	Parker (42)	Hony (9)
64	3/19	93-104	@Dal	L	12-52	20,331	L10	Bogans (27)	Okafor (10)	Knights (13)	Nowitzki (33)	SB/MF (10)
65	3/21	102-97	PHO	W	13-52	10,727	W1	Knights (19)	Okafor (13)	JH/BK (8)	Hill (25)	Howard (13)
66	3/23	105-120	ORL	L	13-53	11,664	L1	Hart (21)	Brezec (11)	Knights (15)	JJ/SM (26)	Stoudemire (14)
67	3/24	108-94	@Orl	W	14-53	14,431	W1	Okafor (23)	Okafor (10)	Knights (15)	Hill (28)	Howard (15)
68	3/26	94-92	MIA	W	15-53	23,319	W2	Brezec (27)	Brezec (11)	Knights (16)	O'Neal (16)	O'Neal (16)
69	3/28	91-95	NJ	L	15-54	11,376	L1	Brezec (20)	Brezec (12)	Knights (10)	Carter (39)	Kristic (15)
70	3/30	99-102	CHI	L	15-55	12,606	L2	Wallace (23)	PB/E/O (10)	Knights (15)	Gordon (35)	Chandler (15)
71	4/1	107-119	TOR	L	15-56	13,550	L3	Okafor (29)	Okafor (14)	Knights (10)	Bosh (27)	Marshall (12)
72	4/2	97-112	@Chi	L	15-57	22,074	L4	Okafor (28)	Okafor (16)	Knights (7)	Harrington (22)	Chandler (15)
73	4/5	102-104	LAC	L	15-58	9,880	L5	Knights (21)	Okafor (10)	Knights (13)	Maggette (34)	Brand (10)
74	4/6	103-106	@Phi	L	15-59	16,209	L6	Brezec (23)	Brezec (6)	Knights (11)	Iverson (48)	Iguodala (11)
75	4/8	75-93	@Mil	L	15-60	15,274	L7	Brezec (20)	Okafor (14)	Alexander/Knight (4)	Mason (21)	Gadzuric (14)
76	4/10	95-102	@Mem	L	15-61	16,953	L8	Knights (22)	Okafor (18)	Knights (10)	Battier (25)	Battier (11)
77	4/11	*110-105	@Atl	W	16-61	15,042	W1	Bogans (21)	Okafor (12)	Knights (10)	Childress (20)	Childress (14)
78	4/13	105-84	ATL	W	17-61	10,894	W2	Okafor (17)	Okafor (11)	Wallace (6)	Smith (20)	Smith (4)
79	4/16	98-100	NY	L	17-62	17,615	L1	Bogans (15)	Wallace (4)	Knights (7)	Marbury (19)	Thomas (11)
80	4/17	104-106	@Was	L	17-63	17,117	L2	Carroll (22)	Wallace (7)	Knights (13)	Hughes (28)	Jamison (13)
81	4/19	80-99	@Mia	L	17-64	19,858	L3	KB/ME/J (14)	Okafor (9)	Hart (9)	Butler (25)	Haslem (10)
82	4/20	97-86	DET	W	18-64	18,014	W1	Bogans (17)	Okafor (19)	Knights (13)	RD/TP (13)	B. Wallace (10)

*-overtime, **-double overtime

FRONT OFFICE

BASKETBALL OPS

PLAYERS

2009-10 REVIEW

RECORDS

PLAYOFFS

HISTORY

NBA

MISC.



HISTORY

2004-05 FINAL STATISTICS

RECORD (18-64)

Player	G	GS	MIN	FG	FGA	PCT	3FG	FGA	PCT	FT	FTA	PCT	OFF	DEF	TOT	AST	PF	DQ	STL	TO	BLK	PTS	AVG
Okafor	73	73	2600	448	1003	.447	0	1	.000	209	343	.609	275	520	795	64	214	0	62	125	125	1105	15.1
Brezec	72	72	2276	387	756	.512	0	0	---	164	220	.745	226	305	531	86	183	2	33	106	55	938	13.0
Wallace	70	68	2147	286	637	.449	17	62	.274	191	289	.661	118	268	386	137	182	2	117	159	91	780	11.1
House	13	5	300	61	135	.452	12	29	.414	10	13	.769	2	17	19	24	23	0	24	13	3	144	11.1
Knight	66	61	1944	248	587	.422	3	20	.150	167	196	.852	21	149	170	591	192	1	131	147	5	666	10.1
Bogans	74	42	1791	262	688	.381	57	173	.329	133	183	.727	76	150	226	135	167	1	68	122	8	714	9.6
Hart	74	27	1887	257	573	.449	35	95	.368	157	200	.785	18	185	203	367	167	1	99	102	14	706	9.5
Carroll	25	0	430	70	180	.389	13	39	.333	71	83	.855	13	47	60	17	37	0	17	25	2	224	9.0
Kapono	81	14	1491	269	671	.401	80	194	.412	70	85	.824	32	132	164	61	132	1	40	46	6	688	8.5
Rush (TOT)	48	22	968	157	406	.387	51	137	.372	37	48	.771	20	69	89	68	74	0	20	47	7	402	8.4
Rush (CHA)	34	22	877	153	386	.396	49	127	.386	35	46	.761	17	62	79	65	67	0	18	44	6	390	11.5
S. Smith	37	1	636	93	218	.427	38	90	.422	67	77	.870	13	36	49	57	74	2	12	24	7	291	7.9
Ely	79	17	1649	227	526	.432	0	0	---	122	212	.575	142	184	326	76	199	1	32	115	69	576	7.3
Allen (TOT)	36	1	519	84	177	.475	0	0	---	26	28	.929	40	59	99	18	53	0	9	18	22	194	5.4
Allen (CHA)	22	1	271	49	101	.485	0	0	---	13	14	.929	16	31	47	7	24	0	5	7	11	111	5.0
Slay	8	0	78	13	39	.333	2	12	.167	0	2	.000	6	8	14	3	20	0	5	8	0	28	3.5
Sampson	23	0	329	28	62	.452	0	0	---	23	39	.590	36	86	122	8	53	0	4	17	17	79	3.4
T. Smith	33	5	510	44	136	.324	3	12	.250	14	16	.875	39	77	116	28	58	0	6	27	4	105	3.2
Alexander	16	1	201	16	49	.327	8	19	.421	9	12	.750	8	21	29	37	29	0	9	19	1	49	3.1
Robinson	31	1	328	36	81	.444	3	8	.375	18	26	.692	14	34	48	30	42	1	11	20	4	93	3.0
White	17	0	135	14	31	.452	0	0	---	14	40	.350	11	23	34	1	31	1	2	11	12	42	2.5
BOBCATS	82	-	19880	2961	6859	.432	320	881	.363	1487	2096	.709	1083	2335	3418	1794	1894	13	695	1192	440	7729	94.3
OPPONENTS	82	-	19880	3015	6507	.463	442	1224	.361	1748	2279	.767	959	2586	3545	1768	1858	15	624	1297	446	8220	100.26

PLAYER	SINGLE-GAME HIGHS								AVERAGE PER GAME					CAREER HIGHS (C=SET, T=TIED THIS SEASON)								
	MIN	REB	AST	STL	TO	BLK	PTS	MIN	REB	AST	STL	TO	BLK	PTS	FG	FGA	FT	FTA	REB	AST	PTS	
Okafor	52	19	3	3	7	5	30	35.6	10.9	0.9	0.85	1.7	1.71	15.1	13C	26C	13C	16C	19C	3C	30C	
Brezec	42	18	4	2	5	3	27	31.6	7.4	1.2	0.46	1.5	0.76	13.0	13C	24C	8C	9C	18C	4C	27C	
Wallace	41	14	6	5	7	6	28	30.7	5.5	2.0	1.67	2.3	1.30	11.1	10	19C	14C	17C	14C	6C	28C	
House	45	4	5	6	4	2	20	23.1	1.5	1.8	1.85	1.0	0.23	11.1	10	19	6	6	10	8	8	28
Knight	41	6	20	8	5	1	22	29.5	2.6	9.0	1.98	2.2	0.08	10.1	11	24	12	15	9	20T	31	
Bogans	43	8	6	5	5	2	28	24.2	3.1	1.8	0.92	1.6	0.11	9.6	10C	19C	8C	13C	12	7	28C	
Hart	43	7	15	4	4	1	21	25.5	2.7	5.0	1.34	1.4	0.19	9.5	9C	15C	7C	8C	8	15C	21C	
Carroll	27	7	3	4	3	1	22	17.2	2.4	0.7	0.68	1.0	0.08	9.0	6C	14C	8C	8C	7C	3C	22C	
Kapono	38	8	5	3	3	1	25	18.4	2.0	0.8	0.49	0.6	0.07	8.5	8C	18C	7C	8C	8C	5C	25C	
Rush (TOT)	36	6	6	2	4	1	24	20.2	1.9	1.4	0.42	1.0	0.15	8.4	13	22	4C	4T	9	7	30	
Rush (CHA)	36	6	6	2	4	1	24	25.8	2.3	1.9	0.53	1.3	0.18	11.5								
S. Smith	42	4	8	2	3	2	22	17.2	1.3	1.5	0.32	0.6	0.19	7.9	14	28	18	21	14	15	41	
Ely	42	17	3	3	5	6	22	20.9	4.1	1.0	0.41	1.5	0.87	7.3	9C	19C	8C	10C	17C	3T	22C	
Allen (TOT)	30	7	2	2	3	2	12	14.4	2.8	0.5	0.25	0.5	0.61	5.4	10	24	7	8	13	4	23	
Allen (CHA)	25	6	2	1	2	2	12	12.3	2.1	0.3	0.23	0.3	0.50	5.0								
Slay	19	5	2	3	3	0	9	9.8	1.8	0.4	0.63	1.0	0.00	3.5	6	13	2	4	5C	3	14	
Sampson	29	12	2	1	3	3	10	14.3	5.3	0.3	0.17	0.7	0.74	3.4	4T	9	4C	6C	12C	3	10C	
T. Smith	30	10	3	2	3	1	10	15.5	3.5	0.8	0.18	0.8	0.12	3.2	5C	13C	4C	5C	10C	3C	10C	
Alexander	28	5	7	3	3	1	17	12.6	1.8	2.3	0.56	1.2	0.06	3.1	10	19	7	8	11	12	28	
Robinson	25	5	3	2	3	1	18	10.6	1.5	1.0	0.35	0.6	0.13	3.0	7C	9C	4C	5C	5C	3C	18C	
White	18	6	1	1	3	3	8	7.9	2.0	0.1	0.12	0.6	0.71	2.5	9	16	10	15	19	2	23	
BOBCATS	290	53	31	18	26	11	116	242.4	41.7	21.9	8.48	14.5	5.37	94.3	45C	109C	37C	50C	53C	31C	116C	
OPPONENTS	290	56	40	15	24	11	120	242.4	43.2	21.6	7.61	15.8	5.44	100.2	47C	92C	36C	46C	40C	40C	120C	

MISC.



BOBCATS NBA DRAFT HISTORY



2009 NBA DRAFT

RD	PICK	PLAYER	FROM	POS	HT	WT
1	12	Gerald Henderson	Duke	G	6-4	215
2	40	Derrick Brown *	Xavier	F	6-8	227
2	54	Robert Vaden **	UAB	G	6-5	205

* Pick acquired from New Jersey via Oklahoma City on August 11, 2008

** Rights traded to Oklahoma City in exchange for cash considerations



2008 NBA DRAFT

RD	PICK	PLAYER	FROM	POS	HT	WT
1	9	D.J. Augustin	Texas	G	6-0	180
1	20	Alexis Ajinca *	France	C	7-0	220
2	38	Kyle Weaver**	Washington State	G	6-6	201

* Pick acquired from Denver in exchange for a future protected first-round pick on June 25, 2008

** Rights traded to Oklahoma City in exchange for a 2009 second-round draft pick (via New Jersey)



2007 NBA DRAFT

RD	PICK	PLAYER	FROM	POS	HT	WT
1	8	Brandon Wright *	North Carolina	F	6-9	205
1	22	Jared Dudley **	Boston College	F	6-7	225
2	36	Jermareo Davidson ***	Alabama	F	6-10	230

* Traded to Golden State in exchange for Jason Richardson and the rights to Jermareo Davidson (36th overall)

** Pick acquired from Cleveland (via Toronto) in exchange for Aleksandar Pavlovic on June 23, 2004

*** Acquired rights from Golden State along with Jason Richardson in exchange for the rights to Brandon Wright (8th overall)



2006 NBA DRAFT

RD	PICK	PLAYER	FROM	POS	HT	WT
1	3	Adam Morrison	Gonzaga	F	6-8	205
2	50	Ryan Hollins*	UCLA	C	7-0	230

* Pick acquired from Sacramento in exchange for Jason Hart on August 2, 2005



2005 NBA DRAFT

RD	PICK	PLAYER	FROM	POS	HT	WT
1	5	Raymond Felton	North Carolina	G	6-1	198
1	13	Sean May*	North Carolina	F	6-9	266

* Pick acquired from Phoenix (via Cleveland) in exchange for drafting Jahidi White in the 2004 Charlotte Expansion Selection



2004 NBA DRAFT

RD	PICK	PLAYER	FROM	POS	HT	WT
1	2	Emeka Okafor*	Connecticut	F/C	6-10	252
2	45	Bernard Robinson**	Michigan	F	6-6	210

* Pick acquired from L.A. Clippers in exchange for the 4th and 33rd overall picks and agreeing to draft Predrag Drobnjak in the 2004 Charlotte Expansion Selection

** Pick acquired from Milwaukee in exchange for Zaza Pachulia

FRONT OFFICE

BASKETBALL OPS

PLAYERS

2009-10 REVIEW

RECORDS

PLAYOFFS

HISTORY

NBA

MISC.



HISTORY

FRONT OFFICE

AWARDS

EASTERN CONFERENCE ALL-STAR TEAM

Gerald Wallace	2009-10
----------------	---------



BASKETBALL OPS

PLAYERS

ALL-DEFENSIVE TEAM

Gerald Wallace	First Team	2009-10
----------------	------------	---------

ROOKIE OF THE YEAR

Emeka Okafor	2004-05
--------------	---------



2009-10 REVIEW

RECORDS

PLAYOFFS

HISTORY

NBA

MISC.

ROOKIE OF THE MONTH

Emeka Okafor	November 2004, December 2004, April 2005
Raymond Felton	February 2006, March 2006, April 2006
Adam Morrison	November 2006
Walter Herrmann	April 2007

ALL-ROOKIE TEAM

Emeka Okafor	First Team	2004-05
Raymond Felton	Second Team	2005-06
Walter Herrmann	Second Team	2006-07
Adam Morrison	Second Team	2006-07
D.J. Augustin	Second Team	2008-09

ROOKIE CHALLENGE APPEARANCES

Emeka Okafor (DNP)	Rookie	2005
Emeka Okafor (DNP)	Sophomore	2006
Raymond Felton	Sophomore	2007
Adam Morrison	Rookie	2007


COACH OF THE MONTH

Larry Brown	January	2010
-------------	---------	------

PLAYER OF THE WEEK

Stephen Jackson	Week ending January 17, 2010
Jason Richardson	Weeks ending March 9, 2008; March 30, 2008
Gerald Wallace	Weeks ending November 28, 2005; March 25, 2007 April 8 2007; January 20, 2008; November 29, 2009

NATIONAL TEAM APPEARANCES



USA

Larry Brown	Head Coach 2004 Olympics Head Coach 2003 FIBA Tournament of the Americas Head Coach 1999 FIBA Tournament of the Americas Head Coach 1987 FIBA Junior World Championship Assistant Coach 2000 Olympics Assistant Coach 1980 Olympics
Matt Carroll	1999 FIBA Junior World Championship 1998 FIBA Americas U18
Gerald Wallace	2010-12 Men's Senior National Team Program

FRANCE

Boris Diaw	2010 FIBA World Championship 2009 FIBA European Championship 2007 FIBA European Championship 2006 FIBA World Championship 2005 FIBA European Championship 2003 FIBA European Championship 2002 FIBA European Championship U20 2000 FIBA European Championship U20
------------	--

MEXICO

Eduardo Najera	2003 FIBA Americas Championship
----------------	---------------------------------

SENEGAL

DeSagana Diop	2009 FIBA Africa Championship
---------------	-------------------------------



BOBCATS ALL-TIME NUMERICAL ROSTER

0 Theron Smith (2004-05) Jeff McInnis (2006-08) Larry Hughes (2009-10)	7 Primoz Brezec (2004-08) DESAGANA DIOP	21 Bernard Robinson (2004-07) Alexis Ajinca (2008-10)	42 Sean May (2005-09) Theo Ratliff (2009-10)
1 Jason Hart (2004-05) Ryan Hollins (2006-07) Derek Anderson (2007-08) Andre Brown (2008-09) Cartier Martin (2008-09) STEPHEN JACKSON	8 Steve Smith (2004-05)	22 Brevin Knight (2004-07) Ronald "Flip" Murray (2009-10)	43 Jake Voskuhl (2005-07) Linton Johnson III (2008-09)
2 Melvin Ely (2004-07) Dontell Jefferson (2008-09) Acie Law (2009-10)	10 Keith Bogans (2004-06) Vladimir Radmanovic (2008-10)	23 Derek Anderson (2006-07) Jason Richardson (2007-09) Stephen Graham (2009-10)	44 Sean Singletary (2008-09)
3 GERALD WALLACE	11 Earl Boykins (2007-08)	24 Jason Kapono (2004-05) Othella Harrington (2006-08)	50 Emeke Okafor (2004-09)
4 Kareem Rush (2004-06) Jared Dudley (2007-09) DERRICK BROWN	12 Cory Alexander (2005) Kevin Burslem (2005-06) Shannon Brown (2008-09) TYRUS THOMAS	27 Dwayne Jones (2008-09)	55 Jahidi White (2004-05)
5 Eddie House (2004-05) Walter Herrmann (2006-07) Juwan Howard (2008-09)	13 Matt Carroll (2004-09) NAZR MOHAMMED	31 Jamal Sampson (2004-05)	88 Eric Williams (2006-07)
6 Nazr Mohammed (2007-09) Tyson Chandler (2009-10)	14 D.J. AUGUSTIN	32 Tamar Slay (2004-05) BORIS DIAW	BOLD CAPS indicate current Bobcats players
	15 Alan Anderson (2005-07) Ryan Hollins (2007-09) GERALD HENDERSON	33 Jumaine Jones (2005-06) Jermareo Davidson (2007-08)	
	19 Raja Bell (2008-10)	35 Malik Allen (2004-05) Lonny Baxter (2005-06) Adam Morrison (2006-09)	
	20 Raymond Felton (2005-10)		

ALL-TIME ROSTER

ALEXIS AJINCA	NO. 21	POS CENTER	HGT 7'1"	WGT 262	DOB 5-6-88	FROM FRANCE
---------------	--------	------------	----------	---------	------------	-------------

Acquired: Drafted by Charlotte with the 20th overall pick in the 2008 NBA Draft
 Departed: Traded to Dallas with Tyson Chandler in exchange for Matt Carroll, Erick Dampier and Eduardo Najera on July 13, 2010

YEAR	GP	GS	Min.	FGM	FGA	PCT.	3FGM	3FGA	PCT.	FTM	FTA	PCT.	REB	AST	ST	TO	BS	PTS	AVG.
2008-09	31	4	182	25	69	.362	0	2	.000	20	28	.714	30	3	7	12	6	70	2.3
2009-10	6	0	30	5	10	.500	0	0	----	0	1	.000	4	0	1	2	1	10	1.7
Totals	37	4	212	30	79	.380	0	2	.000	20	29	.690	34	3	8	14	7	80	2.2

CORY ALEXANDER	NO. 12	POS GUARD	HGT 6'1"	WGT 185	DOB 6-22-73	FROM VIRGINIA
----------------	--------	-----------	----------	---------	-------------	---------------

Acquired: Signed as a free agent on February 28, 2005
 Departed: Became an unrestricted free agent after the 2004-05 season

YEAR	GP	GS	Min.	FGM	FGA	PCT.	3FGM	3FGA	PCT.	FTM	FTA	PCT.	REB	AST	ST	TO	BS	PTS	AVG.
2004-05	16	1	201	16	49	.327	8	19	.421	9	12	.750	29	37	9	19	1	49	3.1

MALIK ALLEN	NO. 35	POS FORWARD	HGT 6'10"	WGT 250	DOB 6-27-78	FROM VILLANOVA
-------------	--------	-------------	-----------	---------	-------------	----------------

Acquired: From Miami on February 24, 2005, in exchange for Steve Smith
 Departed: Became an unrestricted free agent after the 2004-05 season

YEAR	GP	GS	Min.	FGM	FGA	PCT.	3FGM	3FGA	PCT.	FTM	FTA	PCT.	REB	AST	ST	TO	BS	PTS	AVG.
2004-05	22	1	271	49	101	.485	0	0	----	13	14	.929	42	7	5	7	11	111	5.0

ALAN ANDERSON	NO. 15	POS GUARD / FORWARD	HGT 6'6"	WGT 220	DOB 10-16-82	FROM MICHIGAN STATE
---------------	--------	---------------------	----------	---------	--------------	---------------------

Acquired: Signed as a free agent on August 9, 2005
 Departed: Became an unrestricted free agent after the 2006-07 season

YEAR	GP	GS	Min.	FGM	FGA	PCT.	3FGM	3FGA	PCT.	FTM	FTA	PCT.	REB	AST	ST	TO	BS	PTS	AVG.
2005-06	36	7	564	75	181	.414	24	58	.414	33	41	.805	70	32	11	32	4	207	5.8
2006-07	17	0	256	37	81	.457	5	20	.250	19	23	.826	32	21	7	22	0	98	5.8
Totals	53	7	820	112	262	.427	29	78	.371	52	64	.821	102	53	18	54	4	305	5.7

FRONT OFFICE

BASKETBALL OPS

PLAYERS

2009-10 REVIEW

RECORDS

PLAYOFFS

HISTORY

NBA

MISC.



HISTORY

ALL-TIME ROSTER

DEREK ANDERSON	NO. 23/1	POS GUARD	HGT 6'5"	WGT 195	DOB 7-18-74	FROM KENTUCKY
----------------	-------------	--------------	-------------	------------	----------------	------------------

Acquired: Signed as a free agent on November 28, 2006
 Departed: Became an unrestricted free agent after the 2007-08 season

YEAR	GP	GS	Min.	FGM	FGA	PCT.	3FGM	3FGA	PCT.	FTM	FTA	PCT.	REB	AST	ST	TO	BS	PTS	AVG.
2006-07	17	0	256	37	81	.457	5	20	.250	19	23	.826	32	21	7	22	0	98	5.8
2007-08	28	0	396	47	125	.376	19	52	.365	28	38	.737	52	44	12	25	1	141	5.0
Totals	45	0	652	84	206	.408	24	72	.333	47	61	.770	84	65	19	47	1	239	5.3

D.J. AUGUSTIN	NO. 14	POS GUARD	HGT 6'0"	WGT 180	DOB 11-10-87	FROM TEXAS
---------------	-----------	--------------	-------------	------------	-----------------	---------------

Acquired: Drafted by Charlotte with the ninth overall pick in the 2008 NBA Draft

YEAR	GP	GS	Min.	FGM	FGA	PCT.	3FGM	3FGA	PCT.	FTM	FTA	PCT.	REB	AST	ST	TO	BS	PTS	AVG.
2008-09	71	12	1908	267	621	.430	108	246	.439	208	233	.893	133	250	42	119	2	850	11.8
2009-10	80	2	1472	168	435	.386	70	178	.393	102	131	.779	97	193	45	74	5	508	6.4
Totals	151	14	3380	435	1056	.412	178	424	.420	310	364	.852	200	443	87	193	7	1358	9.0

LONNY BAXTER	NO. 35	POS FORWARD	HGT 6'8"	WGT 261	DOB 7-27-79	FROM MARYLAND
--------------	-----------	----------------	-------------	------------	----------------	------------------

Acquired: From Houston on February 9, 2006, for Keith Bogans
 Departed: Became an unrestricted free agent after the 2005-06 season

YEAR	GP	GS	Min.	FGM	FGA	PCT.	3FGM	3FGA	PCT.	FTM	FTA	PCT.	REB	AST	ST	TO	BS	PTS	AVG.
2005-06	18	0	113	12	32	.375	0	0	----	12	16	.750	33	2	2	7	1	36	2.0

RAJA BELL	NO. 19	POS GUARD	HGT 6'5"	WGT 215	DOB 9-19-76	FROM FLORIDA INTERNATIONAL
-----------	-----------	--------------	-------------	------------	----------------	-------------------------------

Acquired: From Phoenix with Boris Diaw and Sean Singletary on December 10, 2008, for Jared Dudley and Jason Richardson
 Departed: Traded to Golden State with Vladimir Radmanovic in exchange for Stephen Jackson and Acie Law on November 16, 2009

YEAR	GP	GS	Min.	FGM	FGA	PCT.	3FGM	3FGA	PCT.	FTM	FTA	PCT.	REB	AST	ST	TO	BS	PTS	AVG.
2008-09	45	44	1603	223	507	.440	70	177	.395	71	81	.877	179	113	37	68	6	587	13.0
2009-10	5	5	157	24	55	.436	9	24	.375	3	3	1.000	21	10	4	5	2	60	12.0
Totals	50	49	1760	247	562	.440	79	201	.393	74	84	.881	200	123	41	73	8	647	12.9

KEITH BOGANS	NO. 10	POS GUARD / FORWARD	HGT 6'5"	WGT 215	DOB 5-12-80	FROM KENTUCKY
--------------	-----------	------------------------	-------------	------------	----------------	------------------

Acquired: From Orlando on November 1, 2004, for Brandon Hunter
 Departed: Traded to Houston for Lonny Baxter on February 9, 2006

YEAR	GP	GS	Min.	FGM	FGA	PCT.	3FGM	3FGA	PCT.	FTM	FTA	PCT.	REB	AST	ST	TO	BS	PTS	AVG.
2004-05	74	42	1791	262	688	.381	57	173	.329	133	183	.727	226	135	68	122	8	714	9.6
2005-06	39	9	848	114	288	.396	33	98	.337	80	105	.762	106	45	39	41	3	341	8.7
Totals	113	51	2639	376	976	.385	90	271	.332	213	288	.739	332	180	107	163	11	1055	9.3

EARL BOYKINS	NO. 11	POS GUARD	HGT 5'5"	WGT 133	DOB 6-2-76	FROM EASTERN MICHIGAN
--------------	-----------	--------------	-------------	------------	---------------	--------------------------

Acquired: Signed as a free agent on January 31, 2007
 Departed: Became an unrestricted free agent after the 2007-08 season

YEAR	GP	GS	Min.	FGM	FGA	PCT.	3FGM	3FGA	PCT.	FTM	FTA	PCT.	REB	AST	ST	TO	BS	PTS	AVG.
2007-08	36	0	577	61	172	.355	14	44	.318	49	59	.831	34	96	13	41	0	185	5.1

PRIMOZ BREZEC	NO. 7	POS CENTER	HGT 7'1"	WGT 255	DOB 10-2-79	FROM SLOVENIA
---------------	----------	---------------	-------------	------------	----------------	------------------

Acquired: Chosen in Charlotte Expansion Selection on June 22, 2004
 Departed: Traded to Detroit with Walter Herrmann for Nazr Mohammed on December 14, 2007

YEAR	GP	GS	Min.	FGM	FGA	PCT.	3FGM	3FGA	PCT.	FTM	FTA	PCT.	REB	AST	ST	TO	BS	PTS	AVG.
2004-05	72	72	2276	387	756	.512	0	0	----	164	220	.745	531	86	33	55	106	938	13.0
2005-06	79	79	2165	409	791	.517	0	2	.000	164	224	.732	440	45	19	85	32	982	12.4
2006-07	58	40	838	122	274	.445	1	3	.333	43	68	.632	184	23	11	38	23	288	5.0
2007-08	20	18	267	17	43	.395	0	0	----	3	5	.600	44	6	0	15	3	37	1.9
Totals	229	209	5546	935	1864	.502	1	5	.200	374	517	.723	1199	160	63	193	164	2245	9.8

FRONT OFFICE

BASKETBALL OPS

PLAYERS

2009-10 REVIEW

RECORDS

PLAYOFFS

HISTORY

NBA

MISC.



ALL-TIME ROSTER

ANDRE BROWN	NO. 1	POS FORWARD	HGT 6'9"	WGT 245	DOB 5-12-81	FROM DEPAUL
-------------	----------	----------------	-------------	------------	----------------	----------------

Acquired: Signed as a free agent on September 27, 2008

Departed: Waived on November 19, 2008

YEAR	GP	GS	Min.	FGM	FGA	PCT.	3FGM	3FGA	PCT.	FTM	FTA	PCT.	REB	AST	ST	TO	BS	PTS	AVG.
2008-09	4	0	41	1	7	.143	0	0	----	2	2	1.000	12	1	1	5	0	4	1.0

DERRICK BROWN	NO. 4	POS FORWARD	HGT 6'7"	WGT 225	DOB 9-8-87	FROM XAVIER
---------------	----------	----------------	-------------	------------	---------------	----------------

Acquired: Drafted by Charlotte with the 40th overall pick in the 2009 NBA Draft

YEAR	GP	GS	Min.	FGM	FGA	PCT.	3FGM	3FGA	PCT.	FTM	FTA	PCT.	REB	AST	ST	TO	BS	PTS	AVG.
2009-10	57	0	535	68	147	.463	2	7	.286	48	72	.667	78	19	21	19	10	186	3.3

SHANNON BROWN	NO. 12	POS GUARD	HGT 6'4"	WGT 211	DOB 11-29-85	FROM MICHIGAN STATE
---------------	-----------	--------------	-------------	------------	-----------------	------------------------

Acquired: Signed as a free agent on August 6, 2008

Departed: Traded to L.A. Lakers with Adam Morrison for Vladimir Radmanovic on February 7, 2009

YEAR	GP	GS	Min.	FGM	FGA	PCT.	3FGM	3FGA	PCT.	FTM	FTA	PCT.	REB	AST	ST	TO	BS	PTS	AVG.
2008-09	30	0	341	56	123	.455	8	28	.286	24	30	.800	24	28	18	29	5	144	4.8

KEVIN BURLESON	NO. 12	POS GUARD	HGT 6'3"	WGT 205	DOB 9-4-79	FROM MINNESOTA
----------------	-----------	--------------	-------------	------------	---------------	-------------------

Acquired: Signed as a free agent on August 31, 2005

Departed: Became an unrestricted after the 2005-06 season

YEAR	GP	GS	Min.	FGM	FGA	PCT.	3FGM	3FGA	PCT.	FTM	FTA	PCT.	REB	AST	ST	TO	BS	PTS	AVG.
2005-06	16	1	201	16	49	.327	8	19	.421	9	12	.750	29	37	9	19	1	49	3.1

MATT CARROLL	NO. 13	POS GUARD	HGT 6'6"	WGT 212	DOB 8-28-80	FROM NOTRE DAME
--------------	-----------	--------------	-------------	------------	----------------	--------------------

Acquired: Signed as a free agent on February 23, 2005

Departed: Traded to Dallas with Ryan Hollins for DeSagana Diop on January 16, 2009

YEAR	GP	GS	Min.	FGM	FGA	PCT.	3FGM	3FGA	PCT.	FTM	FTA	PCT.	REB	AST	ST	TO	BS	PTS	AVG.
2004-05	25	0	430	70	180	.389	13	39	.333	71	83	.855	60	17	17	25	2	224	9.0
2005-06	78	6	1275	192	476	.403	72	185	.389	138	168	.821	157	35	47	48	11	594	7.6
2006-07	72	47	1878	285	658	.433	111	267	.416	188	208	.904	207	91	53	73	9	869	12.1
2007-08	80	18	2016	252	589	.428	105	241	.436	111	138	.804	226	73	46	58	19	720	9.0
2008-09	34	10	475	56	138	.406	12	45	.267	15	19	.789	55	24	18	26	5	139	4.1
Totals	289	81	6074	855	2041	.419	313	777	.403	523	616	.849	705	240	181	230	46	2546	8.8

TYSON CHANDLER	NO. 6	POS CENTER	HGT 7'1"	WGT 235	DOB 10-2-82	FROM DOMINGUEZ HS (CA)
----------------	----------	---------------	-------------	------------	----------------	---------------------------

Acquired: From New Orleans on July 28, 2009 in exchange for Emeka Okafor

Departed: Traded to Dallas with Alexis Ajinca in exchange for Matt Carroll, Erick Dampier and Eduardo Najera on July 13, 2010

YEAR	GP	GS	Min.	FGM	FGA	PCT.	3FGM	3FGA	PCT.	FTM	FTA	PCT.	REB	AST	ST	TO	BS	PTS	AVG.
2009-10	51	27	1163	109	190	.574	0	0	----	115	157	.732	320	16	17	91	55	333	6.5

JERMAREO DAVIDSON	NO. 33	POS FORWARD/CENTER	HGT 6'10"	WGT 230	DOB 11-17-84	FROM ALABAMA
-------------------	-----------	-----------------------	--------------	------------	-----------------	-----------------

Acquired: 2007 draft rights from Golden State (38th overall pick) with Jason Richardson on June 28, 2007, in exchange for draft rights to Brandon Wright (eighth overall pick)

Departed: Waived on October 27, 2008

YEAR	GP	GS	Min.	FGM	FGA	PCT.	3FGM	3FGA	PCT.	FTM	FTA	PCT.	REB	AST	ST	TO	BS	PTS	AVG.
2007-08	38	2	322	51	125	.408	0	0	----	18	28	.643	62	13	7	17	15	120	3.2



HISTORY

ALL-TIME ROSTER

BORIS DIAW	NO. 32	POS FORWARD	HGT 6'8"	WGT 235	DOB 4-16-82	FROM FRANCE
------------	-----------	----------------	-------------	------------	----------------	----------------

Acquired: From Phoenix with Raja Bell and Sean Singletary on December 10, 2008, for Jared Dudley and Jason Richardson

YEAR	GP	GS	Min.	FGM	FGA	PCT.	3FGM	3FGA	PCT.	FTM	FTA	PCT.	REB	AST	ST	TO	BS	PTS	AVG.
2008-09	59	59	2216	368	743	.495	70	167	.419	83	121	.686	348	287	50	178	44	889	15.1
2009-10	82	82	2906	373	773	.483	66	206	.320	113	147	.769	424	325	60	178	57	925	11.3
Totals	141	141	5122	741	1516	.489	136	373	.365	196	268	.731	772	612	110	356	101	1814	12.9

DESAGANA DIOP	NO. 7	POS CENTER	HGT 7'0"	WGT 280	DOB 1-30-82	FROM OAK HILL ACADEMY (VA)
---------------	----------	---------------	-------------	------------	----------------	-------------------------------

Acquired: From Dallas on January 16, 2009, for Matt Carroll and Ryan Hollins

YEAR	GP	GS	Min.	FGM	FGA	PCT.	3FGM	3FGA	PCT.	FTM	FTA	PCT.	REB	AST	ST	TO	BS	PTS	AVG.
2008-09	41	1	584	52	113	.460	0	0	----	10	37	.270	155	19	17	28	31	114	2.8
2009-10	27	0	262	15	29	.517	0	0	----	2	9	.222	65	5	5	12	14	32	1.2
Totals	68	1	846	67	142	.472	0	0	----	12	46	.261	220	24	22	40	45	146	2.1

JARED DUDLEY	NO. 4	POS FORWARD	HGT 6'7"	WGT 225	DOB 7-10-85	FROM BOSTON COLLEGE
--------------	----------	----------------	-------------	------------	----------------	------------------------

Acquired: Drafted by Charlotte with the 22nd overall pick in the 2007 NBA Draft

Departed: Traded to Phoenix with Jason Richardson for Raja Bell, Boris Diaw and Sean Singletary on December 10, 2009

YEAR	GP	GS	Min.	FGM	FGA	PCT.	3FGM	3FGA	PCT.	FTM	FTA	PCT.	REB	AST	ST	TO	BS	PTS	AVG.
2007-08	73	14	1384	163	348	.468	9	41	.220	87	118	.737	286	81	55	50	10	422	5.8
2008-09	20	7	427	45	96	.469	3	8	.375	15	24	.625	59	19	18	10	2	108	5.4
Totals	93	21	1811	208	444	.469	12	49	.245	102	142	.718	345	100	73	60	12	530	5.7

MELVIN ELY	NO. 2	POS FORWARD / CENTER	HGT 6'10"	WGT 255	DOB 5-2-78	FROM FRESNO STATE
------------	----------	-------------------------	--------------	------------	---------------	----------------------

Acquired: From L.A. Clippers with Eddie House on July 14, 2004, for 2005 & 2006 second round draft picks

Departed: Traded to San Antonio for Eric Williams on February 13, 2007

YEAR	GP	GS	Min.	FGM	FGA	PCT.	3FGM	3FGA	PCT.	FTM	FTA	PCT.	REB	AST	ST	TO	BS	PTS	AVG.
2004-05	79	17	1649	227	526	.432	0	0	----	122	212	.575	326	76	32	115	69	576	7.3
2005-06	57	22	1348	216	425	.508	0	2	.000	128	192	.667	277	76	29	100	44	560	9.8
2006-07	24	0	244	23	60	.383	0	0	----	24	35	.686	39	14	2	23	6	70	2.9
Totals	160	39	3241	466	1011	.460	0	2	.000	274	439	.624	642	166	63	238	119	1206	7.5

RAYMOND FELTON	NO. 20	POS GUARD	HGT 6'1"	WGT 198	DOB 6-26-84	FROM NORTH CAROLINA
----------------	-----------	--------------	-------------	------------	----------------	------------------------

Acquired: Drafted by Charlotte with the fifth overall pick in the 2005 NBA Draft

Departed: Became an unrestricted free agent after the 2009-10 season

YEAR	GP	GS	Min.	FGM	FGA	PCT.	3FGM	3FGA	PCT.	FTM	FTA	PCT.	REB	AST	ST	TO	BS	PTS	AVG.
2005-06	80	54	2406	345	883	.391	97	271	.358	161	222	.725	265	446	102	182	8	948	11.9
2006-07	78	75	2832	393	1024	.384	103	312	.330	204	256	.797	267	545	118	230	10	1093	14.0
2007-08	79	79	2972	412	997	.413	56	200	.280	260	325	.800	236	583	96	213	12	1140	14.4
2008-09	82	81	3086	442	1083	.408	59	207	.285	219	272	.805	310	553	136	228	30	1162	14.2
2009-10	80	80	2643	388	846	.459	60	156	.385	132	173	.763	288	446	123	168	22	968	12.1
Totals	399	369	13939	1980	4833	.410	375	1146	.327	976	1248	.782	1366	2573	575	1021	82	5311	13.3

STEPHEN GRAHAM	NO. 23	POS FORWARD	HGT 6'6"	WGT 215	DOB 6-11-82	FROM OKLAHOMA STATE
----------------	-----------	----------------	-------------	------------	----------------	------------------------

Acquired: Signed as a free agent on September 29, 2009

Departed: Became an unrestricted free agent after the 2009-10 season

YEAR	GP	GS	Min.	FGM	FGA	PCT.	3FGM	3FGA	PCT.	FTM	FTA	PCT.	REB	AST	ST	TO	BS	PTS	AVG.
2009-10	70	8	804	119	240	.496	16	50	.320	42	65	.646	135	23	20	36	10	296	4.2

FRONT OFFICE

BASKETBALL OPS

PLAYERS

2009-10 REVIEW

RECORDS

PLAYOFFS

HISTORY

NBA

MISC.



ALL-TIME ROSTER

OTHELLA HARRINGTON	NO. 24	POS FORWARD/CENTER	HGT 6'9"	WGT 235	DOB 1-31-74	FROM GEORGETOWN
--------------------	-----------	-----------------------	-------------	------------	----------------	--------------------

Acquired: Signed as a free agent on July 19, 2006

Departed: Became an unrestricted free agent after the 2007-08 season

YEAR	GP	GS	Min.	FGM	FGA	PCT.	3FGM	3FGA	PCT.	FTM	FTA	PCT.	REB	AST	ST	TO	BS	PTS	AVG.
2006-07	26	0	220	25	56	.446	0	0	----	17	22	.773	38	6	1	15	1	67	2.6
2007-08	22	0	166	18	42	.429	0	0	----	10	16	.625	42	4	1	11	4	46	2.1
Totals	48	0	386	43	98	.439	0	0	----	27	38	.711	80	10	2	26	5	113	2.4

JASON HART	NO. 1	POS GUARD	HGT 6'3"	WGT 185	DOB 4-29-78	FROM SYRACUSE
------------	----------	--------------	-------------	------------	----------------	------------------

Acquired: Signed as a free agent on July 14, 2004

Departed: Traded to Sacramento for a future second round draft pick on August 2, 2005

YEAR	GP	GS	Min.	FGM	FGA	PCT.	3FGM	3FGA	PCT.	FTM	FTA	PCT.	REB	AST	ST	TO	BS	PTS	AVG.
2004-05	74	27	1887	257	573	.449	57	173	.368	157	200	.785	203	367	99	102	14	706	9.5

GERALD HENDERSON	NO. 15	POS GUARD	HGT 6'5"	WGT 215	DOB 12-9-87	FROM DUKE
------------------	-----------	--------------	-------------	------------	----------------	--------------

Acquired: Drafted by Charlotte with the 12th overall pick in the 2009 NBA Draft

YEAR	GP	GS	Min.	FGM	FGA	PCT.	3FGM	3FGA	PCT.	FTM	FTA	PCT.	REB	AST	ST	TO	BS	PTS	AVG.
2009-10	43	0	355	37	104	.356	4	19	.211	35	47	.745	55	13	10	14	9	113	2.6

WALTER HERRMANN	NO. 5	POS FORWARD	HGT 6'9"	WGT 225	DOB 6-26-79	FROM ARGENTINA
-----------------	----------	----------------	-------------	------------	----------------	-------------------

Acquired: Signed as a free agent on July 19, 2006

Departed: Traded to Detroit with Primoz Brezec for Nazr Mohammed on December 14, 2007

YEAR	GP	GS	Min.	FGM	FGA	PCT.	3FGM	3FGA	PCT.	FTM	FTA	PCT.	REB	AST	ST	TO	BS	PTS	AVG.
2006-07	48	12	936	174	330	.527	53	115	.461	41	53	.774	139	26	17	32	7	442	9.2
2007-08	17	0	174	25	65	.385	9	26	.346	9	10	.900	36	4	4	4	0	68	4.0
Totals	65	12	1110	199	395	.504	62	141	.440	50	63	.794	175	30	21	36	7	510	7.9

RYAN HOLLINS	NO. 1/15	POS CENTER	HGT 7'0"	WGT 230	DOB 10-10-84	FROM UCLA
--------------	-------------	---------------	-------------	------------	-----------------	--------------

Acquired: Drafted by Charlotte with the 50th overall pick in the 2006 NBA Draft

Departed: Traded to Dallas with Matt Carroll for DeSagana Diop on January 16, 2009

YEAR	GP	GS	Min.	FGM	FGA	PCT.	3FGM	3FGA	PCT.	FTM	FTA	PCT.	REB	AST	ST	TO	BS	PTS	AVG.
2006-07	27	0	185	20	36	.556	0	0	----	24	40	.600	31	1	4	16	7	64	2.4
2007-08	60	1	532	46	94	.489	0	0	----	55	82	.671	107	14	10	25	30	147	2.5
2008-09	18	1	184	19	35	.543	0	0	----	26	39	.667	36	4	3	10	17	64	3.6
Totals	105	2	901	85	165	.515	0	0	----	105	161	.652	174	19	17	51	54	275	2.6

EDDIE HOUSE	NO. 5	POS GUARD	HGT 6'1"	WGT 175	DOB 5-14-78	FROM ARIZONA STATE
-------------	----------	--------------	-------------	------------	----------------	-----------------------

Acquired: From L.A. Clippers with Melvin Ely on July 14, 2004, for 2005 & 2006 second round draft picks

Departed: Waived on December 4, 2004

YEAR	GP	GS	Min.	FGM	FGA	PCT.	3FGM	3FGA	PCT.	FTM	FTA	PCT.	REB	AST	ST	TO	BS	PTS	AVG.
2004-05	13	5	300	61	135	.452	12	29	.414	10	13	.769	19	24	24	13	3	144	11.1

JUWAN HOWARD	NO. 5	POS FORWARD	HGT 6'9"	WGT 250	DOB 2-7-73	FROM MICHIGAN
--------------	----------	----------------	-------------	------------	---------------	------------------

Acquired: Signed as a free agent on December 12, 2008

Departed: Became an unrestricted free agent after the 2008-09 season

YEAR	GP	GS	Min.	FGM	FGA	PCT.	3FGM	3FGA	PCT.	FTM	FTA	PCT.	REB	AST	ST	TO	BS	PTS	AVG.
2008-09	39	2	450	74	145	.510	0	0	----	23	34	.676	72	24	6	26	5	171	4.4

FRONT OFFICE

BASKETBALL OPS

PLAYERS

2009-10 REVIEW

RECORDS

PLAYOFFS

HISTORY

NBA

MISC.



HISTORY

ALL-TIME ROSTER

LARRY HUGHES	NO. 0	POS GUARD	HGT 6'5"	WGT 185	DOB 1-23-79	FROM ST. LOUIS
--------------	----------	--------------	-------------	------------	----------------	-------------------

Acquired: Signed as a free agent on March 13, 2010

Departed: Became an unrestricted free agent after the 2009-10 season

YEAR	GP	GS	Min.	FGM	FGA	PCT.	3FGM	3FGA	PCT.	FTM	FTA	PCT.	REB	AST	ST	TO	BS	PTS	AVG.
2009-10	14	2	295	35	107	.327	15	42	.357	29	34	.853	32	28	12	19	4	114	8.1

STEPHEN JACKSON	NO. 1	POS GUARD/FORWARD	HGT 6'8"	WGT 215	DOB 4-5-78	FROM OAK HILL ACADEMY (VA)
-----------------	----------	----------------------	-------------	------------	---------------	-------------------------------

Acquired: From Golden State with Acie Law on November 16, 2009, for Raja Bell and Vladimir Radmanovic

YEAR	GP	GS	Min.	FGM	FGA	PCT.	3FGM	3FGA	PCT.	FTM	FTA	PCT.	REB	AST	ST	TO	BS	PTS	AVG.
2009-10	72	72	2829	544	1285	.423	118	353	.334	312	397	.786	366	258	118	233	37	1518	21.1

DONTELL JEFFERSON	NO. 2	POS GUARD	HGT 6'5"	WGT 195	DOB 12-15-83	FROM ARKANSAS
-------------------	----------	--------------	-------------	------------	-----------------	------------------

Acquired: Signed as a free agent on March 11, 2009

Departed: Became an unrestricted free agent after the 2008-09 season

YEAR	GP	GS	Min.	FGM	FGA	PCT.	3FGM	3FGA	PCT.	FTM	FTA	PCT.	REB	AST	ST	TO	BS	PTS	AVG.
2008-09	6	0	84	11	22	.500	1	2	.500	6	9	.667	12	9	4	6	1	29	4.8

LINTON JOHNSON III	NO. 43	POS FORWARD	HGT 6'8"	WGT 205	DOB 6-13-80	FROM TULANE
--------------------	-----------	----------------	-------------	------------	----------------	----------------

Acquired: Signed as a free agent on October 28, 2008

Departed: Waived on November 19, 2008

YEAR	GP	GS	Min.	FGM	FGA	PCT.	3FGM	3FGA	PCT.	FTM	FTA	PCT.	REB	AST	ST	TO	BS	PTS	AVG.
2008-09	2	0	13	0	0	----	0	0	----	0	0	----	0	0	0	0	0	0	0.0

DWAYNE JONES	NO. 27	POS FORWARD	HGT 6'10"	WGT 251	DOB 6-9-83	FROM ST. JOSEPH'S
--------------	-----------	----------------	--------------	------------	---------------	----------------------

Acquired: Signed as a free agent on November 24, 2008

Departed: Waived on December 12, 2008

YEAR	GP	GS	Min.	FGM	FGA	PCT.	3FGM	3FGA	PCT.	FTM	FTA	PCT.	REB	AST	ST	TO	BS	PTS	AVG.
2008-09	6	0	52	4	7	.571	0	0	----	4	6	.667	12	0	0	4	1	12	2.0

JUMAINE JONES	NO. 33	POS FORWARD	HGT 6'8"	WGT 242	DOB 2-10-79	FROM GEORGIA
---------------	-----------	----------------	-------------	------------	----------------	-----------------

Acquired: From L. A. Lakers on October 26, 2005, for a second round draft pick

Departed: Became an unrestricted free agent after the 2005-06 season

YEAR	GP	GS	Min.	FGM	FGA	PCT.	3FGM	3FGA	PCT.	FTM	FTA	PCT.	REB	AST	ST	TO	BS	PTS	AVG.
2005-06	76	42	2089	298	736	.405	115	335	.343	88	121	.727	376	63	68	74	22	799	10.5

JASON KAPONO	NO. 24	POS FORWARD	HGT 6'8"	WGT 213	DOB 2-4-81	FROM UCLA
--------------	-----------	----------------	-------------	------------	---------------	--------------

Acquired: Chosen in Charlotte Expansion Selection on June 22, 2004

Departed: Became an unrestricted free agent after the 2004-05 season

YEAR	GP	GS	Min.	FGM	FGA	PCT.	3FGM	3FGA	PCT.	FTM	FTA	PCT.	REB	AST	ST	TO	BS	PTS	AVG.
2004-05	81	14	1491	269	671	.401	80	194	.412	70	85	.824	164	61	40	46	6	688	8.5

BREVIN KNIGHT	NO. 22	POS GUARD	HGT 5'10"	WGT 170	DOB 11-8-75	FROM STANFORD
---------------	-----------	--------------	--------------	------------	----------------	------------------

Acquired: Signed as a free agent on August 31, 2004

Departed: Waived on June 29, 2007

YEAR	GP	GS	Min.	FGM	FGA	PCT.	3FGM	3FGA	PCT.	FTM	FTA	PCT.	REB	AST	ST	TO	BS	PTS	AVG.
2004-05	66	61	1944	248	587	.422	3	20	.150	167	196	.852	170	591	131	147	5	666	10.1
2005-06	69	67	2351	308	772	.399	3	13	.231	252	314	.803	223	610	157	164	4	871	12.6
2006-07	45	25	1273	152	363	.419	1	18	.056	103	128	.805	115	296	67	95	3	408	9.1
Totals	180	153	5568	708	1722	.411	7	51	.137	522	638	.818	508	1497	355	406	12	1945	10.8

FRONT OFFICE

BASKETBALL OPS

PLAYERS

2009-10 REVIEW

RECORDS

PLAYOFFS

HISTORY

NBA

MISC.



ALL-TIME ROSTER

ACIE LAW	NO. 2	POS GUARD	HGT 6'3"	WGT 202	DOB 1-25-85	FROM TEXAS A&M
----------	----------	--------------	-------------	------------	----------------	-------------------

Acquired: From Golden State with Stephen Jackson on November 16, 2009, for Raja Bell and Vladimir Radmanovic
 Departed: Traded to Chicago with Ronald "Flip" Murray and a future first-round draft pick for Tyrus Thomas on February 18, 2010

YEAR	GP	GS	Min.	FGM	FGA	PCT.	3FGM	3FGA	PCT.	FTM	FTA	PCT.	REB	AST	ST	TO	BS	PTS	AVG.
2009-10	9	0	33	5	16	.313	0	1	.000	6	7	.857	1	3	1	3	1	16	1.8

CARTIER MARTIN	NO. 1	POS FORWARD	HGT 6'7"	WGT 220	DOB 11-20-84	FROM KANSAS STATE
----------------	----------	----------------	-------------	------------	-----------------	----------------------

Acquired: Signed as a free agent on January 29, 2009
 Departed: Became an unrestricted free agent after the 2008-09 season

YEAR	GP	GS	Min.	FGM	FGA	PCT.	3FGM	3FGA	PCT.	FTM	FTA	PCT.	REB	AST	ST	TO	BS	PTS	AVG.
2008-09	33	1	266	28	77	.364	10	33	.303	20	25	.800	33	13	8	9	4	86	2.6

SEAN MAY	NO. 42	POS FORWARD	HGT 6'9"	WGT 266	DOB 4-4-84	FROM NORTH CAROLINA
----------	-----------	----------------	-------------	------------	---------------	------------------------

Acquired: Drafted by Charlotte with the 13th overall pick in the 2005 NBA Draft
 Departed: Became an unrestricted free agent after the 2008-09 season

YEAR	GP	GS	Min.	FGM	FGA	PCT.	3FGM	3FGA	PCT.	FTM	FTA	PCT.	REB	AST	ST	TO	BS	PTS	AVG.	
2005-06	23	1	398	70	171	.409	0	5	.000	49	64	.766	109	22	17	33	12	189	8.2	
2006-07	35	8	838	164	328	.500	2	3	.667	86	112	.768	233	66	19	56	24	416	11.9	
2007-08	Missed season after undergoing microfracture surgery on his right knee																			
2008-09	24	12	301	39	98	.398	1	1	1.000	14	20	.700	69	10	5	26	4	93	3.9	
Totals	82	21	1537	273	597	.457	3	9	.333	149	196	.760	411	98	41	115	40	698	8.5	

JEFF MCINNIS	NO. 0	POS GUARD	HGT 6'4"	WGT 190	DOB 10-22-74	FROM NORTH CAROLINA
--------------	----------	--------------	-------------	------------	-----------------	------------------------

Acquired: From New Jersey on January 4, 2007, for Bernard Robinson
 Departed: Waived on February 29, 2008

YEAR	GP	GS	Min.	FGM	FGA	PCT.	3FGM	3FGA	PCT.	FTM	FTA	PCT.	REB	AST	ST	TO	BS	PTS	AVG.
2006-07	38	3	702	71	181	.392	1	8	.125	22	32	.688	62	124	14	42	0	165	4.3
2007-08	54	26	1410	108	249	.434	3	19	.158	23	30	.767	96	220	23	76	3	242	4.5
Totals	92	27	2112	179	430	.416	4	27	.148	45	62	.726	158	344	37	118	3	407	4.4

NAZR MOHAMMED	NO. 6	POS CENTER	HGT 6'10"	WGT 250	DOB 9-5-77	FROM KENTUCKY
---------------	----------	---------------	--------------	------------	---------------	------------------

Acquired: From Detroit on December 14, 2007, for Primoz Brezec and Walter Herrmann

YEAR	GP	GS	Min.	FGM	FGA	PCT.	3FGM	3FGA	PCT.	FTM	FTA	PCT.	REB	AST	ST	TO	BS	PTS	AVG.
2007-08	61	29	1422	244	469	.520	0	0	----	82	133	.617	421	66	38	90	52	570	9.3
2008-09	39	1	341	41	101	.406	0	0	----	22	40	.550	79	8	5	23	16	104	2.7
2009-10	58	29	984	189	342	.553	0	0	----	81	125	.648	304	28	15	53	43	459	7.9
Totals	158	59	2747	474	912	.520	0	0	----	185	298	.621	804	102	58	166	111	1133	7.2

ADAM MORRISON	NO. 35	POS GUARD / FORWARD	HGT 6'8"	WGT 205	DOB 7-19-84	FROM GONZAGA
---------------	-----------	------------------------	-------------	------------	----------------	-----------------

Acquired: Drafted by Charlotte with the third overall pick in the 2006 NBA Draft
 Departed: Traded to L.A. Lakers with Shannon Brown for Vladimir Radmanovic on February 7, 2009

YEAR	GP	GS	Min.	FGM	FGA	PCT.	3FGM	3FGA	PCT.	FTM	FTA	PCT.	REB	AST	ST	TO	BS	PTS	AVG.	
2006-07	78	23	2326	355	944	.376	87	258	.337	120	169	.710	230	163	28	130	6	917	11.8	
2007-08	Missed season after surgery to repair a torn ACL in his left knee																			
2008-09	44	5	667	76	211	.360	31	92	.337	16	21	.762	72	38	9	29	4	199	4.5	
Totals	122	28	2993	431	1155	.373	118	350	.337	136	190	.716	302	201	37	159	10	1116	9.2	

RONALD "FLIP" MURRAY	NO. 22	POS GUARD	HGT 6'3"	WGT 200	DOB 7-29-79	FROM SHAW
----------------------	-----------	--------------	-------------	------------	----------------	--------------

Acquired: Signed as a free agent on September 25, 2009
 Departed: Traded to Chicago with Acie Law and a future first-round draft pick for Tyrus Thomas on February 18, 2010

YEAR	GP	GS	Min.	FGM	FGA	PCT.	3FGM	3FGA	PCT.	FTM	FTA	PCT.	REB	AST	ST	TO	BS	PTS	AVG.
2009-10	46	1	993	160	411	.389	4	131	.313	93	131	.710	98	84	28	65	12	454	9.9

FRONT OFFICE

BASKETBALL OPS

PLAYERS

2009-10 REVIEW

RECORDS

PLAYOFFS

HISTORY

NBA

MISC.



HISTORY

ALL-TIME ROSTER

EMEKA OKAFOR	NO. 50	POS FORWARD / CENTER	HGT 6'10"	WGT 255	DOB 9-28-82	FROM CONNECTICUT
--------------	-----------	-------------------------	--------------	------------	----------------	---------------------

Acquired: Drafted by Charlotte with the second overall pick in the 2004 NBA Draft

Departed: Traded to New Orleans for Tyson Chandler on July 28, 2009

YEAR	GP	GS	Min.	FGM	FGA	PCT.	3FGM	3FGA	PCT.	FTM	FTA	PCT.	REB	AST	ST	TO	BS	PTS	AVG.
2004-05	73	73	2600	448	1003	.447	0	1	.000	209	343	.609	795	64	62	125	125	1105	15.1
2005-06	26	25	874	131	316	.415	0	0	----	82	125	.656	261	31	22	53	50	344	13.2
2006-07	67	65	2329	394	740	.532	0	0	----	175	295	.593	757	80	57	111	172	963	14.4
2007-08	82	82	2718	460	860	.535	0	0	----	213	374	.570	876	70	62	164	138	1133	13.8
2008-09	82	81	2691	433	772	.561	0	0	----	219	369	.593	827	53	48	144	136	1085	13.2
Totals	330	326	11212	1866	3691	.506	0	1	.000	898	1506	.596	3516	298	251	597	621	4630	14.0

VLADIMIR RADMANOVIC	NO. 10	POS FORWARD	HGT 6'10"	WGT 235	DOB 10-10-80	FROM SERBIA
---------------------	-----------	----------------	--------------	------------	-----------------	----------------

Acquired: From L.A. Lakers on February 7, 2009, for Shannon Brown and Adam Morrison

Departed: Traded to Golden State with Raja Bell in exchange for Stephen Jackson and Acie Law on November 16, 2009

YEAR	GP	GS	Min.	FGM	FGA	PCT.	3FGM	3FGA	PCT.	FTM	FTA	PCT.	REB	AST	ST	TO	BS	PTS	AVG.
2008-09	32	3	674	101	252	.401	45	126	.357	20	31	.645	105	43	18	51	8	267	8.3
2009-10	8	0	133	14	42	.333	7	22	.318	4	6	.667	29	7	3	5	1	39	4.9
Totals	40	3	807	115	294	.391	52	148	.351	24	37	.649	134	50	21	56	9	306	7.7

THEO RATLIFF	NO. 42	POS CENTER	HGT 6'10"	WGT 235	DOB 4-17-73	FROM WYOMING
--------------	-----------	---------------	--------------	------------	----------------	-----------------

Acquired: From San Antonio on February 18, 2010, for a protected second-round draft pick in 2016

Departed: Became an unrestricted free agent after the 2009-10 season

YEAR	GP	GS	Min.	FGM	FGA	PCT.	3FGM	3FGA	PCT.	FTM	FTA	PCT.	REB	AST	ST	TO	BS	PTS	AVG.
2009-10	28	26	624	54	116	.466	0	0	----	36	46	.783	117	16	9	25	43	144	5.1

JASON RICHARDSON	NO. 23	POS GUARD	HGT 6'6"	WGT 225	DOB 1-20-81	FROM MICHIGAN STATE
------------------	-----------	--------------	-------------	------------	----------------	------------------------

Acquired: From Golden State with the draft rights to Jermareo Davidson (38th overall pick) on June 28, 2007, in exchange for draft rights to Brandon Wright (eighth overall pick)

Departed: Traded to Phoenix with Jared Dudley for Raja Bell, Boris Diaw and Sean Singletary on December 10, 2009

YEAR	GP	GS	Min.	FGM	FGA	PCT.	3FGM	3FGA	PCT.	FTM	FTA	PCT.	REB	AST	ST	TO	BS	PTS	AVG.
2007-08	82	82	3149	648	1468	.441	243	599	.406	249	331	.752	441	258	116	166	57	1788	21.8
2008-09	14	14	491	97	220	.441	27	59	.458	41	55	.745	58	36	14	24	3	262	18.7
Totals	96	96	3640	745	1688	.441	270	658	.410	290	386	.751	499	294	130	190	60	2050	21.4

BERNARD ROBINSON	NO. 21	POS GUARD / FORWARD	HGT 6'6"	WGT 210	DOB 12-26-80	FROM MICHIGAN
------------------	-----------	------------------------	-------------	------------	-----------------	------------------

Acquired: Drafted by Charlotte with the 45th overall pick in the 2004 NBA Draft

Departed: Traded to New Jersey on January 4, 2007, for Jeff McInnis

YEAR	GP	GS	Min.	FGM	FGA	PCT.	3FGM	3FGA	PCT.	FTM	FTA	PCT.	REB	AST	ST	TO	BS	PTS	AVG.
2004-05	31	1	328	36	81	.444	3	8	.375	18	26	.692	48	30	11	4	20	93	3.0
2005-06	66	18	1303	157	365	.430	2	21	.095	106	134	.791	219	77	81	74	10	422	6.4
2006-07	21	0	241	16	54	.296	0	2	.000	19	22	.864	42	17	13	16	1	51	2.4
Totals	118	19	1872	209	500	.418	5	31	.161	143	182	.785	309	124	105	94	31	566	4.7

KAREEM RUSH	NO. 4	POS GUARD	HGT 6'6"	WGT 215	DOB 10-30-80	FROM MISSOURI
-------------	----------	--------------	-------------	------------	-----------------	------------------

Acquired: From L.A. Lakers on December 3, 2004, for two second round draft picks

Departed: Waived on April 1, 2006

YEAR	GP	GS	Min.	FGM	FGA	PCT.	3FGM	3FGA	PCT.	FTM	FTA	PCT.	REB	AST	ST	TO	BS	PTS	AVG.
2004-05	34	22	877	153	386	.396	49	127	.386	35	46	.761	79	65	18	44	6	390	11.5
2005-06	47	25	1111	181	469	.386	57	164	.348	55	77	.714	103	50	38	65	13	474	10.1
Totals	81	47	1988	334	855	.390	106	291	.364	90	123	.731	182	115	56	109	19	864	10.6

FRONT OFFICE

BASKETBALL OPS

PLAYERS

2009-10 REVIEW

RECORDS

PLAYOFFS

HISTORY

NBA

MISC.



ALL-TIME ROSTER

JAMAL SAMPSON	NO. 31	POS FORWARD / CENTER	HGT 6'11"	WGT 258	DOB 5-15-83	FROM CALIFORNIA
---------------	-----------	-------------------------	--------------	------------	----------------	--------------------

Acquired: Chosen in Charlotte Expansion Selection on June 22, 2004

Departed: Waived on February 8, 2005

YEAR	GP	GS	Min.	FGM	FGA	PCT.	3FGM	3FGA	PCT.	FTM	FTA	PCT.	REB	AST	ST	TO	BS	PTS	AVG.
2004-05	23	0	329	28	62	.452	0	0	----	23	39	.590	122	8	4	17	17	79	3.4

SEAN SINGLETARY	NO. 44	POS GUARD	HGT 6'0"	WGT 185	DOB 9-6-85	FROM VIRGINIA
-----------------	-----------	--------------	-------------	------------	---------------	------------------

Acquired: From Phoenix with Raja Bell and Boris Diaw on December 10, 2008, for Jared Dudley and Jason Richardson

Departed: Became an unrestricted free agent after the 2008-09 season

YEAR	GP	GS	Min.	FGM	FGA	PCT.	3FGM	3FGA	PCT.	FTM	FTA	PCT.	REB	AST	ST	TO	BS	PTS	AVG.
2008-09	24	1	181	19	48	.396	6	15	.400	12	15	.800	19	17	5	18	0	56	2.3

STEVE SMITH	NO. 8	POS GUARD	HGT 6'8"	WGT 220	DOB 3-31-69	FROM MICHIGAN STATE
-------------	----------	--------------	-------------	------------	----------------	------------------------

Acquired: Signed as a free agent on September 16, 2004

Departed: Traded to Miami for Malik Allen and cash considerations on February 24, 2005

YEAR	GP	GS	Min.	FGM	FGA	PCT.	3FGM	3FGA	PCT.	FTM	FTA	PCT.	REB	AST	ST	TO	BS	PTS	AVG.
2004-05	37	1	636	93	218	.427	38	90	.422	67	77	.870	49	57	12	24	7	291	7.9

THERON SMITH	NO. 0	POS FORWARD	HGT 6'8"	WGT 230	DOB 10-3-80	FROM BALL STATE
--------------	----------	----------------	-------------	------------	----------------	--------------------

Acquired: Chosen in Charlotte Expansion Selection on June 22, 2004

Departed: Became an unrestricted free agent after the 2004-05 season

YEAR	GP	GS	Min.	FGM	FGA	PCT.	3FGM	3FGA	PCT.	FTM	FTA	PCT.	REB	AST	ST	TO	BS	PTS	AVG.
2004-05	33	5	510	44	136	.324	3	12	.250	14	16	.875	116	28	6	4	27	105	3.2

TAMAR SLAY	NO. 32	POS GUARD	HGT 6'8"	WGT 215	DOB 4-2-80	FROM MARSHALL
------------	-----------	--------------	-------------	------------	---------------	------------------

Acquired: Chosen in Charlotte Expansion Selection on June 22, 2004

Departed: Became an unrestricted free agent after the 2004-05 season

YEAR	GP	GS	Min.	FGM	FGA	PCT.	3FGM	3FGA	PCT.	FTM	FTA	PCT.	REB	AST	ST	TO	BS	PTS	AVG.
2004-05	8	0	78	13	39	.333	2	12	.167	0	2	.000	14	3	5	8	0	28	3.5

TYRUS THOMAS	NO. 12	POS FORWARD	HGT 6'10"	WGT 225	DOB 8-17-86	FROM LOUISIANA STATE
--------------	-----------	----------------	--------------	------------	----------------	-------------------------

Acquired: From Chicago on February 18, 2010, for Acie Law, Ronald "Flip" Murray and a future first-round draft pick

YEAR	GP	GS	Min.	FGM	FGA	PCT.	3FGM	3FGA	PCT.	FTM	FTA	PCT.	REB	AST	ST	TO	BS	PTS	AVG.
2009-10	25	0	542	95	215	.442	0	2	.000	62	85	.729	152	23	23	40	37	252	10.1

JAKE VOSKUHL	NO. 43	POS CENTER	HGT 6'11"	WGT 255	DOB 11-1-77	FROM CONNECTICUT
--------------	-----------	---------------	--------------	------------	----------------	---------------------

Acquired: From Phoenix on August 2, 2005, for a conditional 2007 second round draft pick

Departed: Became an unrestricted free agent on June 29, 2007

YEAR	GP	GS	Min.	FGM	FGA	PCT.	3FGM	3FGA	PCT.	FTM	FTA	PCT.	REB	AST	ST	TO	BS	PTS	AVG.
2005-06	51	2	818	114	261	.437	1	3	.333	41	60	.683	183	39	26	33	23	270	5.3
2006-07	73	9	1043	121	255	.475	0	0	----	77	113	.681	256	44	30	56	24	319	4.4
Totals	124	11	1861	235	516	.455	1	3	.333	118	174	.678	439	83	56	89	47	589	4.7

FRONT OFFICE

BASKETBALL OPS

PLAYERS

2009-10 REVIEW

RECORDS

PLAYOFFS

HISTORY

NBA

MISC.



HISTORY

ALL-TIME ROSTER

GERALD WALLACE	NO. 3	POS FORWARD	HGT 6'7"	WGT 220	DOB 7-23-82	FROM ALABAMA
----------------	----------	----------------	-------------	------------	----------------	-----------------

Acquired: Chosen in Charlotte Expansion Selection on June 22, 2004

YEAR	GP	GS	Min.	FGM	FGA	PCT.	3FGM	3FGA	PCT.	FTM	FTA	PCT.	REB	AST	ST	TO	BS	PTS	AVG.
2004-05	70	68	2147	286	637	.449	17	62	.274	191	289	.661	386	137	117	159	91	780	11.1
2005-06	55	52	1895	317	589	.538	14	50	.280	188	306	.614	412	96	138	99	115	836	15.2
2006-07	72	71	2640	478	952	.502	39	120	.325	309	447	.691	518	185	144	160	69	1304	18.1
2007-08	62	59	2376	408	908	.449	71	221	.321	313	428	.731	373	216	131	180	58	1200	19.4
2008-09	71	71	2669	389	811	.480	39	131	.298	365	454	.804	553	189	121	148	67	1182	16.6
2009-10	76	76	3119	456	943	.484	52	140	.371	422	544	.776	762	161	117	178	83	1386	18.2
Totals	406	397	14846	2334	4840	.482	232	724	.320	1788	2468	.724	3004	984	768	924	483	6688	16.5

JAHIDI WHITE	NO. 55	POS CENTER	HGT 6'9"	WGT 290	DOB 2-19-76	FROM GEORGETOWN
--------------	-----------	---------------	-------------	------------	----------------	--------------------

Acquired: Chosen in Charlotte Expansion Selection on June 22, 2004

Departed: Waived on February 28, 2005

YEAR	GP	GS	Min.	FGM	FGA	PCT.	3FGM	3FGA	PCT.	FTM	FTA	PCT.	REB	AST	ST	TO	BS	PTS	AVG.
2004-05	17	0	135	14	31	.452	0	0	----	14	40	.350	34	1	2	11	12	42	2.5

ERIC WILLIAMS	NO. 88	POS FORWARD	HGT 6'8"	WGT 220	DOB 7-17-72	FROM PROVIDENCE
---------------	-----------	----------------	-------------	------------	----------------	--------------------

Acquired: From San Antonio on February 13, 2007, for Melvin Ely

Departed: Waived on March 16, 2007

YEAR	GP	GS	Min.	FGM	FGA	PCT.	3FGM	3FGA	PCT.	FTM	FTA	PCT.	REB	AST	ST	TO	BS	PTS	AVG.
2006-07	5	0	33	4	13	.308	0	2	.000	4	7	.571	3	1	1	2	0	12	2.4

ALL-TIME ROSTER BY COLLEGE Note: Players are listed based on appearing in at least one regular or postseason game

ALABAMA	EASTERN MICHIGAN	INTERNATIONAL	MICHIGAN	ST. JOSEPH'S	VILLANOVA
Jermareo Davidson Gerald Wallace	Earl Boykins	Alexis Ajinca (France)	Juwan Howard Bernard Robinson	Dwayne Jones	Malik Allen
ARIZONA STATE	FLORIDA INTERNATIONAL	Primo Brezec (Slovenia)	MICHIGAN STATE	ST. LOUIS	VIRGINIA
Eddie House	Raja Bell	Boris Diaw (France)	Alan Anderson Shannon Brown Jason Richardson Steve Smith	Larry Hughes	Cory Alexander Sean Singletary
ARKANSAS	FRESNO STATE	Walter Herrmann (Argentina)		SHAW	WYOMING
Dontell Jefferson	Melvin Ely	Vladimir Radmanovic (Serbia)	MINNESOTA	Ronald "Flip" Murray	Theo Ratliff
BALL STATE	GEORGETOWN		Kevin Burleson	STANFORD	XAVIER
Theron Smith	Othella Harrington Jahidi White	KANSAS STATE	Kareem Rush	Brevin Knight	Derrick Brown
BOSTON COLLEGE	GEORGIA	Cartier Martin	MISSOURI	SYRACUSE	
Jared Dudley	Jumaine Jones	Derek Anderson Keith Bogans Nazr Mohammed	Raymond Felton Sean May Jeff McInnis	Jason Hart	
CALIFORNIA	GONZAGA	KENTUCKY	NORTH CAROLINA	TEXAS	
Jamal Sampson	Adam Morrison			D.J. Augustin	
CONNECTICUT	HIGH SCHOOL	LOUISIANA STATE	NOTRE DAME	TEXAS A&M	
Emeka Okafor Jake Voskuhl	Tyson Chandler (Dominguez HS)	Tyrus Thomas	Matt Carroll	Acie Law	
DEPAUL	MARSHALL	MARYLAND	OKLAHOMA STATE	TULANE	
Andre Brown	DeSagana Diop (Oak Hill Academy)	Tamar Slay	Stephen Graham	Linton Johnson III	
DUKE	MARYLAND	PROVIDENCE		UCLA	
Gerald Henderson	Lonny Baxter	Eric Williams		Ryan Hollins Jason Kapono	

FRONT OFFICE

BASKETBALL OPS

PLAYERS

2009-10 REVIEW

RECORDS

PLAYOFFS

HISTORY

NBA

MISC.



KEY DATES IN BOBCATS HISTORY

2002		FRONT OFFICE
December 18, 2002	The NBA Expansion Committee unanimously recommends that the NBA Board of Governors approve an expansion franchise for the city of Charlotte, to be owned and operated by Robert L. Johnson.	
2003		BASKETBALL OPS
January 7, 2003	Ed Tapscott is hired as the organization's Executive Vice President and Chief Operating Officer. Tapscott oversees the business and basketball operations for both the Charlotte NBA franchise and the WNBA's Charlotte Sting.	
January 10, 2003	The NBA Board of Governors unanimously approves the granting of an expansion team to Charlotte to be owned by Robert L. Johnson. Johnson also immediately takes over ownership of the WNBA's Charlotte Sting.	
January 13, 2003	Robert L. Johnson endorses agreements negotiated between the NBA and the city of Charlotte for the development and operation of the city's new basketball arena.	
May 5, 2003	Sports Illustrated names Robert L. Johnson #1 on its list of 101 Most Influential Minorities in Sports. On the same list, Executive Vice President and Chief Operating Officer Ed Tapscott ranked #56.	PLAYERS
May 6, 2003	The Charlotte NBA expansion franchise narrows the choice for the team's nickname to three finalists. The Bobcats, Dragons and Flight are chosen out of approximately 1,250 suggestions submitted to the team and the Charlotte Regional Sports Commission.	
May 15, 2003	Robert L. Johnson donates \$1 million to benefit the West Boulevard YMCA. The donation will be used for a new YMCA on the corner of Donald Ross Road and West Boulevard to aid citizens of West Corridor.	
June 11, 2003	At a street festival at Trade and Tryon Streets that attracts an overflow crowd of 7,000 fans, the Charlotte NBA expansion franchise unveils Bobcats as the team nickname, while also revealing the new logo and color scheme that includes orange as the primary color. Robert L. Johnson is joined by Charlotte Mayor Pat McCrory and NBA Commissioner David Stern.	2009-10 REVIEW
June 19, 2003	Charlotte resident Cary Mitchell, a nationally-recognized custom clothing designer, will serve as a consultant on the design of the Bobcats' uniform. Mitchell, who is active in the Charlotte community, will donate his fee to area charities.	
July 29, 2003	Official groundblasting for the new Charlotte Bobcats Arena takes place on the arena site with 5,000 spectators in attendance. Robert L. Johnson, Mayor Pat McCrory, members of the Charlotte City Council, the Charlotte Coliseum Authority and the entire Charlotte Sting team join with an array of family, show characters and other live event industry performers for the ceremony and festival. The Bobcats will operate the new facility.	RECORDS
August 1, 2003	The Bobcats initiate a program that provides former Hornets season ticket holders with first priority to purchase Bobcats season tickets before the general public. Those who had season tickets in 2001-02 can reclaim their exact seat locations for the Bobcats' inaugural 2004-05 season in the Charlotte Coliseum.	
August 27, 2003	The Bobcats announce that all season ticket holders who purchase Bobcats season tickets for the first five seasons will obtain a FREE Seat License for each seat subscribed.	PLAYOFFS
September 15, 2003	An influential group of local Charlotte investors joins majority owner Robert L. Johnson as minority partners in Bobcats Basketball Holdings, LLC, the ownership group of the Charlotte Bobcats and the Charlotte Sting. Investor principles include: Bank of America Corporation; Wachovia Corporation; Skipper Beck, M. L. Carr; Howard Levine; Hugh McColl, Jr.; Felix Sabates; Nelson Schwab III; Anderson Warlick; Ed Weisiger, Jr.; and Professional Sports Investment Group led by managing partners Rev. Claude Alexander and Dr. Spurgeon Webber III.	
October 16, 2003	Bernie Bickerstaff is hired in a dual role as the Bobcats' General Manager and Head Coach. In conjunction with that announcement, the team introduces the basketball operations staff: Karl Hicks, Assistant General Manager; Gary Brokaw, Director of Player Personnel; Tim Shea, Director of International Scouting; Kenny Williamson, Director of Scouting; and Frank Ross, scout.	HISTORY
November 1, 2003	Season tickets for the 2004-05 season go on sale to the general public at the Charlotte Coliseum. At the event, the Bobcats also unveil their new team mascot – an orange bobcat with sunglasses, a black button-down jersey, denim shorts and blue high-top basketball sneakers.	
November 17, 2003	The NBA announces the divisional alignment for competition when the Bobcats join for the 2004-05 season. Charlotte will be in the Southeast Division with Atlanta, Miami, Orlando and Washington. With 30 teams, the NBA will consist of six, five-team divisions that will be divided into two, 15-team conferences.	NBA
December 13, 2003	Rufus is selected as the name for the team's new mascot in an announcement at Belk in SouthPark Mall. Rufus was overwhelmingly the fan favorite in online voting on BobcatsBasketball.com.	
2004		MISC.
January 29, 2004	The Expansion Selection date is announced by the NBA. The Bobcats will select players on June 22, 2004 and will receive unprotected lists from the 29 existing NBA teams on June 11, 2004.	
February 19, 2004	The Bobcats form a new philanthropic initiative by creating the Bobcats Charitable Foundation. The mission will be to enrich the quality of life for those in need – with a focus on children and youth – and build bridges between communities. The Foundation will support organizations serving children and youth with an emphasis on fitness and wellness, literacy and exposure to the arts.	



KEY DATES IN BOBCATS HISTORY

FRONT OFFICE	March 16, 2004	The Bobcats select Presbyterian Hospital as the team's official healthcare provider and name Dr. Glenn Perry as team physician.
	April 2, 2004	Gary Kloppenburg and John Outlaw are named assistant coaches, Drew Perry as video coordinator and Mark Coffelt is added as assistant athletic trainer/equipment manager.
BASKETBALL OPS	April 20, 2004	The Bobcats select WJZY-UPN46 as their over-the-air television broadcast outlet, with the station carrying up to 15 games per season.
	April 29, 2004	The Astri Group joins the ownership group of Bobcats Basketball Holdings, LLC. The Astri Group, a private equity investment firm that specializes in the health care industry, is owned by prominent Miami businessmen Carlos and Jorge de Cespedes.
	May 3, 2004	The Charlotte Bobcats officially become the 30th member of the National Basketball Association (NBA).
	May 17, 2004	Ed Tapscott is promoted to President of Bobcats Basketball Holdings, LLC, after serving as Executive Vice President since the team's inception.
PLAYERS	May 26, 2004	Sam Mitchell joins the Bobcats coaching staff as the team's lead assistant coach. The former 13-year NBA player was an assistant coach with the Milwaukee Bucks.
	May 26, 2004	Bernie Bickerstaff attends the NBA Draft Lottery in Secaucus, New Jersey. The Bobcats receive the fourth overall pick in the first round of the June 24 NBA Draft.
	June 8, 2004	The Bobcats select WNMX-MIX 106.1 FM as the official flagship radio station for the team's game broadcasts.
	June 9, 2004	John-Blair Bickerstaff is named assistant coach and Joe Sharpe is named head athletic trainer.
2009-10 REVIEW	June 21, 2004	The Bobcats acquire the second overall pick in the 2004 NBA Draft from the Los Angeles Clippers and agree to select forward Predrag Drobnjak in the Expansion Selection on June 22, in exchange for the fourth overall pick and 33rd overall selection in the 2004 NBA Draft.
	June 22, 2004	The Bobcats pick 19 players in the Charlotte Expansion Selection, including 10 players under contract and nine restricted free agents. By the rules of the Expansion Agreement, the restricted free agents become unrestricted free agents on July 1. Those players under contract selected by the Bobcats include Primož Brezec (Indiana), Brandon Hunter (Boston), Jason Kapono (Cleveland), Zaza Pachulia (Orlando), Aleksandar Pavlovic (Utah), Jamal Sampson (L.A. Lakers), Theron Smith (Memphis), Gerald Wallace (Sacramento) and Jahidi White (Phoenix). The team also adds restricted free agents Lonny Baxter (Washington), J.R. Bremer (Golden State), Maurice Carter (New Orleans), Desmond Ferguson (Portland), Marcus Fizer (Chicago), Richie Frahm (Seattle), Tamar Slay (New Jersey), Jeff Trepagnier (Denver) and Loren Woods (Miami).
RECORDS	June 23, 2004	The Bobcats acquire the 45th overall pick in the 2004 NBA Draft from Milwaukee in exchange for Zaza Pachulia, and acquire a future first-round pick from Cleveland in exchange for Aleksandar Pavlovic.
	June 24, 2004	Emeka Okafor becomes the Bobcats' historical first rookie draft pick. The 2004 Co-College Basketball Player of the Year from the University of Connecticut is the second overall selection in the 2004 NBA Draft. In the second round, the team selects University of Michigan forward Bernard Robinson with the 45th overall selection.
PLAYOFFS	June 26-27, 2004	The Bobcats invite 44 players to participate in a two-day tryout session for a chance to advance to the team's free agent minicamp. Guards Pierre Wooten (Winthrop University) and Patrick Jackson (Ball State), forward Anthony Greenup (Shaw University) and center Moustapha Diouf (Queens College) are selected.
	June 29, 2004	The Bobcats open their first-ever rookie/free agent minicamp in preparation for the Minnesota Summer League.
	June 29, 2004	Gary Brokaw is named assistant coach after the position is vacated by Sam Mitchell, who is named head coach of the Toronto Raptors. Brokaw joined the Bobcats on October 16, 2003, as Director of Player Personnel.
HISTORY	July 6-10, 2004	The Bobcats' rookie/free agent team participates in the Minnesota Summer League against entries from Toronto, Minnesota, Milwaukee, Philadelphia and Detroit. The Bobcats go undefeated, posting a 5-0 record.
	July 8, 2004	Bobcats forward Emeka Okafor is officially added to the USA Men's National Team that will compete during the Olympics in Athens, Greece.
	July 9, 2004	The Bobcats name Jeff Capel as an assistant coach, joining Gary Brokaw, John-Blair Bickerstaff, Gary Kloppenburg and John Outlaw on the coaching staff.
NBA	July 14, 2004	The Bobcats sign free-agent guard Jason Hart and forward Tamar Slay. Charlotte also acquires forward Melvin Ely and guard Eddie House in a trade with the Los Angeles Clippers. In return, the Clippers receive the Bobcats second round draft picks in the 2005 and 2006 NBA Drafts.
	July 16-23, 2004	The Bobcats' rookie/free agent team participates in the Rocky Mountain Revue against entries from Atlanta, San Antonio, Seattle, Indiana, Dallas, Chicago and Utah. The team posts a 5-2 mark, with Bobcats forward Jason Kapono being selected as the Revue's Most Valuable Player. The Bobcats close out their summer league play with an overall 10-2 record.
MISC.	July 19, 2004	Nelly, a three-time Grammy Award winner and internationally-acclaimed entertainer, joins the ownership group of Bobcats Basketball Holdings, LLC.
	July 22, 2004	The Charlotte Bobcats and Charlotte Sting announce a partnership with the YMCA of Greater Charlotte in an effort to provide each organization with an opportunity to actively market, promote and intermingle with each other's respected publics through community-oriented activities and programs.



KEY DATES IN BOBCATS HISTORY

July 26, 2004	The Bobcats sign Emeka Okafor, the team's historical first-ever draft pick (second overall) in the 2004 NBA Draft.
July 28, 2004	The Bobcats sign Bernard Robinson, the team's second round selection (45th overall) in the 2004 NBA Draft.
August 2, 2004	The Bobcats' inaugural 2004-05 season schedule is announced, with the first-ever game at home on Thursday, November 4, against Southeast Division rival Washington at Charlotte Coliseum.
August 4, 2004	The Bobcats' inaugural 2004-05 preseason schedule is announced. The team will play eight exhibition games, beginning on October 14 against Washington.
August 16, 2004	The Bobcats acquire a second-round pick in the 2005 NBA Draft from Atlanta in exchange for forward/center Predrag Drobnjak.
August 21, 2004	The team's first-ever uniforms are unveiled, revealing white home uniforms and orange away uniforms, making the Bobcats the only NBA team to have orange as its primary road uniform color. The team colors are also displayed in a mesh panel down the side of the uniform jersey and shorts.
August 31, 2004	The Bobcats sign free-agent guard Brevin Knight.
September 16, 2004	The Bobcats sign free-agent guard Steve Smith.
September 21, 2004	The Bobcats exercise the contract option on Melvin Ely.
September 22, 2004	The Bobcats join with Charlotte-Mecklenburg Schools (CMS) in an extensive partnership that includes customized programs for four selected CMS schools involving rewards programs, book donations, appearances and motivational speakers.
September 26, 2004	The Bobcats Youth Basketball Network tips off.
September 30, 2004	The Bobcats sign center Primoz Brezec to a multi-year contract extension.
October 4, 2004	The Bobcats officially open 2004-05 training camp.
October 26, 2004	The Bobcats host the Cool School Field Trip event at the Charlotte Coliseum, in conjunction with its preseason game with Miami. More than 15,000 students and teachers representing 31 regional cities and 14 counties participated in the event.
November 1, 2004	The Bobcats acquire guard Keith Bogans from Orlando in exchange for forward Brandon Hunter.
November 4, 2004	The Bobcats open their inaugural season against Washington at Charlotte Coliseum. The Bobcats fall 103-96 before a sellout crowd of 23,319. Bobcats center Primoz Brezec scores the first basket in franchise history.
November 6, 2004	Charlotte defeats Orlando 111-100 at the Charlotte Coliseum to record the first-ever win in franchise history. Primoz Brezec leads the way with 20 points and 10 rebounds.
November 23, 2004	The Bobcats' 91-89 win over Detroit marks the first time an expansion team defeated the defending NBA Champions since the 1970-71 season when the Buffalo Braves and Portland Trail Blazers defeated the New York Knicks.
December 2, 2004	For the first time in franchise history, a Bobcats player was honored for his accomplishments on the court, as Emeka Okafor is named the NBA's got milk? Rookie of the Month for his outstanding play in November 2004.
December 4, 2004	The Bobcats waive guard Eddie House.
December 6, 2004	The Bobcats acquire guard Kareem Rush in a trade with the Los Angeles Lakers. The Bobcats send two second round draft picks to the Lakers – one of those is the pick Charlotte received from Atlanta on August 16, 2004.
December 22, 2004	The Bobcats record their first-ever road win and complete their first-ever season sweep of an opponent at Houston, defeating the Rockets 101-100 at Toyota Center. Houston native Emeka Okafor has 21 points and 11 rebounds to pace the Bobcats.

2005

January 1, 2005	Emeka Okafor posts the NBA's longest double-double streak by a rookie in 35 years with his 19-game consecutive streak. The streak began on November 21. It is the longest streak for a rookie since 12-time NBA All-Star Elvin Hayes registered 60 straight during the 1968-69 season. The streak ends on January 3 against Cleveland.
January 3, 2005	For the second time in as many months, Emeka Okafor earns the NBA's got milk? Rookie of the Month award for the month of December 2004.
January 27, 2005	Emeka Okafor is selected to play in the got Milk? Rookie Challenge during All-Star Weekend in Denver.
February 23, 2005	The Bobcats sign shooting guard Matt Carroll from the Roanoke Dazzle of the National Basketball Development League (NBDL).
February 24, 2005	The Bobcats gain Cleveland's first-round pick in the 2005 NBA Draft. When Charlotte acquired a first-round pick from Phoenix via Cleveland through the Expansion Selection, the Cavaliers were permitted to keep the pick if it fell within certain draft positions. Cleveland now removes all restrictions on the pick, giving the selection to the Bobcats.
February 24, 2005	The Bobcats acquire forward Malik Allen and cash considerations from Miami in exchange for guard Steve Smith.
February 28, 2005	The Bobcats sign point guard Cory Alexander from the Roanoke Dazzle of the National Basketball Development League (NBDL) and waive center Jahidi White.

FRONT OFFICE

BASKETBALL OPS

PLAYERS

2009-10 REVIEW

RECORDS

PLAYOFFS

HISTORY

NBA

MISC.



KEY DATES IN BOBCATS HISTORY

FRONT OFFICE	March 24, 2005	Charlotte captures the season series against Southeast Division rival Orlando with a 108-94 road win, backed by Emeka Okafor's 23 points, 10 rebounds and four blocks. The Bobcats win three of the four meetings with the Magic.
	April 13, 2005	The Bobcats post their largest margin of victory of the season in a 105-84 win over Atlanta at the Charlotte Coliseum. The win also gives Charlotte a 3-1 series win over the Hawks for the season.
	April 20, 2005	Charlotte closes out its inaugural season with a 97-86 win over defending champion Detroit at the Charlotte Coliseum, giving the Bobcats a 2-1 series win over the Pistons. Emeka Okafor grabs a season-best 19 rebounds and Brevin Knight dishes out 13 assists. The team finishes with an 18-64 record.
BASKETBALL OPS	May 4, 2005	Emeka Okafor is named the 2004-05 got milk? Rookie of the Year by the NBA, garnering 77 of the 126 first-place votes. He is the third player from an expansion franchise to win the top rookie honor.
	May 24, 2005	At the NBA Draft Lottery, the ping-pong balls place the Bobcats fifth in the order for the June 28 NBA Draft. Charlotte also owns the 13th overall pick, which belonged to Cleveland, by virtue of a trade with Phoenix in the Expansion Selection.
	June 23, 2005	The Bobcats partner with Charlotte food consultant John Sergi and industry leading-Levy Restaurants, Compass Group, the Americas Division's sports and entertainment strategic partner, to develop a diverse and customer-focused food and beverage program for the Charlotte Bobcats Arena.
PLAYERS	June 27, 2005	The Bobcats extend qualifying offers to Gerald Wallace, Jason Kapono, Keith Bogans and Matt Carroll and exercise the fourth-year option on Emeka Okafor's contract, keeping the 2005 NBA got milk? Rookie of the Year in Charlotte through at least the 2007-08 season.
	June 28, 2005	Charlotte selects two key members of the NCAA champion North Carolina Tar Heels in the 2005 NBA Draft - guard Raymond Felton with the fifth overall pick and forward Sean May with the 13th selection.
	July 7, 2005	After teaming up to lead North Carolina to the 2005 NCAA Championship, Raymond Felton and Sean May sign with the Bobcats.
2009-10 REVIEW	July 15-22, 2005	The Bobcats take part in the 2005 Reebok Rocky Mountain Revue in Salt Lake City, Utah. Matt Carroll, Raymond Felton and Sean May are all named to the All-Tournament Team. May is named the Most Valuable Player after averaging 16.5 points and 9.2 rebounds. The Bobcats post a 4-2 record at the Revue.
	August 2, 2005	The Bobcats acquire forward/center Jake Voskuhl from Phoenix in exchange for a conditional 2007 second round draft pick.
	August 2, 2005	The Bobcats acquire a future second round pick from Sacramento in exchange for Jason Hart.
RECORDS	August 8, 2005	The Bobcats' 2005-06 season schedule is announced, with the team beginning its second NBA season on Wednesday, November 2, at Chicago and playing its first game in Charlotte Bobcats Arena on Saturday, November 5, against Boston.
	August 9, 2005	The Bobcats sign free agent guard/forward Alan Anderson.
	August 12, 2005	The Bobcats re-sign guard Kareem Rush.
	August 19, 2005	The Bobcats re-sign point guard Brevin Knight.
	August 31, 2005	The Bobcats re-sign guard Matt Carroll and sign free-agent guard Kevin Burleson.
PLAYOFFS	September 20, 2005	The Bobcats announce plans to hold training camp for the 2005-06 season at the University of North Carolina-Wilmington in eastern North Carolina.
	September 27, 2005	The Bobcats re-sign forward Gerald Wallace.
	September 30, 2005	The Bobcats re-sign guard Keith Bogans.
	October 3, 2005	The Bobcats choose not to match the Miami Heat's offer sheet for forward Jason Kapono, allowing Kapono to join the Heat.
HISTORY	October 26, 2005	The Bobcats acquire forward Jumaine Jones from the Los Angeles Lakers in exchange for a future second round pick.
	November 2, 2005	Charlotte opens its second season with a 109-105 overtime loss at Chicago. November 5, 2005 The Bobcats open Charlotte Bobcats Arena with a 107-105 overtime victory against the Boston Celtics. Gerald Wallace scores the first Bobcats basket in the new arena with a steal and fastbreak dunk for the first of his 25 points in the game
	November 28, 2005	Gerald Wallace is the first player in franchise history to be named Eastern Conference Player of the Week. Wallace earns the honor for games played November 21-November 27. Wallace averages 22.3 points, 9.3 rebounds and 2.0 assists while shooting .587 from the field in the Bobcats' three games that week.
NBA	2006	
	February 9, 2006	The Bobcats acquire forward Lonny Baxter from Houston for guard Keith Bogans.
	March 1, 2006	Raymond Felton is named NBA Eastern Conference T-Mobile Rookie of the Month for games played in February.
	March 14, 2006	The Bobcats announce that Emeka Okafor will be held out for the remainder of the 2005-06 season due to a right ankle injury originally suffered on December 19 against Sacramento and then re-injured on January 10 against Houston.
	March 28, 2006	Gerald Wallace posts a new career-high and franchise-record 41 points -- on 17-22 shooting -- in a 125-117 win over Atlanta. Wallace's 18 points scored in the fourth quarter ties a Bobcats franchise record for points in a quarter, and his 27 points in the second half are the most in club history.
MISC.	March 28, 2006	The Bobcats score a franchise-record 125 points in a 125-117 win over Atlanta. The 125 points eclipses the mark of 122 set on November 16 against Indiana.



KEY DATES IN BOBCATS HISTORY

April 1, 2006	The Bobcats release guard Kareem Rush.
April 3, 2006	Raymond Felton is named the NBA Eastern Conference T-Mobile Rookie of the Month for the second consecutive time for games played in March.
April 17, 2006	Charlotte secures its first winning month in franchise history with a 98-91 victory over New York at Madison Square Garden.
April 19, 2006	With their 96-86 win over Philadelphia, the Bobcats net a franchise-best six victories in April and finish the month 6-3. Charlotte also closes the season with a franchise-best four-game winning streak.
April 19, 2006	Gerald Wallace finishes the 2005-06 campaign averaging an NBA best 2.50 steals and 2.09 blocks (ninth in the NBA), joining Hall of Fame centers Hakeem Olajuwon (three times) and David Robinson as the only players to finish a season with over 2.0 steals and 2.0 blocks.
April 20, 2006	Raymond Felton is named NBA Eastern Conference T-Mobile Rookie of the Month for the third consecutive time for games played in April.
April 21, 2006	The Bobcats win a tiebreaker over Atlanta for the third-most chances in the 2006 NBA Draft Lottery.
May 1, 2006	Gerald Wallace finishes fourth in the 2005-06 Most Improved Player Award balloting, including three first-place votes.
May 2, 2006	The Bobcats pick up team options on Matt Carroll and Alan Anderson for 2006-07.
May 4, 2006	Raymond Felton is named to the T-Mobile NBA All-Rookie Second Team. The fifth overall pick in the 2005 NBA Draft, Felton got stronger every month as the season progressed, increasing his averages in points, assists and field goal percentage every month.
May 10, 2006	Raymond Felton finishes fourth in the 2005-06 T-Mobile Rookie of the Year voting.
May 23, 2006	The Bobcats are awarded the third overall pick in the 2006 NBA Draft at the 2006 NBA Draft Lottery.
May 24, 2006	Ed Tapscott announces that he has resigned, effective immediately, as President and Chief Executive Officer of Bobcats Sports & Entertainment in order to pursue other interests.
June 15, 2006	Majority Owner Robert L. Johnson enters into a venture with Michael Jordan to invest in numerous business opportunities. As part of Jordan's investment in Johnson's existing portfolio, Jordan becomes the largest individual owner of the Bobcats after Johnson.
June 24, 2006	The Bobcats exercise their third-year options on the contracts of Raymond Felton and Sean May, keeping the fifth and 13th overall selections from the 2005 NBA Draft in Charlotte through at least the 2007-08 season.
June 28, 2006	With the third pick in the NBA Draft, the Bobcats select Adam Morrison, a forward who led the nation in scoring in his final season at Gonzaga. Charlotte drafts UCLA center Ryan Hollins with the 50th pick.
July 6, 2006	The Bobcats sign Adam Morrison, the team's first round draft pick (third overall) in the 2006 NBA Draft.
July 11, 2006	Local business leader Mac Everett agrees to serve as a member of the executive board for the Bobcats. In addition, Everett plans to invest and become part of the team's ownership group.
July 14, 2006	The Bobcats wrap up yet another successful summer league in Orlando, posting a 3-2 record. It marks the fourth time in the last three years Charlotte has posted or tied for the best record in a summer league. Adam Morrison finishes with a league-best 24.6 points.
July 17, 2006	Bobcats Sports & Entertainment names Fred Whitfield President and Chief Operating Officer of the organization. In his role, Whitfield will oversee all business operations for the Charlotte Bobcats, Charlotte Sting and Charlotte Bobcats Arena.
July 19, 2006	The Bobcats sign free agent forward Othella Harrington.
July 28, 2006	The Bobcats re-sign forward Bernard Robinson.
July 31, 2006	The Bobcats sign Ryan Hollins, the team's second-round selection (50th overall) in the 2006 NBA Draft.
August 14, 2006	The Bobcats re-sign center Jake Voskuhl.
September 11, 2006	The Bobcats sign free agent forward Walter Herrmann, a member of the Argentina National Team and a former Spanish League MVP.
November 17, 2006	The Bobcats waive guard/forward Alan Anderson.
November 22, 2006	The Bobcats allocate center Ryan Hollins to their D-League affiliate, the Fort Worth Flyers.
November 28, 2006	The Bobcats sign free agent guard Derek Anderson.
December 1, 2006	Adam Morrison is named NBA Eastern Conference T-Mobile Rookie of the Month for games played in the month of November, after averaging 15.3 points over 15 games.
December 14, 2006	Sean May scores a career-high 32 points in the Bobcats' 98-89 home win over Orlando in front of a national television audience on TNT. The game marks the Bobcats' first ever national broadcast.
December 18, 2006	Charlotte calls up Ryan Hollins from the Fort Worth Flyers.
December 30, 2006	Charlotte wins a 133-124 triple-overtime thriller over the Los Angeles Lakers at Charlotte Bobcats Arena. The game takes place in front of a Charlotte Bobcats Arena record 19,561 fans.

FRONT OFFICE

BASKETBALL OPS

PLAYERS

2009-10 REVIEW

RECORDS

PLAYOFFS

HISTORY

NBA

MISC.



2007

FRONT OFFICE	January 3, 2007	The Bobcats acquire guard Jeff McInnis from New Jersey in exchange for forward Bernard Robinson.
	January 12, 2007	Emeka Okafor blocks 10 shots in the Bobcats' 126-110 win at New York. The 10 blocks are a Bobcats franchise and Madison Square Garden record. Okafor falls one rebound shy of posting Charlotte's first ever triple-double with 20 points and nine rebounds.
BASKETBALL OPS	January 31, 2007	Gerald Wallace scores a career- and franchise-high 42 points in Charlotte's 104-87 win over New York at Charlotte Bobcats Arena.
	February 3, 2007	Matt Carroll converts his fifth four-point play of the season in Charlotte's 98-90 win over Golden State. With five four-point plays in 2006-07, Carroll places second in NBA history behind Mitch Richmond for most four-point plays in a season. Richmond converted six such plays in 1996-97 as a member of the Sacramento Kings
PLAYERS	February 3, 2007	With the Bobcats 98-90 win over Golden State, Bernie Bickerstaff becomes the 10th active NBA coach to reach the 400-win milestone.
	February 13, 2007	The Bobcats acquire forward Eric Williams, a 2009 second round draft pick and cash considerations from San Antonio for Melvin Ely.
2009-10 REVIEW	February 16, 2007	Raymond Felton scores 17 points as his Sophomore team upends Adam Morrison (16 points) and the Rookies 155-114 in the T-Mobile Rookie Challenge and Youth Jam at All-Star Weekend in Las Vegas.
	March 16, 2007	Charlotte waives forward Eric Williams.
RECORDS	March 26, 2007	Gerald Wallace is named Eastern Conference Player of the Week for games played from March 19-25, where he averaged 20.3 points, 7.0 rebounds, 4.0 assists, 2.33 blocks and 1.33 steals in leading Charlotte to a 2-2 week.
	April 2, 2007	Walter Herrmann is named Eastern Conference T-Mobile Rookie of the Month for games played in March after averaging 12.1 points and 4.2 rebounds, while shooting .585 from the field and .472 from beyond the arc over 13 games.
PLAYOFFS	April 9, 2007	Gerald Wallace earns Eastern Conference Player of the Week honors for the second time in three weeks. Wallace averages 30.0 points on .610 shooting to go along with 10.8 rebounds, 4.0 steals and 3.0 assists in leading Charlotte to a 3-1 week.
	April 14, 2007	Walter Herrmann scores a career-high 30 points on 12-15 shooting (6-8 from three-point range) in the Bobcats' 113-92 win over the Bucks at Milwaukee.
HISTORY	April 18, 2007	Bernie Bickerstaff closes out his career as head coach of the Bobcats with a 94-93 loss to the Knicks. Charlotte finishes the season with a 33-49 record, an improvement of seven games over their win total of 26 in 2005-06.
	April 20, 2007	The Bobcats win a lottery tiebreaker over New York and Sacramento, as all three teams finished with 33 wins After winning the blind draw, the Bobcats are slotted eighth heading into the lottery.
NBA	May 8, 2007	Adam Morrison and Walter Herrmann are named to the T-Mobile NBA All-Rookie Second Team, marking the third-straight year Charlotte has been represented on the team.
	May 22, 2007	Charlotte comes away with the eighth overall selection in the NBA Draft at the NBA Draft Lottery.
MISC.	May 25, 2007	Sam Vincent is named the second coach in Bobcats history. In conjunction with Vincent's appointment, it is announced Bickerstaff will assume the role of Executive Vice President of Basketball Operations.
	May 31, 2007	Rod Higgins is named General Manager, after serving in the same capacity with the Golden State Warriors.
HISTORY	June 1, 2007	The Bobcats unveil their broadcast teams for the 2007-08 season, with Steve Martin, Henry Williams and Stephanie Ready handling television duties and Scott Lauer calling the action on radio.
	June 7, 2007	Phil Ford, Lee Rose and Jeff Capel are named assistant coaches.
HISTORY	June 18, 2007	Buzz Peterson is named Director of Player Personnel and Dell Curry and Paul Mokeski are named assistant coaches.
	June 20, 2007	The Bobcats announce that WNMX – MIX 106.1 FM will again serve as the official flagship radio station for the team's game broadcasts for 2007-08.
HISTORY	June 28, 2007	At the 2007 NBA Draft, the Bobcats acquire guard Jason Richardson and the draft rights to Jermareo Davidson 36th overall selection) from the Golden State Warriors in exchange for Brandon Wright, whom the Bobcats selected with the eighth overall pick. In addition, Charlotte selects Jared Dudley with the 22nd overall pick.
	June 29, 2007	The Bobcats waive guard Brevin Knight.
HISTORY	July 2, 2007	The Bobcats sign first round draft pick Jared Dudley.
	July 9-13, 2007	The Bobcats take part in the 2007 Pepsi Pro Summer League hosted by the Magic in Orlando, where they post a 2-3 record. Adam Morrison averages 15.5 points over two games to lead the team in scoring, while Jared Dudley and Jermareo Davidson are named Second Team All-Summer League.
HISTORY	July 17, 2007	The Bobcats re-sign guard Matt Carroll.
	July 19, 2007	The Bobcats re-sign forward Gerald Wallace.
HISTORY	July 26, 2007	The Bobcats sign second round draft pick Jermareo Davidson.
	August 1, 2007	The Bobcats and Presbyterian Hospital announce their joint commitment to the newly established Presbyterian Hospital Community Care Cruiser.
HISTORY	August 29, 2007	The Bobcats re-sign guard Jeff McInnis.
	September 21, 2007	Scott Howard is named Director of Scouting, Rich Sheubrooks as Director of Global Scouting and Darrel Johnson, Dennis Nutt and Jim Thrash as scouts
HISTORY	September 26, 2007	Dell Curry and Muggsy Bogues are named Team Ambassadors and Mike Sanders is named assistant coach.



KEY DATES IN BOBCATS HISTORY

October 1, 2007	The Bobcats re-sign guard Derek Anderson.
October 5, 2007	The Bobcats announce that forward Sean May will undergo season-ending microfracture surgery.
October 21, 2007	Forward Adam Morrison tears his left ACL in the third quarter of a preseason game at the Los Angeles Lakers. Morrison will miss the entire 2007-08 season.
November 19, 2007	Charlotte's 6-4 start marks the best in franchise history after 10 games and is the latest in a season the team has ever been at .500 or better. Charlotte's six wins also mark the franchise's most ever in November.
December 4, 2007	The Bobcats extend an offer sheet to restricted free agent forward Anderson Varejao. The Cleveland Cavaliers match the offer sheet one day later.
December 14, 2007	The Bobcats host ESPN's first-ever NBA All-Access Game versus the Orlando Magic, only the second nationally-televised game in Bobcats history. Minutes before tipoff, the Bobcats acquire center Nazr Mohammed from Detroit in exchange for forward Walter Herrmann and center Primoz Brezec.
2008	
January 22, 2008	Gerald Wallace is named Eastern Conference Player of the Week for games played from January 14-20, where he averaged 29.0 points, 8.0 rebounds, 4.8 assists, 3.0 steals and 1.0 blocked shot in leading the Bobcats to a 3-1 record during the week.
January 24, 2008	The Bobcats allocate rookie forward Jermareo Davidson to their D-League affiliate, the Sioux Falls Skyforce.
January 26, 2008	Jason Richardson sets a new franchise record with seven three-pointers versus the Philadelphia 76ers.
January 31, 2008	The Bobcats sign free agent guard Earl Boykins.
February 4, 2008	The Bobcats re-launch their newly enhanced website, bobcats.com. The site provides in-depth information about the team through a variety of different mediums, including print, audio and video feeds. The newly-designed site is easier to navigate and offers a cleaner design with more content.
February 8, 2008	Charlotte calls up Jermareo Davidson from the Sioux Falls Skyforce.
February 29, 2008	The Bobcats waive guard Jeff McInnis.
March 5, 2008	Jason Richardson scores a franchise-high-tying 42 points versus Golden State, two shy of his career high of 44 points. He becomes the second Bobcats player ever to score 40 or more points, joining Gerald Wallace.
March 8, 2008	Charlotte wins a franchise-record five consecutive games from March 2 to March 8.
March 10, 2008	Jason Richardson is named Eastern Conference Player of the Week for the week ending March 9. Richardson averaged 28.5 points, 6.5 rebounds, 3.0 assists and 1.8 steals during the week's four games.
March 31, 2008	Jason Richardson is named Eastern Conference Player of the Week for the week ending March 30. The honor is Richardson's second in four weeks. Richardson averaged 26.8 points, 6.8 rebounds, 3.0 assists, 2.3 steals and 1.0 blocked shot during the week's four games. The Bobcats finish the month of March with a 9-7 record, setting a franchise record for wins in a single month.
April 8, 2008	Bobcats Sports & Entertainment announce that the company has reached a naming rights agreement with Time Warner Cable and a television broadcast rights deal with Fox Sports Net South. Charlotte Bobcats Arena will become Time Warner Cable Arena, and television carriage of Bobcats basketball games will move from News 14 Carolina to FSN South.
April 17, 2008	Jason Richardson finishes the 2007-08 with 243 three-point field goals, leading the NBA and ranking fourth all-time in NBA history.
April 26, 2008	Sam Vincent is relieved of head coaching duties.
April 29, 2008	The Bobcats name Hall of Fame coach Larry Brown as the third head coach in franchise history.
May 20, 2008	Charlotte lands the ninth overall selection in the 2008 NBA Draft Lottery held in Secaucus, New Jersey.
June 4, 2008	Dave Hanners, Phil Ford and Jeff Capel are named assistant coaches. Steve Stricker is named head athletic trainer and LaSalle Thompson is named strength and conditioning coach.
June 25, 2008	The Bobcats acquire an additional first-round pick in the 2008 NBA Draft, receiving the 20th overall selection from the Denver Nuggets in exchange for a future protected first-round pick.
June 26, 2008	With the ninth overall pick in the NBA Draft, the Bobcats select D.J. Augustin, an early-entry guard from Texas. The Bobcats pick French native Alexis Ajinca with the 20th overall selection. In addition, Charlotte drafts Washington State guard Kyle Weaver with the 38th overall pick.
July 6, 2008	Herb Brown is named assistant coach.
July 7, 2008	The Bobcats sign first-round draft picks D.J. Augustin and Alexis Ajinca.
July 8-11, 2008	The Bobcats take part in the 2008 Summer League presented by EA Sports in Las Vegas, Nevada, posting a 2-3 record. D.J. Augustin averages 19.7 points over three games to lead the team in scoring.
July 25, 2008	The Bobcats re-sign center Ryan Hollins.
July 31, 2008	The Bobcats re-sign forward/center Emeka Okafor.
August 6, 2008	The Bobcats sign free agent guard Shannon Brown.
August 11, 2008	The Bobcats acquire a second-round draft pick in 2009 from Oklahoma City in exchange for the draft rights to guard Kyle Weaver September 24, 2008 – The Bobcats extend offer sheet to restricted free agent forward Carl Landry.

FRONT OFFICE

BASKETBALL OPS

PLAYERS

2009-10 REVIEW

RECORDS

PLAYOFFS

HISTORY

NBA

MISC.



KEY DATES IN BOBCATS HISTORY

FRONT OFFICE	September 27, 2008	The Bobcats sign forward Andre Brown, guard Donell Taylor and forward Marcus Williams.
	October 14, 2008	The Bobcats waive guard Donell Taylor and forward Marcus Williams.
	October 16, 2008	The Bobcats sign forward Justin Williams.
	October 23, 2008	The Bobcats waive forward Justin Williams.
BASKETBALL OPS	October 27, 2008	The Bobcats waive forward Jermareo Davidson.
	October 28, 2008	The Bobcats sign forward Linton Johnson III.
	November 19, 2008	The Bobcats waive forwards Andre Brown and Linton Johnson III.
	November 24, 2008	The Bobcats sign forward Dwayne Jones.
	December 10, 2008	The Bobcats acquire guard Raja Bell, forward Boris Diaw and guard Sean Singletary from Phoenix in exchange for forward Jared Dudley and guard Jason Richardson.
	December 12, 2008	The Bobcats sign forward Juwan Howard and waive forward Dwayne Jones.

2009

PLAYERS	January 16, 2009	The Bobcats acquire center DeSagana Diop from Dallas in exchange for guard Matt Carroll and center Ryan Hollins.
	January 29, 2009	The Bobcats sign forward Cartier Martin to a 10-day contract.
	February 7, 2009	The Bobcats acquire forward Vladimir Radmanovic from L.A. Lakers in exchange for forward Adam Morrison and guard Shannon Brown.
2009-10 REVIEW	February 8, 2009	The Bobcats sign forward Cartier Martin to a second 10-day contract.
	February 18, 2009	The Bobcats sign forward Cartier Martin for the remainder of the season.
	March 9, 2009	The Bobcats assign Alexis Ajinca and Sean Singletary to the D-League Sioux Falls Skyforce.
	March 11, 2009	The Bobcats sign guard Dontell Jefferson to a 10-day contract.
	March 21, 2009	The Bobcats sign guard Dontell Jefferson to a second 10-day contract.
	March 31, 2009	The Bobcats sign guard Dontell Jefferson for the remainder of the season.
RECORDS	April 30, 2009	D.J. Augustin is named to the 2008-09 Mobile NBA All-Rookie Second Team, in a vote of NBA head coaches.
	May 18, 2009	D.J. Augustin is invited to participate in the USA Basketball Mini-Camp July 22-25 in Las Vegas, Nevada. The purpose of the mini-camp is to develop future National Team players for the 2010 World Championship in Istanbul, Turkey, and the 2012 Olympic Games in London, England.
	June 23, 2009	The Bobcats extend a qualifying offer to guard Raymond Felton, making him a restricted free agent.
	June 25, 2009	The Bobcats select Gerald Henderson with the 12th overall pick in the first round of the 2009 NBA Draft. The team also selects Derrick Brown and Robert Vaden with the 40th and 54th overall picks in the second round. The team later trades the draft rights to Robert Vaden to Oklahoma City in exchange for cash considerations.
PLAYOFFS	July 8, 2009	The Bobcats sign first-round draft pick Gerald Henderson.
	July 13, 2009	The Bobcats sign second-round draft pick Derrick Brown.
	July 28, 2009	The Bobcats acquire center Tyson Chandler from the New Orleans Hornets in exchange for forward/center Emeka Okafor.
HISTORY	September 25, 2009	The Bobcats sign guards Ronald "Flip" Murray and Antonio Anderson.
	September 28, 2009	The Bobcats sign forward Stephen Graham.
	September 28, 2009	The Bobcats unveil new uniforms to be worn beginning with the 2009-10 season.
	October 2, 2009	The Bobcats introduce WFNZ as the team's new flagship radio partner.
	October 6, 2009	The Bobcats exercise their 2010-11 option on D.J. Augustin.
	October 22, 2009	The Bobcats waive guards Antonio Anderson and Dontell Jefferson.
	October 29, 2009	The Bobcats exercise their 2010-11 option on Alexis Ajinca.
NBA	November 16, 2009	The Bobcats acquire guards Stephen Jackson and Acie Law from Golden State for guard Raja Bell and forward Vladimir Radmanovic.
	November 30, 2009	Gerald Wallace is named Eastern Conference Player of the Week for the week ending November 29. Wallace averaged 25.3 points, 13.7 rebounds, 1.7 steals, 1.3 assists and 1.0 block and shot .543 from the field (25-46). .385 from beyond the three-point line (5-13) and .808 from the free-throw line (21-26) as the Bobcats defeated Toronto, Cleveland and Washington for a perfect 3-0 week.
MISC.	November 30, 2009	The Bobcats assign Alexis Ajinca to the Maine Red Claws of the NBA D-League.



KEY DATES IN BOBCATS HISTORY

2010	
January 2, 2010	The Bobcats overcome a 19-point deficit to defeat Miami, 107-97, tying the largest comeback in franchise history.
January 12, 2010	Stephen Jackson scores a career-high and franchise-record 43 points in a 102-94 win over Houston.
January 18, 2010	Gerald Wallace is named as a participant in the 2010 Sprite Slam Dunk Competition at All-Star Weekend.
January 19, 2010	Stephen Jackson is named Eastern Conference Player of the Week for the week ending January 17. Jackson averaged 29.3 points, 6.7 rebounds, 4.7 assists and 3.3 steals and shot .604 from the field (32-53), .529 from beyond the three-point line (9-17) and .750 from the free-throw line (15-20) as the Bobcats defeated Houston, San Antonio and Phoenix for a perfect 3-0 week.
January 20, 2010	The Bobcats beat Miami 104-65, setting franchise records for fewest points allowed (65), fewest field goals allowed (22), lowest field goal percentage allowed (.289), largest margin of victory (39) and largest lead in a game (41).
January 28, 2010	Gerald Wallace is named to the Eastern Conference All-Star Team, becoming first Bobcats player ever selected.
February 1, 2010	Larry Brown is named Eastern Conference Coach of the Month for the month of January, after leading the Bobcats to a 12-4 record, including 5-3 on the road. The 12 wins in a month was a franchise record, topping the previous high of nine. The honor is the first for a Bobcats coach.
February 2, 2010	The Bobcats recall Alexis Ajinca from the Maine Red Claws of the NBA D-League.
February 10, 2010	Gerald Wallace is named to the 2010-12 USA Basketball Men's National Team Program.
February 13, 2010	Gerald Wallace participates in the 2010 Sprite Slam Dunk Competition at All-Star Weekend.
February 14, 2010	Gerald Wallace becomes the first Bobcats player to play in the NBA All-Star Game. Wallace tallied two points, three rebounds and one assist in 15:32.
February 18, 2010	The Bobcats acquire center Theo Ratliff from San Antonio for a protected second-round draft pick in 2016.
February 18, 2010	The Bobcats acquire forward Tyrus Thomas from Chicago for Acie Law, Ronald "Flip" Murray and a future first-round draft pick.
February 27, 2010	Robert L. Johnson reaches an agreement to sell his majority interest in the Bobcats to Michael Jordan.
March 9, 2010	The Bobcats beat Miami 83-78 for their 23rd home win of the season, breaking the franchise record for home wins in a season.
March 13, 2010	The Bobcats sign guard/forward Larry Hughes.
March 17, 2010	The NBA Board of Governors unanimously approves the sale of the majority interest in Bobcats to Michael Jordan.
March 17, 2010	The Bobcats overcome a 19-point deficit to beat Oklahoma City, 100-92, tying the largest comeback in franchise history for the second time this season.
March 23, 2010	The Bobcats defeat Washington 95-86 for their 36th win of the season, breaking the franchise record for wins.
April 7, 2010	The Bobcats clinch the first playoff berth in franchise history with a 104-103 win over the New Orleans Hornets. The win is also the 42nd of the season, guaranteeing the first winning season in franchise history.
April 14, 2010	The Bobcats conclude the regular season with a 44-38 record, setting a franchise record for wins in a season.
April 18, 2010	The Bobcats play the first playoff game in franchise history, falling 98-89 to the Orlando Magic.
April 24, 2010	The Bobcats play the first home playoff game in franchise history.
May 5, 2010	Gerald Wallace is named to the NBA All-Defensive First Team.
June 25, 2010	The Bobcats extend a qualifying offer to Tyrus Thomas, making him a restricted free agent.
July 5-9, 2010	The Bobcats participate in the 2010 AirTran Airways Pro Summer League in Orlando, finishing with a record of 3-2.
July 12, 2010	The Bobcats re-sign forward Tyrus Thomas.
July 13, 2010	The Bobcats acquire guard Matt Carroll, center Erick Dampier and forward Eduardo Najera from Dallas in exchange for centers Tyson Chandler and Alexis Ajinca.
July 20, 2010	The Bobcats sign guard Shaun Livingston.
July 22, 2010	The Bobcats sign forward Dominic McGuire.
August 6, 2010	The Bobcats sign guard Sherron Collins.
August 24, 2010	The Bobcats sign center Kwame Brown.
August 30, 2010	The Bobcats make a \$250,000 donation to a Charlotte-Mecklenburg Schools (CMS) scholarship fund to help defray the costs of middle school athletics in the coming academic year. The donation is the largest ever made by a professional sports franchise to CMS.
September 14, 2010	The Bobcats waive center Erick Dampier.

FRONT OFFICE

BASKETBALL OPS

PLAYERS

2009-10 REVIEW

RECORDS

PLAYOFFS

HISTORY

NBA

MISC.



EPIC BATTLES. EPIC SAVINGS.

Get access to over 300 channels, including amazing sports coverage with Digital Cable, blazing-fast highlights with Road Runner® High Speed Online and unlimited trash-talking with Digital Home Phone.

ORDER TODAY AND SAVE A BUNDLE!
CALL 1-800-TW-CABLE | VISIT YourTWC.com

Digital set-top box and remote required to receive Digital Cable service. Some services not available to CableCard™ customers. Digital Home Phone does not include back-up power and, as in the case with an electric-powered home cordless phone, should there be a power outage. Digital Home Phone, including the ability to access 911 services, may not be available. ©2010 Time Warner Cable, Inc. TM & © Warner Bros. Entertainment Inc. (90)



NBA





FRONT OFFICE

BASKETBALL OPS

PLAYERS

2009-10 REVIEW

RECORDS

PLAYOFFS

HISTORY

NBA

MISC.

NORTH AMERICAN OFFICES

New York

Olympic Tower
645 Fifth Avenue
New York, NY 10022
Telephone: 212-407-8000
Fax: 212-832-3861

477 Madison Avenue
New York, NY 10022
Telephone: (212) 407-8700
Fax: (212) 759-1412

New Jersey

450 Harmon Meadow Boulevard
Secaucus, NJ 07094
Telephone: 201-865-1500
Fax: 201-865-2626

100 Plaza Drive
Secaucus, NJ 07094
Telephone: 201-865-1500
Fax: 201-974-5973

NBA Store

666 Fifth Avenue
New York, NY 10103
Telephone: (212) 515-6221
Fax: (212) 515-6249

NBA City

6068 Universal Boulevard
Orlando, FL 32819
Telephone: (407) 363-5919
Fax: (407) 370-3178

600 First Avenue North
Minneapolis, MN 55403-1416
Telephone: (612) 767-2960

INTERNATIONAL OFFICES

EUROPE

Headquarters - NBA EMEA
125 Kesington High Street
London W8 5SF UK
Telephone: 011-44-20-7795-8921
Fax: 011-44-20-7795-8901

France

18 Rue Pasquier
75008, Paris, France
Telephone: 011-33-1-7841-4400
Fax: 011-33-1-7841-4327

Italy

Via Dogana 3
20123, Milano, Italy
Telephone: 011-39-02-8648-9361
Fax: 011-39-02-809-250

Spain

pq. Empresarial 'La Finca'
Edif. 15A, 28223
Pozuelo de Alarcon
Madrid, Spain
Telephone: 001-34-91297-9700
Fax: 011-34-91799-5999

Turkey

Astoria Is Merkezi
Buyukdere Cad. No: 127 A
Kule K.9
Esentepe 34394, Istanbul, Turkey
Telephone: 011-90-212-340-7600
Fax: 011-90-212-340-7601

AFRICA

Nelson Mandela Square
2nd Floor, West Tower
Maude Street, Sandown
Johannesburg, South Africa
TEL: 011-27-11-881-5980
FAX: 011-27-11-881-5611

LATIN AMERICA

American Airlines Arena
601 Biscayne Boulevard
Miami, FL 33132
Telephone: 305-269-4100
Fax: 305-269-4139

Mexico

Jose Maria Castorena 324
Suite #206-207
Col. Cuajimalpa, Mexico, D.F.
C.P. 05000
Telephone: 011-5255-813-6699/7000
Fax: 011-5255-812-7464

CANADA

40 Bay Street
Suite 400
Toronto, Ontario
Canada M5J 2X2
Telephone: 416-364-2030
Fax: 416-364-0205

ASIA/PACIFIC

China—Beijing
19th Floor, Office Tower 2
China Central Place
No 79 Jianguo Road
Chaoyang District
Beijing 100025, China
Telephone: 011-86-10-5200-8200
Fax: 011-86-10-5200-8202

China—Shanghai

Uniti 2703-08, 27/F,
Tower, 2, Plaza 66
1366 Nanjing West Road
Shanghai 200040, China
Telephone: 011-86-21-6137-2200
Fax: 011-86-21-6288-9920

Hong Kong

1207 Man Yee Building
68 Des Voeux Road Central
Central Hong Kong
Telephone: 011-852-2843-9600
Fax: 011-852-2536-4808

Japan

Aioi Insurance Shinjuku Bldg.,
14th Floor
3-25-03 Yoyogi, Shibuya-ku
Tokyo, Japan 151-0053
Telephone: 011-813-5351-2411
Fax: 011-813-5351-2470

Taiwan

Suite 1303, No. 88, Section 2,
Chung Hsiao East Road
Taipei, Taiwan ROC
Telephone: 011-886-2-2358-1900
Fax: 011-886-2-2358-1098

Korea

41F Gangnam Finance Center
737 Yeoksam-dong, Gangnam-gu
Seoul Korea 135-984
Telephone: 011-822-2008-4617
Fax: 011-822-2008-4618



NBA D-League Office
477 Madison Avenue, 3rd Floor
New York, NY 10022
www.nba.com/dleague/
(212) 407-8700

President
Dan Reed
Senior Coordinator, Communications
Joanna Shapiro
(212) 407-8737, jshapiro@nba.com

Austin Toros
12885 N. Hwy 183
Ste. 207, Austin, TX 78750
Arena: Cedar Park Center
Tel: (512) 236-8333
Fax: (512) 236-8444
Media Relations Contact: Perri Travillion
(ptravillion@austintoros.com)
NBA Affiliation: San Antonio

Bakersfield Jam
1400 Norris Road
Bakersfield, CA 93308
Tel: (661) 615-6550
Fax: (661) 615-6555
Arena: Bakersfield Jam Events Center
Media Relations Contact: Christina Blanton
(Christina@bakersfieldjam.com)
NBA Affiliations: L.A. Clippers, L.A. Lakers

Dakota Wizards
315 South 5th St.
Bismarck, ND 58504
Tel: (701) 258-2255, Fax: (701) 255-7967
Arena: Bismarck Civic Center
Media Relations Contact: Scott Woodmansee
(swoody@dakotawizards.com)
NBA Affiliations: Memphis, Washington

Erie BayHawks
110 East 8th Street
Erie, PA 16501
Tel: (814) 790-5600, Fax: (814) 790-5608
Arena: Tullio Arena
Media Relations Contact: Matt Bresee
(matt.bresee@nbaerie.com)
NBA Affiliations: Cleveland, Toronto

Fort Wayne Mad Ants
1910 St. Joe Center Rd
Ste. 61, Fort Wayne, IN 46825
Tel: (260) 469-4667, Fax: (260) 469-4674
Arena: Allen County War Memorial Coliseum
Media Relations Contact: Heidi Busch
(heidi@fortwaynehoops.com)
NBA Affiliations: Detroit, Indiana, Milwaukee

Idaho Stampede
233 South Capitol Blvd.
Suite 100, Boise, ID 83702
Tel: (208) 388-4667, Fax: (208) 388-3845
Arena: Owest Arena
Media Relations Contact: Jinny Giery
(jinny@idahostampede.com)
NBA Affiliations: Portland, Denver

Iowa Energy
833 5th Ave
Des Moines, Iowa 50309
Tel: (515) 462-2849, Fax: (515) 564-8551
Arena: Wells Fargo Arena
Media Relations Contact: Chris Makris
(cmakris@iowanba.com)
NBA Affiliations: Chicago, Phoenix

Maine Red Claws
413 Congress Street
Portland, ME 04101
Tel: (207) 210-6655, Fax: (207) 210-6659
Arena: Portland Exposition Building
Media Relations Contact: Jana Spaulding
(jspaulding@maineredclaws.com)
NBA Affiliations: Boston, Charlotte

New Mexico Thunderbirds
3001 Civic Center Circle
Rio Rancho, NM 87144
Tel: (505) 265-3865, Fax: (505) 891-7350
Arena: Santa Ana Star Center
Media Relations Contact: Benjamin Gordon
Goldstein (bgoldstein@nmtbirds.com)
NBA Affiliations: New Orleans, Orlando

Reno
250 Evans Avenue
Reno, NV 89501
Tel: (775) 334-2622, Fax: (775) 284-4701
Arena: Reno Events Center
Media Relations Contact: TJ Lasita
(tjlasita@nbareno.com)
NBA Affiliations: Golden State, Sacramento

Rio Grande Valley Vipers
4500 North 10th Street
Suite 315, McAllen, TX 78504
Tel: (888) 748-6223, Fax: (956) 972-1150
Arena: Dodge Arena
Media Relations Contact: Jonah Goldberg
(jgoldberg@rgvipers.com)
NBA Affiliations: Houston

Sioux Falls Skyforce
2131 South Minnesota Ave
Sioux Falls, SD 57105
Tel: (605) 332-0605, Fax: (605) 332-2305
Arena: Sioux Falls Arena
Media Relations Contact: Brett Hansen
(brett@skyforceonline.com)
NBA Affiliations: Miami, Minnesota

Springfield Armor
1 Monarch Place
Suite 220, Springfield, MA 01144
Tel: (413) 746-3263, Fax: (413) 746-3262.
Arena: MassMutual Center
Media Relations Contact: Nicole Hoffman
(nhoffman@armorhoops.com)
NBA Affiliations: New Jersey, New York, Philadelphia

Texas Legends
2601 Avenue of the Stars
Suite 300, Frisco, TX 75215
Tel: (214) 469-0822, Fax: (214) 469-0823
Arena: Dr. Pepper Arena
Media Relations Contact: Malcolm Farmer
(mfarmer@texlegends.com)
NBA Affiliations: Dallas

Tulsa 66ers
2727 E. 21st St.
Ste 500, Tulsa, OK 74114
Tel: (918) 585-8444, Fax: (918) 398-6930
Arena: Tulsa Convention Center
Media Relations Contact: Mitch Heckart
(mheckart@tulsa66ers.com)
NBA Affiliations: Oklahoma City

Utah Flash
5017 N Edgewood Dr.
Provo, UT 84604
Tel: (801) 434-4667, Fax: (801) 705-1823
Arena: McKay Events Center
Media Relations Contact: Drew Sellers
(drew@utahflash.com)
NBA Affiliations: Atlanta, Utah

FRONT OFFICE

BASKETBALL OPS

PLAYERS

2009-10 REVIEW

RECORDS

PLAYOFFS

HISTORY

NBA

MISC.



NBA OPPONENTS

FRONT OFFICE

BASKETBALL OPS

PLAYERS

2009-10 REVIEW

RECORDS

PLAYOFFS

HISTORY

NBA

MISC.



Atlanta Hawks
Centennial Tower
101 Marietta Street
Suite 1900
Atlanta, GA 30303
(404) 878-3800

2010-11 SCHEDULE vs HAWKS

Dec. 17	at Atlanta
Jan. 22	at Charlotte
Feb. 12	at Atlanta
April 13	at Charlotte

BOBCATS vs HAWKS (14-10, HOME: 10-2, AWAY: 4-8)

2004-05 vs HAWKS (3-1)

Nov. 27	at Charlotte	W	107-92
Jan. 15	at Atlanta	L	95-103
April 11	at Atlanta	W	110-105*
April 13	at Charlotte	W	105-84

2005-06 vs HAWKS (3-1)

Dec. 27	at Atlanta	W	93-90
Feb. 1	at Charlotte	L	92-102
March 28	at Charlotte	W	125-117
April 14	at Atlanta	W	116-110

2006-07 vs HAWKS (3-1)

Nov. 29	at Atlanta	L	90-98
Jan. 19	at Atlanta	W	96-75
Jan. 20	at Charlotte	W	104-85
March 28	at Charlotte	W	101-87

2007-08 vs HAWKS (2-2)

Nov. 14	at Atlanta	L	109-117
Dec. 15	at Atlanta	L	84-93
Feb. 13	at Charlotte	W	100-98*
Mar. 7	at Charlotte	W	108-93

2008-09 vs HAWKS (1-3)

Nov. 21	at Atlanta	L	83-88
Dec. 15	at Atlanta	L	79-83
Feb. 6	at Charlotte	L	97-102
March 6	at Charlotte	W	98-91

2009-10 vs HAWKS (2-2)

Nov. 6	at Charlotte	W	103-83
Jan. 22	at Atlanta	L	89-103
March 19	at Atlanta	L	92-93*
April 6	at Charlotte	W	109-100

*Overtime



Boston Celtics
226 Causeway Street
Fourth Floor
Boston, MA 02114
(617) 854-8000

2010-11 SCHEDULE vs CELTICS

Dec. 11	at Charlotte
Jan. 14	at Boston
Feb. 7	at Charlotte
March 25	at Boston

BOBCATS vs CELTICS (5-16, HOME: 3-7, AWAY: 2-9)

2004-05 vs CELTICS (0-4)

Nov. 12	at Boston	L	71-94
Jan. 25	at Charlotte	L	92-97
March 4	at Boston	L	84-104
March 14	at Charlotte	L	110-119

2005-06 vs CELTICS (1-2)

Nov. 5	at Charlotte	W	107-105*
Nov. 25	at Boston	L	89-90
Jan. 4	at Boston	L	106-109

2006-07 vs CELTICS (2-2)

Nov. 8	at Boston	L	108-110*
Nov. 22	at Charlotte	W	92-83
Dec. 16	at Charlotte	L	100-106
March 21	at Boston	W	92-84

2007-08 vs CELTICS (1-3)

Nov. 24	at Charlotte	L	95-96
Jan. 9	at Boston	W	95-83
Feb. 29	at Boston	L	100-108
April 5	at Charlotte	L	78-101

2008-09 vs CELTICS (1-2)

Nov. 29	at Charlotte	L	84-89
Jan. 6	at Charlotte	W	114-106*
April 1	at Boston	L	109-111**

2009-10 vs CELTICS (0-3)

Oct. 28	at Boston	L	59-92
Dec. 1	at Charlotte	L	90-108
March 3	at Boston	L	90-104

*Overtime



Chicago Bulls
1901 W. Madison Street
Chicago, IL 60612
(312) 455-4000

2010-11 SCHEDULE vs BULLS

Jan. 12	at Charlotte
Jan. 18	at Chicago
Feb. 15	at Chicago
March 9	at Charlotte

BOBCATS vs BULLS (7-15, HOME: 5-6, AWAY: 2-9)

2004-05 vs BULLS (0-4)

Jan. 27	at Chicago	L	93-101
Feb. 26	at Charlotte	L	90-94
March 30	at Charlotte	L	99-102
April 2	at Chicago	L	97-112

2005-06 vs BULLS (2-2)

Nov. 2	at Chicago	L	105-109*
Dec. 20	at Chicago	W	105-92
Dec. 28	at Charlotte	W	93-80
March 31	at Charlotte	L	107-113

2006-07 vs BULLS (1-2)

Dec. 23	at Chicago	L	79-115
Feb. 14	at Charlotte	W	100-85
April 13	at Chicago	L	81-100

2007-08 vs BULLS (1-3)

Dec. 1	at Chicago	L	95-111
Dec. 5	at Charlotte	L	82-91
Jan. 2	at Charlotte	L	97-109
Jan. 25	at Chicago	W	90-77

2008-09 vs BULLS (2-1)

Dec. 16	at Charlotte	W	110-101*
March 3	at Charlotte	W	96-80
April 11	at Chicago	L	106-113

2009-10 vs BULLS (1-3)

Nov. 7	at Chicago	L	90-93
Jan. 5	at Charlotte	W	113-108
April 3	at Chicago	L	88-96
April 14	at Charlotte	L	89-98

*Overtime



Cleveland Cavaliers
Quicken Loans Arena
One Center Court
Cleveland, OH 44115
(216) 420-2000

2010-11 SCHEDULE vs CAVALIERS

Dec. 29 at Charlotte
March 30 at Charlotte
April 5 at Cleveland

BOBCATS vs CAVALIERS

(6-16, HOME: 5-6, AWAY: 1-10)

2004-05 vs CAVALIERS (0-4)

Nov. 18 at Charlotte L 89-106
Nov. 20 at Cleveland L 84-100
Jan. 3 at Charlotte L 83-94
Jan. 11 at Cleveland L 98-100*

2005-06 vs CAVALIERS (0-3)

Jan. 30 at Charlotte L 91-103
March 22 at Cleveland L 118-120*
April 2 at Charlotte L 97-101

2006-07 vs CAVALIERS (2-2)

Nov. 4 at Charlotte W 92-88
Dec. 13 at Cleveland L 101-104
Feb. 2 at Cleveland L 81-101
March 20 at Charlotte W 108-100

2007-08 vs CAVALIERS (1-3)

Dec. 8 at Charlotte W 96-93
Jan. 11 at Cleveland L 106-113**
March 16 at Cleveland L 91-98
April 2 at Charlotte L 114-118

2008-09 vs CAVALIERS (0-3)

Oct. 30 at Cleveland L 79-96
Dec. 6 at Charlotte L 74-94
Jan. 7 at Cleveland L 81-111

2009-10 vs CAVALIERS (3-1)

Oct. 31 at Cleveland L 79-90
Nov. 27 at Charlotte W 94-87
Jan. 3 at Cleveland W 91-88
Feb. 19 at Charlotte W 110-93

*Overtime



Dallas Mavericks
2500 Victory Avenue
Dallas, TX 75219
(214) 655-4660

2010-11 SCHEDULE vs MAVERICKS

Oct. 27 at Dallas
Feb. 5 at Charlotte

BOBCATS vs MAVERICKS (0-12, HOME: 0-6, AWAY: 0-6)

2004-05 vs MAVERICKS (0-2)

Jan. 21 at Charlotte L 99-105
March 19 at Dallas L 93-104

2005-06 vs MAVERICKS (0-2)

Nov. 11 at Charlotte L 88-98
March 3 at Dallas L 76-90

2006-07 vs MAVERICKS (0-2)

Nov. 20 at Charlotte L 85-93
Dec. 26 at Dallas L 84-97

2007-08 vs MAVERICKS (0-2)

Jan. 23 at Charlotte L 95-102
March 12 at Dallas L 93-118

2008-09 vs MAVERICKS (0-2)

Nov. 18 at Charlotte L 83-100
Dec. 11 at Dallas L 90-95

2009-10 vs MAVERICKS (0-2)

Dec. 12 at Dallas L 97-98*
March 1 at Charlotte L 84-89

*Overtime



Denver Nuggets
1000 Chopper Circle
Denver, CO 80204
(303) 405-1100

2010-11 SCHEDULE vs NUGGETS

Dec. 7 at Charlotte
March 2 at Denver

BOBCATS vs NUGGETS (4-8, HOME: 3-3, AWAY: 1-5)

2004-05 vs NUGGETS (1-1)

Feb. 16 at Charlotte W 94-88
March 16 at Denver L 101-120

2005-06 vs NUGGETS (0-2)

Dec. 13 at Charlotte L 85-101
Feb. 21 at Denver L 84-100

2006-07 vs NUGGETS (1-1)

Nov. 12 at Charlotte L 101-108
Feb. 29 at Denver W 105-101

2007-08 vs NUGGETS (1-1)

Jan. 14 at Charlotte W 119-116
Feb. 2 at Denver L 101-117

2008-09 vs NUGGETS (0-2)

Nov. 11 at Charlotte L 80-88
Jan. 30 at Denver L 99-110

2009-10 vs NUGGETS (1-1)

Dec. 8 at Charlotte W 107-95
Jan. 25 at Denver L 93-104

FRONT OFFICE

BASKETBALL OPS

PLAYERS

2009-10 REVIEW

RECORDS

PLAYOFFS

HISTORY

NBA

MISC.



NBA OPPONENTS

FRONT OFFICE

BASKETBALL OPS

PLAYERS

2009-10 REVIEW

RECORDS

PLAYOFFS

HISTORY

NBA

MISC.



Detroit Pistons
6 Championship Drive
Auburn Hills, MI 48326
(248) 377-0100

2010-11 SCHEDULE vs PISTONS

Nov. 5		at Detroit
Dec. 27		at Charlotte
Feb. 2		at Detroit
April 10		at Charlotte

BOBCATS vs PISTONS (7-14, HOME: 5-6, AWAY: 2-8)

2004-05 vs PISTONS (2-1)

Nov. 21	at Detroit	L	116-117**
Nov. 23	at Charlotte	W	91-89
April 20	at Charlotte	W	97-86

2005-06 vs PISTONS (0-4)

Dec. 17	at Charlotte	L	78-103
Jan. 14	at Detroit	L	91-114
March 12	at Detroit	L	78-94
March 18	at Charlotte	L	103-108

2006-07 vs PISTONS (2-2)

Nov. 24	at Detroit	L	95-104
Dec. 3	at Charlotte	W	97-89
Jan. 10	at Detroit	W	103-96
Jan. 24	at Charlotte	L	92-103

2007-08 vs PISTONS (0-3)

Dec. 9	at Detroit	L	104-85
Jan. 12	at Charlotte	L	103-100*
Feb. 10	at Detroit	L	113-87

2008-09 vs PISTONS (1-3)

Nov. 3	at Charlotte	L	83-101
Dec. 13	at Charlotte	L	86-90
Jan. 13	at Detroit	W	80-78
April 5	at Detroit	L	97-104

2009-10 vs PISTONS (2-1)

Nov. 11	at Detroit	L	75-98
Dec. 22	at Charlotte	W	88-76
April 10	at Charlotte	W	99-95

*Overtime



Golden State Warriors
1011 Broadway
Oakland, CA 94607
(510) 986-2200

2010-11 SCHEDULE vs WARRIORS

Dec. 31		at Charlotte
Jan. 28		at Golden State

BOBCATS vs WARRIORS (6-6, HOME: 4-2, AWAY: 2-4)

2004-05 vs WARRIORS (0-2)

Nov. 13	at Charlotte	L	87-103
Dec. 12	at Golden State	L	87-99

2005-06 vs WARRIORS (1-1)

Dec. 2	at Golden State	L	100-107
March 8	at Charlotte	W	104-101

2006-07 vs WARRIORS (1-1)

Jan. 27	at Golden State	L	105-131
Feb. 3	at Charlotte	W	98-90

2007-08 vs WARRIORS (1-1)

Feb. 1	at Golden State	L	96-127
March 5	at Charlotte	W	118-109

2008-09 vs WARRIORS (1-1)

Dec. 20	at Charlotte	L	103-110
Feb. 27	at Golden State	W	112-109

2009-10 vs WARRIORS (2-0)

Jan. 29	at Golden State	W	121-110
March 6	at Charlotte	W	101-90



Houston Rockets
1510 Polk Street
Houston, TX 77002
(713) 758-7200

2010-11 SCHEDULE vs ROCKETS

Nov. 26		at Charlotte
March 16		at Houston

BOBCATS vs ROCKETS 4-8, HOME: 3-3, AWAY: 1-5)

2004-05 vs ROCKETS (2-0)

Dec. 18	at Charlotte	W	101-100*
Dec. 22	at Houston	W	90-87

2005-06 vs ROCKETS (1-1)

Jan. 10	at Charlotte	W	111-106**
Jan. 25	at Houston	L	78-102

2006-07 vs ROCKETS (0-2)

Dec. 8	at Charlotte	L	92-62
Feb. 10	at Houston	L	83-104

2007-08 vs ROCKETS (0-2)

Nov. 11	at Charlotte	L	85-82
March 14	at Houston	L	80-89

2008-09 vs ROCKETS (0-2)

Feb. 22	at Houston	L	78-99
March 13	at Charlotte	L	86-91

2009-10 vs ROCKETS (1-1)

Jan. 12	at Charlotte	W	102-94
April 9	at Houston	L	90-97

*Overtime



Indiana Pacers
125 S. Pennsylvania Street
Indianapolis, IN 46204
(317) 917-2500

2010-11 SCHEDULE vs PACERS

Oct. 29		at Charlotte
Dec. 10		at Indiana
Feb. 9		at Indiana
March 23		at Charlotte

BOBCATS vs PACERS (9-12, HOME: 6-4, AWAY: 3-8)

2004-05 vs PACERS (0-3)

Nov. 26	at Indiana	L	77-82
Dec. 29	at Charlotte	L	71-74
Feb. 9	at Indiana	L	87-94

2005-06 vs PACERS (2-2)

Nov. 16	at Charlotte	W	122-90
Nov. 18	at Indiana	L	85-93
Jan. 18	at Indiana	L	92-98
April 15	at Charlotte	W	92-91*

2006-07 vs PACERS (1-2)

Nov. 1	at Charlotte	L	99-106
Dec. 30	at Indiana	W	113-102
April 6	at Charlotte	L	102-112

2007-08 vs PACERS (3-1)

Nov. 9	at Charlotte	W	96-87
Dec. 31	at Charlotte	W	107-103*
March 19	at Indiana	L	95-102
April 12	at Indiana	W	107-103

2008-09 vs PACERS (2-2)

Nov. 28	at Indiana	W	115-108*
Jan. 25	at Indiana	L	93-98
Feb. 18	at Charlotte	W	103-94
March 21	at Charlotte	L	83-108

2009-10 vs PACERS (1-2)

Nov. 22	at Charlotte	W	104-88
Dec. 16	at Indiana	L	98-101
March 16	at Indiana	L	94-99

*Overtime



Los Angeles Clippers
6951 S. Centinela Blvd.
Playa Vista, CA 90094
(310) 862-6000

2010-11 SCHEDULE vs CLIPPERS

Jan. 29		at Los Angeles
Mar. 7		at Charlotte

BOBCATS vs CLIPPERS (5-7, HOME: 3-3, AWAY: 2-4)

2004-05 vs CLIPPERS (0-2)

Dec. 6	at Los Angeles	L	93-99**
April 5	at Charlotte	L	102-104

2005-06 vs CLIPPERS (0-2)

Dec. 23	at Charlotte	L	88-97
Feb. 27	at Los Angeles	L	87-95

2006-07 vs CLIPPERS (0-2)

Feb. 26	at Los Angeles	L	93-100
March 16	at Charlotte	L	93-102

2007-08 vs CLIPPERS (2-0)

Dec. 12	at Charlotte	W	108-103
Jan. 28	at Los Angeles	W	107-100

2008-09 vs CLIPPERS (2-0)

Feb. 9	at Charlotte	W	94-73
Feb. 28	at Los Angeles	W	100-95

2009-10 vs CLIPPERS (1-1)

Feb. 22	at Los Angeles	L	94-98
March 12	at Charlotte	W	106-98

*Overtime



Los Angeles Lakers
555 N. Nash Street
El Segundo, CA 90245
(310) 426-6000

2010-11 SCHEDULE vs LAKERS

Feb. 14		at Charlotte
March 4		at Los Angeles

BOBCATS vs LAKERS (7-5, HOME: 4-2, AWAY: 3-3)

2004-05 vs LAKERS (0-2)

Jan. 30	at Los Angeles	L	90-101
March 12	at Charlotte	L	116-117

2005-06 vs LAKERS (1-1)

Dec. 4	at Los Angeles	L	98-99
Feb. 3	at Charlotte	W	112-102

2006-07 vs LAKERS (2-0)

Dec. 29	at Charlotte	W	133-124***
Jan. 26	at Los Angeles	W	106-97*

2007-08 vs LAKERS (1-1)

Feb. 11	at Charlotte	L	97-106
Jan. 26	at Los Angeles	W	108-95

2008-09 vs LAKERS (2-0)

Jan. 27	at Los Angeles	W	117-110**
March 31	at Charlotte	W	94-84

2009-10 vs LAKERS (1-1)

Feb. 3	at Los Angeles	L	97-99
March 5	at Charlotte	W	98-93

*Overtime

FRONT OFFICE

BASKETBALL OPS

PLAYERS

2009-10 REVIEW

RECORDS

PLAYOFFS

HISTORY

NBA

MISC.



NBA OPPONENTS

FRONT OFFICE

BASKETBALL OPS

PLAYERS

2009-10 REVIEW

RECORDS

PLAYOFFS

HISTORY

NBA

MISC.



Memphis Grizzlies
191 Beale Street
Memphis, TN 38103
(901) 205-1234

2010-11 SCHEDULE vs GRIZZLIES

Dec. 15 at Memphis
Jan. 10 at Charlotte

BOBCATS vs GRIZZLIES (5-7, HOME: 3-3, AWAY: 2-4)

2004-05 vs GRIZZLIES (0-2)

Jan. 14 at Charlotte L 89-109
April 10 at Memphis L 95-102

2005-06 vs GRIZZLIES (0-2)

March 26 at Memphis L 95-102
April 12 at Charlotte L 88-96

2006-07 vs GRIZZLIES (0-2)

Nov. 3 at Memphis L 83-96
March 10 at Charlotte L 107-115

2007-08 vs GRIZZLIES (1-1)

Jan. 19 at Charlotte W 105-87
March 17 at Memphis L 90-98

2008-09 vs GRIZZLIES (2-0)

Dec. 19 at Memphis W 112-83
Jan. 21 at Charlotte W 101-86

2009-10 vs GRIZZLIES (2-0)

Jan. 9 at Charlotte W 89-87
Feb. 26 at Memphis W 93-89



Miami Heat
601 Biscayne Blvd.
Miami, FL 33132
(786) 777-HEAT

2010-11 SCHEDULE vs HEAT

Nov. 19 at Miami
Jan. 3 at Charlotte
Feb. 4 at Charlotte
April 8 at Miami

BOBCATS vs HEAT (10-14, HOME: 7-5, AWAY: 3-9)

2004-05 vs HEAT (1-3)

Jan. 1 at Miami L 90-113
Feb. 11 at Charlotte L 87-97
March 26 at Charlotte W 94-92
April 19 at Miami L 80-99

2005-06 vs HEAT (0-4)

Nov. 12 at Miami L 99-108
Jan. 27 at Charlotte L 85-91
March 6 at Charlotte L 105-106*
March 24 at Miami L 93-114

2006-07 vs HEAT (2-2)

Nov. 25 at Charlotte L 93-102
Feb. 5 at Miami L 93-113
April 8 at Miami W 111-103*
April 10 at Charlotte W 92-82

2007-08 vs HEAT (3-1)

Nov. 4 at Miami W 90-88
Nov. 13 at Charlotte W 91-76
Nov. 27 at Miami L 90-110
March 22 at Charlotte W 94-82

2008-09 vs HEAT (1-3)

Nov. 1 at Charlotte W 100-87
Dec. 8 at Miami L 96-100
Feb. 8 at Miami L 92-96
April 3 at Charlotte L 92-97

2009-10 vs HEAT

Jan. 2 at Miami W 107-97
Jan. 20 at Charlotte W 104-65
March 9 at Charlotte W 83-78
March 20 at Miami L 71-77

*Overtime



Milwaukee Bucks
1001 N. Fourth Street
Milwaukee, WI 53203
(414) 227-0500

2010-11 SCHEDULE vs BUCKS

Oct. 30 at Milwaukee
Nov. 27 at Milwaukee
March 28 at Charlotte

BOBCATS vs BUCKS (6-16, HOME: 5-6, AWAY: 1-10)

2004-05 vs BUCKS (0-4)

Nov. 10 at Milwaukee L 100-102
Jan. 17 at Charlotte L 92-99
Feb. 22 at Charlotte L 102-112
April 8 at Milwaukee L 75-93

2005-06 vs BUCKS (0-3)

Jan. 13 at Charlotte L 102-103
Jan. 21 at Milwaukee L 91-101
Feb. 11 at Milwaukee L 93-99

2006-07 vs BUCKS (2-2)

Jan. 15 at Charlotte L 91-99
March 17 at Milwaukee L 91-97
March 30 at Charlotte W 97-91
April 14 at Milwaukee W 113-92

2007-08 vs BUCKS (1-2)

Nov. 2 at Charlotte W 102-99
Dec. 22 at Milwaukee L 99-103
Jan. 6 at Charlotte L 89-93

2008-09 vs BUCKS (1-3)

Nov. 22 at Charlotte L 74-97
Dec. 5 at Milwaukee L 96-101
Jan. 2 at Milwaukee L 75-103
Jan. 3 at Charlotte W 102-92

2009-10 vs BUCKS (2-2)

Nov. 20 at Milwaukee L 88-95
Dec. 28 at Charlotte W 94-84
Feb. 20 at Milwaukee L 88-93
April 2 at Charlotte W 87-86*

*Overtime



Minnesota Timberwolves
600 First Avenue North
Minneapolis, MN 55403
(612) 673-1600

2010-11 SCHEDULE vs TIMBERWOLVES

Nov. 15 at Charlotte
Jan. 5 at Minnesota

BOBCATS vs TIMBERWOLVES (8-4, HOME: 5-1, AWAY: 3-3)

2004-05 vs TIMBERWOLVES (1-1)

Jan. 5 at Charlotte W 102-84
March 8 at Minnesota L 97-102

2005-06 vs TIMBERWOLVES (1-1)

Nov. 19 at Minnesota L 89-102
April 4 at Charlotte W 97-92

2006-07 vs TIMBERWOLVES (1-1)

Jan. 1 at Charlotte L 96-102
Feb. 21 at Minnesota W 100-95

2007-08 vs TIMBERWOLVES (2-0)

March 4 at Minnesota W 109-89
April 8 at Charlotte W 121-119

2008-09 vs TIMBERWOLVES (1-1)

Dec. 1 at Charlotte W 100-90
March 14 at Minnesota L 100-108

2009-10 vs TIMBERWOLVES (2-0)

Feb. 10 at Minnesota W 93-92
March 24 at Charlotte W 108-95



New Jersey Nets
390 Murray Hill Parkway
East Rutherford, NJ 07073
(201) 935-8888

2010-11 SCHEDULE vs NETS

Nov. 3 at New Jersey
Dec. 3 at Charlotte
Feb. 11 at Charlotte
April 11 at New Jersey

BOBCATS vs NETS (6-16, HOME: 2-9, AWAY: 4-7)

2004-05 vs NETS (0-4)

Nov. 30 at New Jersey L 86-99
Dec. 21 at Charlotte L 91-94
Feb. 25 at New Jersey L 86-93
March 28 at Charlotte L 91-95

2005-06 vs NETS (1-3)

Dec. 7 at Charlotte L 84-97
Dec. 14 at New Jersey W 91-83
Feb. 15 at Charlotte L 94-95
April 6 at New Jersey L 102-113

2006-07 vs NETS (1-2)

Nov. 28 at New Jersey W 96-92
Jan. 17 at Charlotte L 85-92
March 24 at Charlotte L 107-113*

2007-08 vs NETS (1-3)

Jan. 4 at New Jersey L 96-102
Jan. 8 at Charlotte W 115-99
Feb. 8 at Charlotte L 90-104
April 15 at New Jersey L 108-112*

2008-09 vs NETS (1-2)

Dec. 26 at New Jersey W 95-87
Dec. 27 at Charlotte L 103-114*
April 13 at New Jersey L 87-91

2009-10 vs NETS (2-2)

Nov. 2 at Charlotte W 79-68
Dec. 4 at New Jersey L 91-97
Feb. 16 at Charlotte L 94-103
April 12 at New Jersey W 105-95

*Overtime



New Orleans Hornets
1250 Poydras
19th Floor
New Orleans, LA 70113
(504) 593-4700

2010-11 SCHEDULE vs HORNETS

Dec. 1 at New Orleans
Jan. 15 at Charlotte

BOBCATS vs HORNETS (4-8, HOME: 4-2, AWAY: 0-6)

2004-05 vs HORNETS (1-1)

Dec. 14 at Charlotte W 94-93*
March 2 at New Orleans L 85-94

2005-06 vs HORNETS (0-2)

Jan. 2 at NO/OKL L 86-103
Jan. 16 at Charlotte L 92-107

2006-07 vs HORNETS (1-1)

Nov. 14 at NO/OKL L 85-94
Feb. 20 at Charlotte W 104-100

2007-08 vs HORNETS (0-2)

Dec. 28 at Charlotte L 85-99
Jan. 18 at New Orleans L 84-112

2008-09 vs HORNETS (1-1)

Nov. 7 at Charlotte W 92-89
Dec. 10 at New Orleans L 89-105

2009-10 vs HORNETS (1-1)

Feb. 6 at Charlotte L 99-104
April 7 at New Orleans W 104-103

*Overtime

FRONT OFFICE

BASKETBALL OPS

PLAYERS

2009-10 REVIEW

RECORDS

PLAYOFFS

HISTORY

NBA

MISC.



NBA OPPONENTS

FRONT OFFICE

BASKETBALL OPS

PLAYERS

2009-10 REVIEW

RECORDS

PLAYOFFS

HISTORY

NBA

MISC.



New York Knicks
2 Pennsylvania Plaza
New York, NY 10121
(212) 465-6471

2010-11 SCHEDULE vs KNICKS

Dec. 23	at New York
Dec. 26	at Charlotte
March 26	at Charlotte

BOBCATS vs KNICKS (11-11, HOME: 8-3, AWAY: 3-8)

2004-05 vs KNICKS (1-3)

Dec. 4	at Charlotte	W	107-101
Dec. 26	at New York	L	82-91
Feb. 13	at New York	L	99-102
April 16	at Charlotte	L	98-100

2005-06 vs KNICKS (3-0)

Nov. 23	at Charlotte	W	108-95
March 11	at Charlotte	W	116-109
April 17	at New York	W	98-91

2006-07 vs KNICKS (2-2)

Dec. 20	at New York	L	109-111**
Jan. 12	at New York	W	126-110
Jan. 31	at Charlotte	W	104-87
April 18	at Charlotte	L	93-94

2007-08 vs KNICKS (1-2)

Dec. 21	at Charlotte	W	105-95
Feb. 27	at New York	L	89-113
April 9	at New York	L	107-109

2008-09 vs KNICKS (2-2)

Nov. 5	at New York	L	98-101
Dec. 30	at Charlotte	L	89-93
March 7	at New York	W	114-105
March 28	at Charlotte	W	96-85

2009-10 vs KNICKS (2-2)

Oct. 30	at Charlotte	W	102-100**
Dec. 15	at Charlotte	W	94-87
Dec. 20	at New York	L	94-98
Jan. 7	at New York	L	93-97

*Overtime



Oklahoma City Thunder
Leadership Square
211 N. Robinson, Suite 300
Oklahoma City, OK 73102
405-208-4800

2010-11 SCHEDULE vs THUNDER

Dec. 21	at Charlotte
March 18	at Oklahoma City

BOBCATS vs THUNDER (5-7, HOME: 4-2, AWAY: 1-5)

2004-05 vs SUPERSONICS (0-2)

Dec. 31	at Charlotte	L	97-103
Feb. 5	at Seattle	L	99-113

2005-06 vs SUPERSONICS (1-1)

Nov. 30	at Seattle	L	94-104
Feb. 6	at Charlotte	W	119-106

2006-07 vs SUPERSONICS (0-2)

Nov. 10	at Charlotte	L	85-99
March 4	at Seattle	L	89-96

2007-08 vs SUPERSONICS (2-0)

Nov. 17	at Charlotte	W	100-84
March 28	at Seattle	W	96-93

2008-09 vs THUNDER (1-1)

Dec. 3	at Charlotte	W	103-97
April 10	at Oklahoma City	L	81-84

2009-10 vs THUNDER (1-1)

Dec. 26	at Oklahoma City	L	91-98
March 17	at Charlotte	W	100-92



Orlando Magic
8701 Maitland Summit Blvd.
Orlando, FL 32810
(407) 916-2400

2010-11 SCHEDULE vs MAGIC

Nov. 6	at Charlotte
Feb. 27	at Orlando
April 1	at Orlando
April 6	at Charlotte

BOBCATS vs MAGIC (8-16, HOME: 6-6, AWAY: 2-10)

2004-05 vs MAGIC (3-1)

Nov. 6	at Charlotte	W	111-100
Jan. 7	at Orlando	L	91-111
March 21	at Charlotte	W	102-97
March 24	at Orlando	W	108-94

2005-06 vs MAGIC (1-3)

Nov. 15	at Orlando	L	77-85
Jan. 7	at Orlando	L	92-108
Jan. 20	at Charlotte	L	93-104
March 21	at Charlotte	W	108-102

2006-07 vs MAGIC (2-2)

Nov. 18	at Orlando	L	87-93
Dec. 14	at Charlotte	W	99-89
Jan. 5	at Orlando	L	74-106
March 12	at Charlotte	W	119-108

2007-08 vs MAGIC (1-3)

Nov. 23	at Orlando	L	92-105
Dec. 14	at Charlotte	L	87-103
Dec. 29	at Orlando	L	95-104
Jan. 16	at Charlotte	W	99-93

2008-09 vs MAGIC (0-4)

Nov. 16	at Charlotte	L	85-90
Feb. 17	at Orlando	L	102-107*
Feb. 20	at Charlotte	L	80-92
April 15	at Orlando	L	73-98

2009-10 vs MAGIC (1-3)

Nov. 10	at Charlotte	L	81-93
Nov. 16	at Orlando	L	91-97
Jan. 23	at Charlotte	L	95-106*
March 14	at Orlando	W	96-89

*Overtime



Philadelphia 76ers
Wachovia Center
3601 S. Broad Street
Philadelphia, PA 19148
(215) 339-7666

2010-11 SCHEDULE vs 76ERS

Dec. 4		at Philadelphia
Jan. 17		at Philadelphia
Jan. 20		at Charlotte

BOBCATS vs 76ERS (12-10, HOME: 9-2, AWAY: 3-8)

2004-05 vs 76ERS (0-3)

Jan. 19	at Charlotte	L	105-107
March 11	at Philadelphia	L	80-112
April 6	at Philadelphia	L	103-106

2005-06 vs 76ERS (3-1)

Nov. 4	at Philadelphia	W	110-93
Dec. 9	at Philadelphia	L	115-119
Feb. 8	at Charlotte	W	100-92
April 19	at Charlotte	W	96-86

2006-07 vs 76ERS (2-2)

Jan. 13	at Charlotte	W	89-83
Feb. 7	at Philadelphia	L	83-92
Feb. 23	at Charlotte	W	102-87
March 23	at Philadelphia	L	97-106

2007-08 vs 76ERS (1-2)

Nov. 7	at Philadelphia	L	63-94
Jan. 26	at Charlotte	L	96-103
April 16	at Charlotte	W	115-109

2008-09 vs 76ERS (3-1)

Nov. 24	at Charlotte	W	93-84
Jan. 9	at Philadelphia	L	87-93
March 27	at Philadelphia	W	100-95
April 7	at Charlotte	W	101-98

2009-10 vs 76ERS (3-1)

Nov. 18	at Philadelphia	L	84-86
Dec. 5	at Charlotte	W	106-105
March 10	at Philadelphia	W	102-87
March 31	at Charlotte	W	103-84



Phoenix Suns
201 E. Jefferson Street
Phoenix, AZ 85004
(602) 379-7900

2010-11 SCHEDULE vs SUNS

Nov. 20		at Charlotte
Jan. 26		at Phoenix

BOBCATS vs SUNS (3-9, HOME: 2-4, AWAY: 1-5)

2004-05 vs SUNS (0-2)

Dec. 10	at Phoenix	L	106-115
March 23	at Charlotte	L	105-120

2005-06 vs SUNS (0-2)

Dec. 30	at Charlotte	L	100-110
March 7	at Phoenix	L	121-136

2006-07 vs SUNS (0-2)

Dec. 10	at Charlotte	L	84-114
March 7	at Phoenix	L	106-115*

2007-08 vs SUNS (0-2)

Nov. 6	at Charlotte	L	83-115
Feb. 4	at Phoenix	L	104-118

2008-09 vs SUNS (1-1)

Jan. 23	at Charlotte	W	98-76
Feb. 24	at Phoenix	L	102-112

2009-10 vs SUNS (2-0)

Jan. 16	at Charlotte	W	125-99
Jan. 26	at Phoenix	W	114-109*

*Overtime



Portland Trail Blazers
One Center Court
Suite 200
Portland, OR 97227
(503) 234-9291

2010-11 SCHEDULE vs TRAIL BLAZERS

March 5		at Portland
March 11		at Charlotte

BOBCATS vs TRAIL BLAZERS (4-8, HOME: 2-4, AWAY: 2-4)

2004-05 vs TRAIL BLAZERS (0-2)

Feb. 4	at Portland	L	89-101
Feb. 14	at Charlotte	L	77-80

2005-06 vs TRAIL BLAZERS (1-1)

Feb. 13	at Charlotte	L	83-91
Feb. 22	at Portland	W	110-106

2006-07 vs TRAIL BLAZERS (0-2)

Feb. 9	at Charlotte	L	100-108
March 1	at Portland	L	90-127

2007-08 vs TRAIL BLAZERS (2-0)

Nov. 19	at Charlotte	W	101-92
March 29	at Portland	W	93-85

2008-09 vs TRAIL BLAZERS (1-1)

Jan. 17	at Charlotte	W	102-97*
Jan. 28	at Portland	L	74-88

2009-10 vs TRAIL BLAZERS (0-2)

Nov. 14	at Charlotte	L	74-80
Feb. 1	at Portland	L	79-98

*Overtime

FRONT OFFICE

BASKETBALL OPS

PLAYERS

2009-10 REVIEW

RECORDS

PLAYOFFS

HISTORY

NBA

MISC.



FRONT OFFICE

BASKETBALL OPS

PLAYERS

2009-10 REVIEW

RECORDS

PLAYOFFS

HISTORY

NBA

MISC.



Sacramento Kings
One Sports Parkway
Sacramento, CA 95834
(916) 455-4647

2010-11 SCHEDULE vs KINGS

Jan. 25 at Sacramento
Feb. 25 at Charlotte

BOBCATS vs KINGS
(7-5, HOME: 5-1, AWAY: 2-4)

2004-05 vs KINGS (1-1)

Dec. 7 at Sacramento L 92-109
March 1 at Charlotte W 94-87

2005-06 vs KINGS (1-1)

Nov. 29 at Sacramento L 92-110
Dec. 19 at Charlotte W 106-103*

2006-07 vs KINGS (1-1)

Feb. 28 at Sacramento L 120-135
March 14 at Charlotte W 111-108

2007-08 vs KINGS (0-2)

Jan. 30 at Sacramento L 91-105
Feb. 22 at Charlotte L 115-116*

2008-09 vs KINGS (2-0)

Feb. 25 at Sacramento W 98-91
March 18 at Charlotte W 104-88

2009-10 vs KINGS (2-0)

Jan. 18 at Charlotte W 105-103
Jan. 30 at Sacramento W 103-96

*Overtime



San Antonio Spurs
One AT&T Center
San Antonio, TX 78219
(210) 444-5500

2010-11 SCHEDULE vs SPURS

Nov. 8 at Charlotte
March 19 at San Antonio

BOBCATS vs SPURS
(2-10, HOME: 1-5, AWAY: 1-5)

2004-05 vs SPURS (0-2)

Feb. 8 at Charlotte L 85-104
March 18 at San Antonio L 76-93

2005-06 vs SPURS (0-2)

Nov. 9 at Charlotte L 86-94
Jan. 24 at San Antonio L 76-104

2006-07 vs SPURS (1-1)

Nov. 15 at San Antonio W 95-92**
Dec. 6 at Charlotte L 76-96

2007-08 vs SPURS (0-2)

Jan. 21 at Charlotte L 86-95
Feb. 19 at San Antonio L 65-85

2008-09 vs SPURS (0-2)

Jan. 19 at Charlotte L 84-86
March 10 at San Antonio L 86-100

2009-10 vs SPURS (1-1)

Dec. 11 at San Antonio L 85-104
Jan. 15 at Charlotte W 92-76

*Overtime



Toronto Raptors
50 Bay Street
Suite 500
Toronto, Ontario M5J 2L2
(416) 815-5600

2010-11 SCHEDULE vs RAPTORS

Nov. 10 at Toronto
Dec. 14 at Charlotte
Feb. 22 at Charlotte
March 13 at Toronto

BOBCATS vs RAPTORS
(7-14, HOME: 4-7, AWAY: 3-7)

2004-05 vs RAPTORS (1-2)

Jan. 23 at Toronto L 92-103
Jan. 28 at Charlotte W 101-94
April 1 at Charlotte L 107-119

2005-06 vs RAPTORS (1-3)

Dec. 10 at Charlotte L 103-111
Jan. 11 at Toronto L 86-95
Feb. 10 at Charlotte L 73-88
April 9 at Toronto W 94-88

2006-07 vs RAPTORS (0-3)

Jan. 22 at Toronto L 84-105
Feb. 24 at Charlotte L 76-93
April 1 at Toronto L 94-107

2007-08 vs RAPTORS (2-2)

Dec. 3 at Toronto L 79-98
March 2 at Charlotte W 110-98
March 31 at Charlotte L 100-104
April 4 at Toronto W 105-100

2008-09 vs RAPTORS (2-2)

Nov. 9 at Charlotte L 79-89
Nov. 26 at Toronto L 86-93
March 16 at Charlotte W 112-86
March 20 at Toronto W 102-89

2009-10 vs RAPTORS (1-2)

Nov. 25 at Charlotte W 116-81
Dec. 30 at Toronto L 103-107
March 29 at Charlotte L 101-103



Utah Jazz
301 W. South Temple
Salt Lake City, UT 84101
(801) 325-2500

2010-11 SCHEDULE vs JAZZ

Nov. 13 at Charlotte
Jan. 31 at Utah

BOBCATS vs JAZZ
(5-7, HOME: 3-3, AWAY: 2-4)

2004-05 vs JAZZ (1-1)

Nov. 16 at Charlotte L 105-107
Feb. 1 at Utah W 109-105

2005-06 vs JAZZ (1-1)

Nov. 7 at Charlotte L 91-95*
March 1 at Utah W 104-89

2006-07 vs JAZZ (1-1)

Dec. 22 at Charlotte W 101-89
March 5 at Utah L 95-120

2007-08 vs JAZZ (1-1)

Dec. 19 at Charlotte W 98-92
March 25 at Utah L 106-128

2008-09 vs JAZZ (1-1)

Nov. 14 at Charlotte W 104-96
Feb. 2 at Utah L 86-105

2009-10 vs JAZZ (0-2)

Dec. 19 at Charlotte L 102-110
Feb. 24 at Utah L 93-102

*Overtime



Washington Wizards
601 F Street NW
Washington, DC 20004
(202) 661-5000

2010-11 SCHEDULE vs WIZARDS

Nov. 12 at Washington
Dec. 20 at Washington
Jan. 8 at Charlotte
April 3 at Charlotte

BOBCATS vs WIZARDS
(11-13, HOME: 6-6, AWAY: 5-7)

2004-05 vs WIZARDS (0-4)

Nov. 4 at Charlotte L 96-103
Dec. 27 at Washington L 87-106
March 5 at Charlotte L 84-86
April 17 at Washington L 104-106

2005-06 vs WIZARDS (1-3)

Nov. 26 at Charlotte W 100-82
Jan. 28 at Washington L 97-107
March 14 at Charlotte L 114-119
March 15 at Washington L 99-107

2006-07 vs WIZARDS (2-2)

Dec. 1 at Washington L 109-121
Dec. 27 at Charlotte L 107-114
April 3 at Charlotte W 122-102
April 4 at Washington W 108-100

2007-08 vs WIZARDS (1-3)

Nov. 21 at Charlotte L 111-114*
Dec. 26 at Charlotte L 104-108
Feb. 23 at Washington W 95-110
March 8 at Washington L 97-100

2008-09 vs WIZARDS (3-1)

Dec. 23 at Charlotte W 80-72
Jan. 10 at Washington W 92-89
Feb. 11 at Charlotte W 101-89
March 25 at Washington L 93-95

2009-10 vs WIZARDS (4-0)

Nov. 28 at Washington W 92-76
Feb. 9 at Charlotte W 94-92
March 23 at Washington W 95-86*
March 26 at Charlotte W 107-96

* Overtime

FRONT OFFICE

BASKETBALL OPS

PLAYERS

2009-10 REVIEW

RECORDS

PLAYOFFS

HISTORY

NBA

MISC.



2010-11 NBA KEY DATES

October 25	Rosters set for NBA Opening Day 6 p.m. ET
October 26	Start of the 2010-11 NBA Season
October 26 – November 2	NBA Tip-Off 2010 presented by Kia Motors
January 5	10-day contracts may now be signed
January 10	All contracts are guaranteed for the remainder of the season
February 18-20	2011 NBA All-Star Game Los Angeles, CA
February 24	Trade deadline 3 p.m. ET
April 6 – 9	Portsmouth Invitational Tournament Portsmouth, VA
April 13	Regular Season ends
April 14	Rosters set for 2011 NBA Playoffs 3 p.m. ET
April 16	2011 NBA Playoffs begin
April 24	NBA Early Entry Eligibility Deadline 11:59 p.m. ET
June 13	NBA Draft Early Entry Entrant Withdrawal Deadline 5:00 p.m. ET
June 23	2011 NBA Draft

NBA CARES

NBA Cares is the league's global social responsibility effort that addresses important community issues with an emphasis on programs that support education, youth and family development, and health-related causes. The NBA, its teams and players implement and execute a variety of programs that impact and inspire children and families around the world.

NBA Cares also reaches more than two million players, coaches, parents and officials worldwide participating in recreational youth basketball leagues as part of the Jr. NBA/Jr. WNBA program. The program stresses the fundamentals of the game and the values of sportsmanship, teamwork and leading an active, healthy and safe lifestyle.

Through Basketball without Borders, a basketball instructional camp for young people that promotes friendship, healthy living and education, current and former NBA players and team personnel act as camp coaches and mentors for young athletes. Since the inaugural camp in 2001, BWB has been held in ten countries and territories on five continents and has featured more than 160 NBA players, coaches and team personnel from 30 different teams for more than 1,000 basketball players from more than 100 different countries and territories.

As the world's greatest athletes, NBA players are dedicated to the community and committed to giving back in ways big and small. Through their foundations, camp efforts and philanthropic work, they make a difference for hundreds of nonprofit and youth serving organizations.

NBA Cares supports numerous causes and organizations that support people in need and work to improve the quality of life in communities around the world. Make-A-Wish, UNICEF, KaBOOM!, Habitat for Humanity, Boys & Girls Club of America, Hands On Network, Special Olympics, the Global Business Coalition on HIV/AIDS and the World Food Program are just a few of the organizations with which the NBA has a partnership.



FRONT OFFICE

BASKETBALL OPS

PLAYERS

2009-10 REVIEW

RECORDS

PLAYOFFS

HISTORY

NBA

MISC.

MISCELLANEOUS





B.J. Evans

Director,
Basketball Communications

(704) 688-8865
bevans@bobcats.com



Josh Rosen

Manager,
Basketball Communications

(704) 688-8863
jrosen@bobcats.com

BASKETBALL COMMUNICATIONS CONTACT INFORMATION

TIME WARNER CABLE ARENA, 333 E. TRADE STREET, CHARLOTTE, NC 28202

BASKETBALL COMMUNICATIONS FAX (704) 688-7864

BASKETBALL COMMUNICATIONS GAME NIGHT OFFICE (704) 688-8864

BASKETBALL COMMUNICATIONS PRESS ROW PHONE (704) 688-8867

Welcome to the 2010-11 season of the Charlotte Bobcats! Please familiarize yourself with the following guidelines and policies in order to ensure a quality work environment. Feel free to contact the Bobcats basketball communications department with any questions regarding these policies or for any other inquiries.

MEDIA PARKING

Media parking will be available on 707 North Bernard Street between 10th and 11th streets.

MEDIA ENTRANCE

The media entrance will open 2 1/2 hours prior to game time. Working media should enter Time Warner Cable Arena from Fifth Street, east of the Presbyterian Hospital Training Center. Upon entry, media should proceed downstairs to the media work areas.

PRESS ROOM

The press workrooms are located on the event level, near the locker rooms and interview room, and are open 2 1/2 hours before game time. Press room usage is limited to working media and game staff only. Telephones, wireless internet access, game notes, media guides, statistics, quotes and out-of-town scores are available in this area. Please use common courtesy in maintaining a quiet working environment in the press workrooms.

SINGLE-GAME CREDENTIALS

Media members wishing to cover a single game must submit their requests at least 48 hours prior to the intended game. Requests for games on Sunday, Monday or Tuesday must be submitted by Noon on the preceding Friday. Single-game credentials will be issued on a space-available basis. First-time requests must be in written form on company letterhead and submitted to Josh Rosen by e-mail (jrosen@bobcats.com) or fax (704-688-7864). Requests from foreign and international media should be submitted to Rachel Walsh of the NBA international public relations department at rwalsh@nba.com and must be received at least three business days prior to the intended game. Credentials can be picked up at the media entrance of the arena 2 1/2 hours prior to tip-off. Photo identification will be required when picking up credentials at the media entrance. Applying for credentials does not guarantee confirmation.

COACHES PREGAME & POSTGAME AVAILABILITY

Bobcats Head Coach Larry Brown will hold his pregame media session two hours prior to tip-off for all home games, and he will conduct his postgame media session in the main interview room adjacent to the press workrooms. During postgame media sessions, priority must be given to those media on deadline (print and live broadcast), and interviews should be limited to game comments.

LOCKER ROOM ACCESS

Both the Bobcats and visiting team's locker rooms are located down the hallway from each other and the press work area. In accordance with NBA policy, both locker rooms will be open 90 minutes prior and close 45 minutes prior to tip-off. Following the game, locker rooms will open after a 10-minute cooling-off period. Only credentialed media will be allowed in the locker rooms. Still photography and autographs are not permitted in the locker rooms. Cell phones are also prohibited in the locker rooms, both before and after games.

PHOTOGRAPHERS

Season passes will be provided to accredited photographers from daily newspapers and television stations who cover the majority of Bobcats regular season home games. Photographers must be on assignment for a publication to be credentialed. No photography of any Bobcats game shall be released to any individual other than the entity for whom the pass was issued and subject to the rules governing such use as described on the reverse side of the credential. All photographers and TV cameramen must stay at least four feet behind the baseline at all times. Photographers must remain stationary and seated at all times, except at quarter breaks and halftime, and are not permitted on the court at any time during the game. Photographers are asked to keep courtside equipment to a minimum and leave all excess equipment and outside clothing in the small photo work room. Flashbulbs are not permitted at any time.

RUBBER LENS SHADES

In order to reduce the risk of injury to players, rubber lens shades are required for all still photographers, broadcasters, news and entertainment video and film crews who are authorized to shoot NBA game action. Any additional light sources or sun guns must either be removed or covered with bubble wrap.

SEATING

Home and visiting television positions will be on the main press table at courtside between the team benches. Radio positions are located in the upper center court section of 105. Writers will be located in section 105, below the radio broadcast position at center court. Additional seating is at the top of sections 107-112. A seating chart will be posted in the press room. The quarter play-by-play sheets and halftime and final box scores are distributed as quickly as possible to all locations.

SHOOT AROUNDS

Shoot arounds will take place at Time Warner Cable Arena. All shoot arounds are closed to the media, with interviews following the shoot around period. Shoot around times are subject to change. Please call the basketball communications department for updated shoot around times.

PRACTICE POLICY

The Bobcats practice at the Presbyterian Hospital Training Center at Time Warner Cable Arena. Practices are closed to the public but open to the media for the final 30 minutes. Players and coaches are available immediately following practice for interviews. Media will have access to the press work areas on the event level while waiting for media availability. Please contact the Bobcats basketball communications department to confirm practice times and the availability of the players and coaches. Interviews intent on lasting longer than five minutes should be scheduled in advance with the Bobcats basketball communications department.



BEAT MEDIA

FRONT OFFICE

BASKETBALL OPS

PLAYERS

2009-10 REVIEW

RECORDS

PLAYOFFS

HISTORY

NBA

MISC



Steve Martin
Television Play-by-Play Announcer



Dell Curry
Television Color Analyst



Stephanie Ready
Television Sideline Reporter



Scott Lauer
Radio Play-by-Play Announcer



Kalen Wright
Television Director



Ken Neal
Television Producer



J.P. Plant
Assistant Television Producer



Ben Nelson
Television Graphics Coordinator



Rick Bonnell
Charlotte Observer



Mike Cranston
Associated Press



Richard Walker
Gaston Gazette



Ken Smith
Team Photographer

BOBCATS GAME NIGHT STATISTICAL CREW



Mark Arcilesi
Shot Clock Operator



Laura Adkins
Game Night Staff



Deandra Alex
Game Night Staff



Emily Arceneaux
Game Night Staff



Alexis Broome
Game Night Staff



Paul Denny
Computer Game Stats



Patrick Doughty
Public Address Announcer



Jerry Duncan
Game Night Staff



Kevin Earp
Scoreboard Operator



Tony Folden
Shot Clock/Scoreboard Operator



Carlisle Hamrick
Game Night Staff



Michael Harwood
Official Scorer



David Hixon
Computer Game Stats



Frank Kay
Talent Stats



Monica Lewis
Game Night Staff



Bill Magrath
Talent Stats



Malinda Murray
Computer Game Stats



Laura Sullivan
Computer Game Stats



Richard Ward
Game Clock Operator



FRONT OFFICE

BASKETBALL OPS

PLAYERS

2009-10 REVIEW

RECORDS

PLAYOFFS

HISTORY

NBA

MISC



Through Cats Care, the Community Relations department and Bobcats Youth Foundation are focused on three community pillars: Education, Fitness & Recreation, and Youth & Family Development.

Mission Statement: The Charlotte Bobcats will bring positive and lasting change to our community through dynamic programming and a commitment to social responsibility in the areas of education, fitness, and youth and family development.

Players, coaches, members of the Bobcats ownership group, executive staff and employees are actively engaged in the community through the team's community initiatives.

EDUCATION

The Bobcats are positioned as a partner in education to assist one of Charlotte's most important and significant issues, educating the community's children. With a focus on literacy and an overall love of learning, we hope to ensure that all kids are equipped to pursue their dreams.

Education outreach activities include:

- Cool School Field Trip, presented by Jordan Brand
- Reading with Rufus, hosted by our team mascot and Vemma
- All Stars in Achievement, presented by Wachovia
- National Mentoring Month events
- Black History Month events
- NBA Green Week events
- Charlotte Mecklenburg Schools Middle and High School Sports Scholarship Awards and Funding



FITNESS & RECREATION

The Bobcats organization strongly believes that active lifestyles among youth promote overall health and well-being. For that reason, we place an emphasis on supporting programs that encourage kids to play and exercise.

Fitness and Recreation outreach activities include:

- NBA FIT programs
- Fitness Rallies, presented by Presbyterian Hospital
- Special Olympics Clinic
- Stay Active programs, presented by Blue Cross Blue Shield
- Charlotte Mecklenburg Schools Middle and High School Sports Scholarship Awards and Funding





YOUTH & FAMILY DEVELOPMENT

The Charlotte Bobcats recognize the significant impact youth and families have on the community. We believe it is essential for our organization to participate in community events centered on the development of youth and families in the Charlotte area.

Youth and Family Development outreach activities include:

- Make a Wish support
- Boys and Girls Club programming
- Hospital Visits
- Day of Service event with Habitat for Humanity, presented by Husqvarna

SEASON OF GIVING

During November and December, the Bobcats embark on the Season of Giving.

Season of Giving outreach activities include:

- Hoops and Hope Thanksgiving Dinner
- Dunk Hunger campaign and food drive, presented by Lance
- Holiday Party for Kids
- Salvation Army Toy Drop Off
- Feed the Children food and toiletry distribution
- Players "adopting" underserved families

PLAYER NATION

The Player Nation ticket program is a community relations platform through which players and coaches purchase tickets that will be given to underserved area youth and non-profit groups. During the 2009-10 season, over 27,000 kids received tickets through the Player Nation program.

COMMUNITY PARTNERS

- Charlotte Mecklenburg Schools
- YMCA of Greater Charlotte
- Big Brothers Big Sisters of Greater Charlotte
- Special Olympics North Carolina
- Make-A-Wish of Central and Western North Carolina
- Second Harvest Food Bank of Metrolina
- Salvation Army of Greater Charlotte
- United Way of Central Carolinas
- Hands on Charlotte
- Public Library of Charlotte & Mecklenburg County
- Mecklenburg County Parks and Recreation

BOBCATS YOUTH FOUNDATION

The Bobcats Youth Foundation is a 501(c)3 public charity. Special events and auctions are held throughout the year to raise money to help support programs that allow us to fulfill our commitment to education, fitness and recreation, and youth and family development.

For more information on ways that you can help support the Bobcats Youth Foundation, please contact Kim Beal at (704) 688-8791.



FRONT OFFICE

BASKETBALL OPS

PLAYERS

2009-10 REVIEW

RECORDS

PLAYOFFS

HISTORY

NBA

MISC



FRONT OFFICE

BASKETBALL OPS

PLAYERS

2009-10 REVIEW

RECORDS

PLAYOFFS

HISTORY

NBA

MISC



On April 8, 2008, Bobcats Sports & Entertainment (BSE) announced a naming rights agreement had been reached with Time Warner Cable, and the arena located in the heart of uptown Charlotte, North Carolina, was renamed Time Warner Cable Arena.® Opened on October 21, 2005, with a sold-out performance by The Rolling Stones, Time Warner Cable Arena is home to the NBA's Charlotte Bobcats and AHL's Charlotte Checkers and will host almost 200 events in 2010-11, including college and professional sports, major concerts and family shows.

Since opening its doors five years ago, Time Warner Cable Arena has played host to the biggest names in entertainment, including Bruce Springsteen, Bon Jovi, Paul McCartney, The Jonas Brothers, Aerosmith, Beyonce, U2, Stevie Wonder, Keith Urban, Lady Gaga, Billy Joel and Elton John. Over the years, Time Warner Cable Arena has also played host to multiple visits from family shows like the Ringling Bros. and Barnum & Bailey Circus, Disney on Ice, Monster Jam and the Harlem Globetrotters. College basketball has also quickly become a staple at the venue, with the CIAA, Southern Conference, ACC and NCAA all bringing their tournaments to the building, along with a bevy of regular season games.

"Our goal is to make Time Warner Cable Arena the epicenter for sports and entertainment in the Carolinas," said BSE President and Chief Operating Officer Fred Whitfield. "We do that by attracting world class performances to this world class facility, and showcasing uptown Charlotte as one of the region's most vibrant and energetic destinations."

Designed to represent Charlotte's diverse urban culture as well as the city's strength and stability, Time Warner Cable Arena incorporates contemporary design elements that highlight a focus on creating an exciting future for the Queen City's residents. Fans and visitors alike find familiar reflections of their community in the form of public art and unique displays which pay tribute to the region's rich sports and commercial history.



BSE, which operates the city-owned building, set out to “wow” the community by providing a unique experience for guests while treating them to a superior level of amenities. The arena’s most distinctive element is the 38-foot high, 36-foot wide, 80,000-pound scoreboard, created by Spurgeon Design Group and manufactured by Daktronics, which features a three-dimensional, backlit Charlotte city skyline that sits atop the center-hung display. The skyline “comes to life” through a 360-degree projection system that allows the sky to change at the touch of a button.

One of the arena’s most unique attractions is Rock the Rooftop, a fan zone located on the Uptown Concourse. With an open view of the lower bowl, Rock the Rooftop provides the ultimate setting for indoor tailgating, complete with concessions, an interactive kids area and a 35-foot water tower that features a theatrically lit stage.

Ticket holder comfort is the hallmark of the Time Warner Cable Arena experience. The arena features 60 percent of its seating from baseline to baseline, providing guests with a unique feeling of closeness to the court, stage or ice. Generous seating and legroom is standard in every seat, and seating configurations for Time Warner Cable Arena were developed by incorporating the best elements from other NBA and NHL facilities.

Food is important to providing an emotionally engaging experience for guests, and highly regarded Charlotte food consultant John Sergi and Levy Restaurants prepare all the food offerings at Time Warner Cable Arena. Guests enjoy incredibly diverse menus with something for everyone, from fan favorites at general concessions and to the unexpected in Frontcourt, the arena’s fine-dining restaurant. Pre-planned catering for business events or entertaining is also available, demonstrating again that Time Warner Cable Arena is committed to providing its guests with the best, regardless of where they are in the building.

Indoors or out, patrons of Time Warner Cable Arena are reminded of Charlotte’s rise as a world class city. The outdoor Trade Street plaza features a large video screen to see coming attractions, a sizeable entertainment stage and access to the fully appointed Team Store where fans can purchase team apparel and gifts. As guests enter the four-story atrium located off the plaza, they are greeted by one part of the arena’s major public art projects: a large colored-tile mural by artist Mike Mandel depicting the history of basketball in the Piedmont. Additional pieces of public art are located both inside and outside the building, and include the four lighted entry columns on Trade Street by artist Andrew Leicester, the main lobby’s colorful terrazzo floor created by Thomas Sayre, photographic murals by local artist Tommie Robinson and three outdoor carved granite benches by Paul J. Sires.

Time Warner Cable Arena is a trademark of Time Warner Inc. used under license



FRONT OFFICE

BASKETBALL OPS

PLAYERS

2009-10 REVIEW

RECORDS

PLAYOFFS

HISTORY

NBA

MISC



- FRONT OFFICE
- BASKETBALL OPS
- PLAYERS
- 2009-10 REVIEW
- RECORDS
- PLAYOFFS
- HISTORY
- NBA
- MISC



2010-11 BOBCATS SINGLE GAME TICKET PRICING

SECTION	DESCRIPTION	"A" GAME PRICE	"B" GAME PRICE	"C" GAME PRICE
Inner Circle Club	Sideline / Corners	\$405.00	\$293.00	\$270.00
Club Seats	Low	\$216.00	\$156.00	\$144.00
	Mid	\$178.00	\$129.00	\$119.00
	High	\$144.00	\$104.00	\$96.00
	FrontCourt Club	\$153.00	\$110.00	\$90.00
Lower Level	Corners / Baseline (Low) A	\$132.00	\$113.00	\$90.00
	Corners / Baseline (Low) B	\$110.00	\$83.00	\$66.00
	Corners (Mid)	\$90.00	\$68.00	\$54.00
	Baseline (Mid)	\$80.00	\$60.00	\$48.00
	Corners / Baseline (S - EE)	\$75.00	\$50.00	\$40.00
Upper Level	Center Court (A - I)	\$70.00	\$49.00	\$39.00
	Ctr Court (J - X) / Corners (A1 - I)	\$60.00	\$40.00	\$30.00
	Corners (J - X) / Baseline (A1 - I)	\$53.00	\$30.00	\$21.00
	Baseline High	\$35.00	\$20.00	\$15.00
	Corners High	\$10.00	\$10.00	\$10.00

Budweiser

CHARLOTTE
BOBCATS



RESPONSIBILITY MATTERS™

©2010 Anheuser-Busch, Inc., Budweiser® Beer, St. Louis, MO



2010-11 CHARLOTTE BOBCATS SCHEDULE

OCTOBER / NOVEMBER 2010									
SU	M	TU	W	TH	F	SA			
24	25	26	DAL 8:30 PM	27	28	29	IND 7:00 PM	MIL 8:30 PM	30
31	1	2		3	4	5	DET 7:30 PM	ORL 7:00 PM	6
7	SAN 7:00 PM	8		9	10	11	WAS 7:00 PM	UTA 7:00 PM	13
14	MIN 7:00 PM	15		16	17	18	MIA 7:30 PM	PHX 7:00 PM	20
21	22	23	NYK 7:00 PM	24	25	26	HOU 7:00 PM	MIL 9:00 PM	27
28	29	30							

FEBRUARY 2011									
SU	M	TU	W	TH	F	SA			
			DET 7:30 PM	2	3	4	MIA 7:00 PM	DAL 7:00 PM	5
6	BOS 7:00 PM	7		8	9	10	NJN 7:00 PM	ATL 7:00 PM	12
13	LAL 7:00 PM	14	CHI 8:00 PM	15	16	17			19
	20	21	TOR 7:00 PM	22	23	24	SAC 7:00 PM		26
ORL 8:00 PM		28							

DECEMBER 2010									
SU	M	TU	W	TH	F	SA			
			NOH 8:00 PM	1	2	3	NJN 7:00 PM	PHI 7:30 PM	4
5	6	7	DEN 7:00 PM	8	9	10	IND 7:00 PM	BOS 7:00 PM	11
12	13	14	TOR 7:00 PM	15	16	17	ATL 7:30 PM		18
19	WAS 7:00 PM	20	OKC 7:00 PM	21	22	23		24	25
26	DET 7:00 PM	27		28	29	30	CLE 7:00 PM	GSW 9:00 PM	31

MARCH 2011									
SU	M	TU	W	TH	F	SA			
		1	DEN 8:00 PM	2	3	4	LAL 10:30 PM	POR 10:00 PM	5
6	LAC 7:00 PM	7		8	9	10	POR 7:00 PM		12
13	TOR 1:00 PM	14		15	16	17	HOU 8:30 PM	OKC 8:00 PM	18
20		21		22	23	24	IND 7:00 PM	BOS 7:30 PM	25
27	MIL 7:00 PM	28		29	30	31	CLE 7:00 PM		

JANUARY 2011									
SU	M	TU	W	TH	F	SA			
						1			
2	MIA 7:00 PM	3		4	5	6	7	WAS 7:00 PM	8
9	MEM 7:00 PM	10		11	12	13	14	BOS 7:30 PM	15
16	PHI 7:00 PM	17	CHI 8:00 PM	18	19	20	PHI 7:00 PM		22
23	24	25		26	27	28	GSW 9:00 PM	LAC 10:30 PM	29
30	UTA 9:00 PM	31	SAC 10:00 PM						

APRIL 2011									
SU	M	TU	W	TH	F	SA			
					1	2	ORL 7:00 PM		
WAS 8:00 PM	3	4	CLE 7:00 PM	5	6	7	MIA 7:30 PM		9
DET 8:00 PM	NJN 7:00 PM	11		12	13	14	ATL 7:00 PM		16
17	18	19	20	21	22	23			
24	25	26	27	28	29	30			

All times listed are Eastern and subject to change

HOME
AWAY
 ALL-STAR

For ticket information please call **704.BOBCATS** or visit bobcats.com

